

Product data sheet

Characteristics

XVBC21

Indicating Bank, 70mm, base unit and cap, direct or tube mounting, bottom or side cable entry

Product availability: Stock - Normally stocked in distribution facility



Main

Range of product	Harmony XVB Universal
Product or component type	Base unit with cover
Component name	XVBC
Material	Glass reinforced polyamide base unit Polycarbonate cover unit

Complementary

Fixing mode	Direct or tube fixing
Mounting diameter	2.76 in (70 mm)
Product destination	Banks without flash discharge tube unit
Electrical connection	1 connector for standard input
Cable entry	Bottom or side entry
Assembly style	Customer assembly, up to 5 units
Terminals description ISO n°1	(COM-1)PW (COM-2)PW (COM-3)PW (COM-4)PW (COM-5)PW (GND)GROUND
Product weight	0.42 lb(US) (0.19 kg)

Environment

Product certifications	CCC CSA C22-2 No 14 GOST UL 508
Standards	EN/IEC 60947-5-1
Protective treatment	TC
Ambient air temperature for storage	-40...158 °F (-40...70 °C)
NEMA degree of protection	NEMA 4X indoor UL 508

Ordering and shipping details

Category	22611 - XVB-STACKLIGHTS
Discount Schedule	XV
GTIN	00785901845027
Nbr. of units in pkg.	1
Package weight(Lbs)	0.4500000000000001
Returnability	Y
Country of origin	ID

Offer Sustainability

California proposition 65	WARNING: This product can expose you to chemicals including:
----- Substance 1	Lead and lead compounds, which is known to the State of California to cause cancer and birth defects or other reproductive harm.
----- More information	For more information go to www.p65warnings.ca.gov

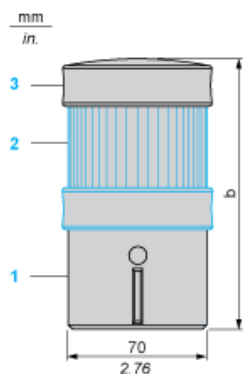
Contractual warranty

Warranty period	18 months
-----------------	-----------

Indicator Bank without “Flash” Discharge Tube Unit

Dimensions

Below drawing shows the minimum configuration of the product. Select the number of stages according to the product characteristics in order to get b dimension.

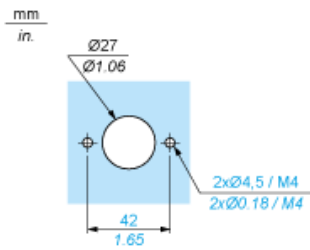


- (1) Base unit
- (2) Illuminated or audible signalling unit XVBC***, to be ordered separately
- (3) Cover (supplied with base unit)

Number of illuminated or audible signalling units (no “flash”)	b in mm	b in in.
1	138	5.43
2	201	7.91
3	264	10.39
4	327	12.87
5	390	15.35

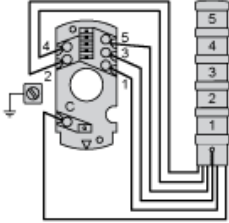
Base Unit for Indicator Banks

Panel Cut-out for Direct Fixing



Illuminated Beacon

Wiring Diagram



X-ON Electronics

Largest Supplier of Electrical and Electronic Components

Click to view similar products for [LED Lighting Fixture Accessories](#) category:

Click to view products by [Schneider](#) manufacturer:

Other Similar products are found below :

[XVBC081](#) [1-2315539-1](#) [2306129-1](#) [180997-0001](#) [1-2213996-1](#) [4821](#) [2702312](#) [4775](#) [5012](#) [5014](#) [1301130007](#) [1301120097](#) [1301120099](#)
[1301120101](#) [1301120114](#) [1301120153](#) [1301120154](#) [1301120157](#) [1301120174](#) [1301120110](#) [1301120137](#) [1301120130](#) [1301860719](#)
[1301120131](#) [1301120144](#) [1301120196](#) [1301850471](#) [2702313](#) [2702315](#) [2702316](#) [2702493](#) [2702494](#) [PLD E 400-ME SM](#) [XVBC030](#)
[XVBC14](#) [XVBC21](#) [2213730-1](#) [VFTBCSN1002FT](#) [VFTBCSP0102FT](#) [VFTJCSN0402FT](#) [VFTPCSN1010FT](#) [VFTPCSP0110FT](#) [XVBC00](#)
[XVBC020](#) [1-2311664-1](#) [2702492](#) [2213871-2](#) [2306132-1](#) [2213805-1](#) [1-2306133-1](#)