



Harmony XB4 metal

Control and signaling units



Harmony

Discover [Harmony](#)

Advanced operator interface and industrial relays

Harmony operator interface and industrial relays enhance operational efficiency and equipment availability across industrial and building applications. **Harmony** includes intelligent connected products and edge terminals that visualize, gather and process data, enabling informed operator decisions

Explore our offer

- [Harmony](#) Push Buttons and Switches
- [Harmony](#) HMI Operator Terminals, IPC and EdgeBox
- [Harmony](#) Signaling Devices
- [Harmony](#) Electrical Relays
- [Harmony](#) Safety

Life Is On

Schneider
Electric

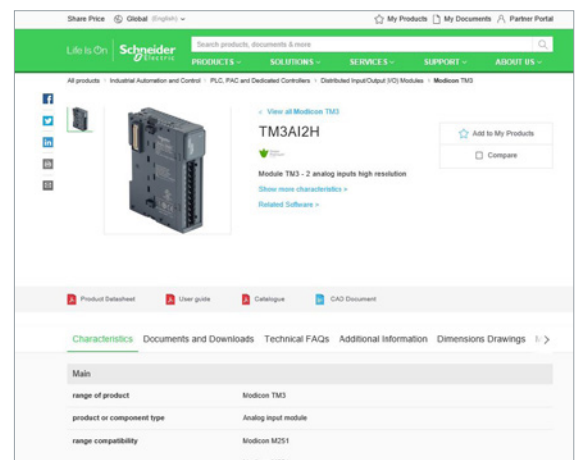
Quick access to product information

Get technical information about your product

References

Modicon TM3
I/O expansion modules for Modicon controllers
Analog I/O modules

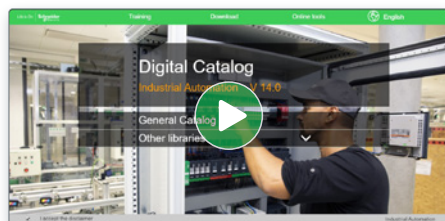
Number and type of channels	Input range	Output range	Resolution	Input terminal (pin)	Reference	Weight (kg)
2 enhancement inputs	-10...+10 VDC 0...20 mA, 4...20 mA	10 mA or 10 mA + sign	12 bits	Terminal 2	TM3AI2H	0,110
4 enhancement inputs	-10...+10 VDC 0...20 mA, 4...20 mA	10 mA or 10 mA + sign	12 bits	Terminal 2	TM3AI4H	0,110
4 enhancement or temperature inputs	-10...+10 VDC 0...20 mA, 4...20 mA	10 mA or 10 mA + sign	12 bits	Terminal 2	TM3AI4T	0,110
4 differential temperature inputs	-10...+10 VDC 0...20 mA, 4...20 mA	10 mA or 10 mA + sign	12 bits	Terminal 2	TM3AI4D	0,110



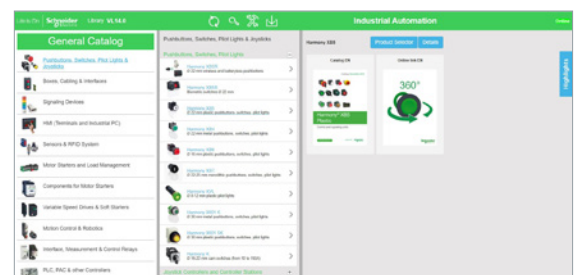
Each commercial reference presented in a catalog contains a hyperlink. Click on it to obtain the technical information of the product:

- Characteristics, Dimensions and drawings, Mounting and clearance, Connections and schemas, Performance curves
- Product image, Instruction sheet, User guide, Product certifications, End of life manual

Find your catalog



- > With just 3 clicks, you can access the Industrial Automation and Control catalogs, in both English and French
- > Consult digital automation catalogs at [Digi-Cat Online](#)

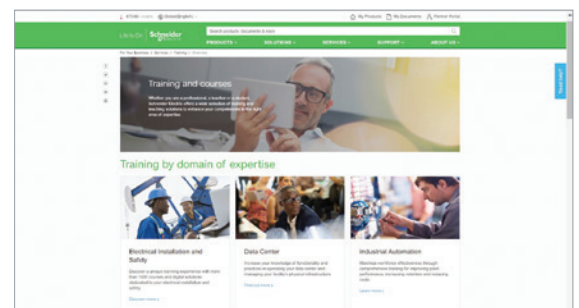


- Up-to-date catalogs
- Embedded product selectors, 360° pictures
- Optimized search by commercial references

Select your training



- > Find the right [Training](#) for your needs on our Global website
- > Locate the training center with the selector tool, using this [link](#)



General contents

Harmony XB4 metal

■ General presentation	page 3
■ Presentation	
□ Presentation, installation, and environment.....	page 12
Selection guide	page 14
■ Description	
□ Complete units, XB4B and XB4F.....	page 16
□ Sub-assemblies, ZB4B and ZB4F.....	page 20
■ Installation	
□ Contact mounting - Contact sequence.....	page 28
■ References for Diameter 22 mm mounting	
□ Spring return pushbuttons, unmarked and with marking	page 31
□ Illuminated pushbuttons, spring return	
- With Universal LED and BA 9s base fitting.....	page 35
□ Multiple-headed pushbuttons, spring return	page 39
□ Mushroom head pushbuttons, spring return and latching	page 42
□ Emergency stop and Emergency switching off functions	page 44
□ Illuminated rings and circular yellow legends for Emergency stop	page 46
□ Illuminated Emergency switching off function and circular yellow legends	page 47
□ Accessories for Pushbuttons	page 48
□ Large head pushbuttons with integrated bellows	page 51
□ Pushbuttons and illuminated pushbuttons, push-push.....	page 52
□ Selector switches	
- With standard handle and long handle.....	page 54
- Key switches, toggle switches, and with knurled knob	page 56
- Illuminated, with standard handle and Universal LED.....	page 58
□ Pilot lights	
- With Universal LED and BA 9s base fitting.....	page 60
- Push-to-test pilot light	page 63
□ Specific functions	
- Manual overload reset pushbuttons, potentiometers	page 64
- Timers, hour counters, annunciators, USB/RJ45 ports, and fuse carrier.....	page 65
- Joystick controllers and wobblesticks	page 67
□ Accessories	
- For heads	page 68
- Legends, legend holders, legend panel, and illuminated rings.....	page 70
■ References for diameter 30 mm, Flush mounted	
□ Flush mounted spring return pushbuttons, unmarked and with marking	page 79
□ Flush mounted illuminated pushbuttons, spring return	
- With Universal LED.....	page 82
□ Flush mounted pushbuttons with push-push, illuminated and non-illuminated	page 85
Flush mounted selector switches	
- With standard handle and long handle.....	page 87
- Key switches, and with knurled knob	page 89
- Illuminated, with standard handle and Universal LED.....	page 91
□ Flush mounted pilot light with Universal LED	page 93
■ Accessories for Diameter 30 mm	
□ For heads	page 94
□ Legends, legend holders, legend panel, and illuminated rings.....	page 95
■ Common Components and Accessories	
□ Body/contact assemblies and light blocks.....	page 100
■ Product reference index	page 115

Control and signaling units

Pushbuttons, switches, and pilot lights



Life Is On

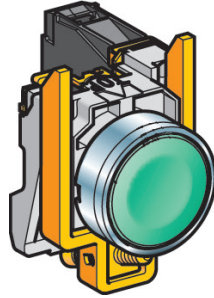
Schneider
Electric

Control and signaling units

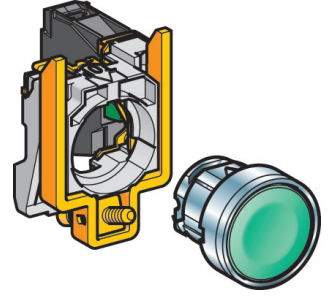
Harmony XB4 metal

Pushbuttons, switches, and pilot lights

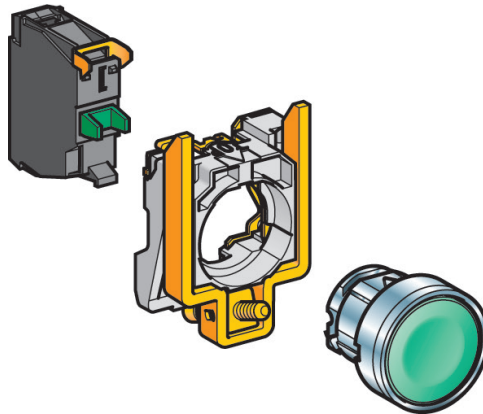
The Harmony XB4 range of metal pushbuttons, switches, and pilot lights combines simplicity of installation, flexibility, and robustness to meet the majority of industrial applications. It delivers one of the most comprehensive product ranges available on the market and meets the robustness and performance requirements for the majority of industrial applications.



Complete unit for repetitive orders XB4BA31



Sub-assembly (for additional flexibility) ZB4BZ101 + ZB4BA3



Basic elements (for optimum flexibility) ZBE101 + ZB4BZ009 + ZB4BA3

A single provider

Our team of experts understands the needs of our customers in terms of their processes and applications. The Harmony ranges are available globally wherever you need them.

The confidence of a market leader

- > More than 50 years' experience designing switches, pushbuttons, and pilot lights
- > A global network of partners and distributors you know and trust
- > Worldwide product availability with over 17,000 points of sale in more than 100 countries

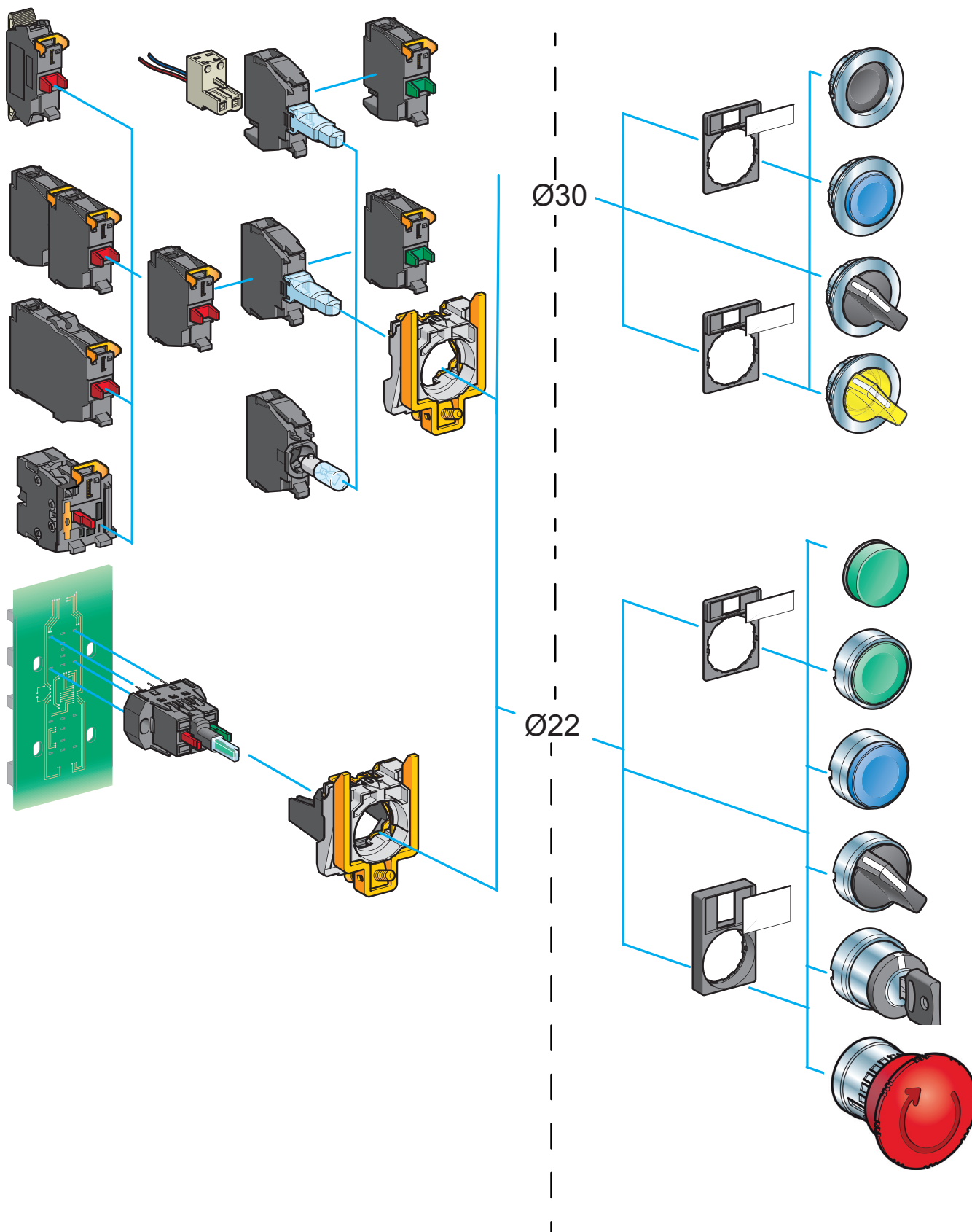


A global network of partners you can rely on to support customized end-to-end solutions

Control and signaling units

Harmony XB4 metal

Pushbuttons, switches, and pilot lights



Modern design

Harmony delivers an innovative and ergonomic design that allows easy operation and improves the look and feel of your control panels and machines.

Improved reliability of panels, machines, and processes

- > The flush-mounting solution addresses the market demands for ergonomic design and aesthetics
- Built-in flush pushbuttons
- Flush mounting kit accessories
- > Pushbuttons and switches with a vibrant color pallet

A touch of style for your electrical panels

- > Innovative design without compromise on cost
- > Better perceived quality of your machines and panels
- > A clearer view of control features

> Define your own style with powerful customization options

- > Markings on pushbutton, illuminated pushbuttons, and pilot lights caps
- > Markings on the bezel for all built-in flush products
- > Markings on accessories, like legend plates and legend panels

360° view
Click on the image for 3D view




Customized products





Emergency stop pushbutton with illuminated rings



NC monitoring contact block



[Harmony XB4 metal](#)
[Explosive atmosphere offer](#)

Operational efficiency

The Harmony XB4 range offers innovative features for ease-of-use to make an operator's work simpler and more efficient.

Improved operator efficiency

- > Illuminated Emergency stop pushbutton solutions that help you quickly find the E-stop button responsible for the production downtime
- > Robust illuminated and non-illuminated buzzers providing water resistance up to IP66, IP67, IP69, and IP69K
- > High brightness and full-surface illumination of pushbuttons and selector switches
- > Dedicated offer for explosive atmospheres

Reduce safety risk and downtime machine

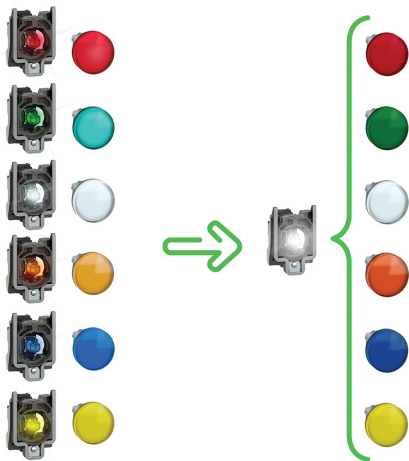
- > Monitor the Emergency stop head connection with the NC safety monitoring contact block reduce human error during maintenance or installation of the machine
- > Integrated two functions in one to keep existing cabling and avoid extra connection risk.
- > Dedicated offer for explosive atmospheres

Universal LED block for all illuminated functions

Harmony streamline the structure of pilot lights and actuators using LED by moving from 6 colored LEDs to a universal source of luminosity.

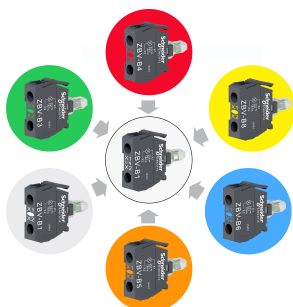
A unique technology that leads to the best lighting solution

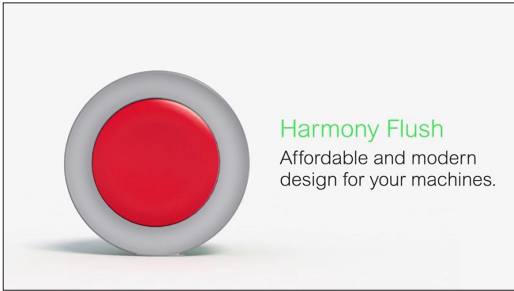
- > Divide by 6 the stocked part numbers (for a given wiring & voltage solution)
- > Astonishing intensity and contrast with enhanced color purity
- > Reduce conception and installation time
- > Simplified maintenance
- > Avoid errors on pairing between heads and light blocks, nomenclatures are simplified



LED rationalization while ensuring the same functionality

The universal light blocks are now identifiable in the catalog with the below logo as well as physically on the product with the two letters "UN".






Affordable


Harmony delivers simplicity and efficiency while helping to keep your costs down.

Increasing operator's efficiency

- > USB and RJ45 ports for a simple, effective way to connect a PC or USB
- > Timer for simple adjustment of your machine's time settings
- > 3-phase pilot lights mounted in a single 30 mm (1.181 in.) diameter hole
- > Potentiometer with integrated resistor
- > Yellow illuminated functions
- > Small displays in a diameter 22 mm hole for quicker mounting



USB port




RJ45 port



Timer



3-phase indicator



Complete potentiometer



Buzzer



Basic display

Mounting options for easy access
to functions on the front panel

Legend panels that help simplify installation

- > Hole positions are clearly identified and aligned on the legend panels
- > Just stick the legend panel on your operator interface surface and punch the hole where indicated
- > Save up to 75% of installation time compared with conventional hole alignment methods



Legend panel

Compatible with control stations and enclosures

The Harmony XB4 range is compatible with a wide range of control stations and enclosures

- > XAPD: standard metal grey box (RAL7035)
- > XAPK: metal yellow station for emergency stop application (RAL1004)
- > XAPO: metal orange station (RAL2008)
- > XAPG: metal grey box (RAL7032) for North America standards (NPT cable glands)
- > XAPE: metal pre-drilled front plate
- > XAWG/XAWF: plastic and metal box for ATEX dust environment with XB4 EX



Simple selection

Harmony XB4 delivers a comprehensive range of products that enable simple selection to help minimize your costs right from the beginning.

Web digital selector
Click to open the selector

Digital tools help you select the right product and customize it to meet your needs

- > Digi-Cat, for easy, up-to-date access to the PDF catalogs
- > Web digital selector to help you find the right reference for your application and customize your product.

Digi-Cat
Click to download Digi-Cat

Easy to convert from standard to flush mounted pushbuttons

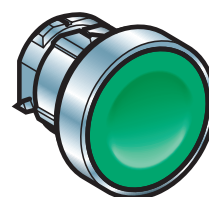
- > Harmony XB4 pushbuttons offer the flexibility to convert from standard to flush mounting versions by simply changing a single letter in the product reference.

Example:

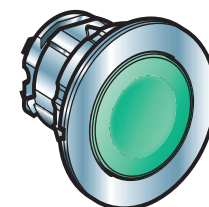
ZB4BA3



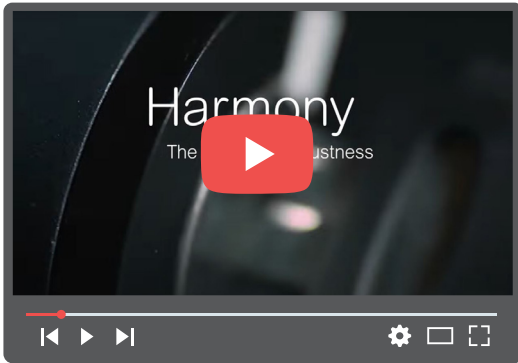
ZB4FA3



Standard
mounting

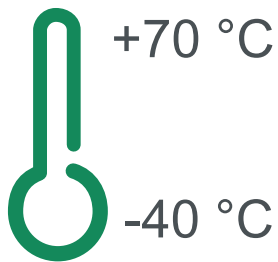


Flush
mounting



The secret of robustness
Click to open video (46 sec)

IP69 Robust performance
even in harsh
environments



Robustness

Harmony XB4 delivers extremely robust performance even in severe environments.

Improved reliability of panels, machines, and processes

- > Sealing effectiveness rated up to IP66, IP67, IP68, IP69, IP69K, and type 4X
- > High impact resistance up to IK06 rating
- > Operating temperature ranging from -40 to +70 °C/-40 to +158 °F
- > Compliance with international standards (IEC, UL, CCC, EAC, JIS)
- > Marine certified (BV, LROS, BDNV, GL)

High electrical performance

- > Contacts and heads designed to prevent vibration, helping to ensure secure mounting and wiring
- Choose from standard, low-load, and high-power electrical contacts

Lower maintenance

- > Harmony pushbuttons are designed to perform up to 10 million operations.
- This represents more than 1,000 operations a day for 27 years.



Marine environment
Click to open video (42 sec)

Adapted to your applications, segments, and operating environments

Harmony offers a unique and unrivalled depth of range delivering products adapted to your applications, segments, and operating environments.



Material working



Packaging



Pumping



Consumer packaged goods



Water & waste water



Oil & Gas



Material handling

Control and signaling units

Harmony XB4, metal

Pushbuttons, switches, and pilot lights



Harmony XB4 range of control and signaling units for Ø 22 mm/0.866 in. mounting



Harmony XB4 flush mounted control and signaling units for Ø 30 mm/1.181 in mounting

Presentation

The Harmony® XB4 metal range of modular control and signaling units combines simplicity of installation, flexibility, and robustness. It meets the requirements of the majority of industrial applications. These units are either available as complete products or separate components for customer assembly.

This range includes:

- Pushbuttons, selector/key switches, Emergency stop functions, and multiple-headed pushbuttons designed for parameter settings, adjustments, and start/stop control of machines and installations
- Pilot lights, illuminated pushbuttons, illuminated selector switches, and illuminated Emergency stop functions designed for visual signaling
- Various accessories including:
 - Flush mounting kits:
 - redesigned, improving the look of the control panel
 - quick and easy installation in a 30.5 mm/1.20 in. hole making it compatible with 22 mm/0.87 in. devices
 - a cost-effective solution, as the control devices and the operating modes of the machine do not change
 - Other accessories: protective covers, legends and legend holders, pushbutton caps, boots, bulbs, etc.

The pushbutton and switch control offer (illuminated and non-illuminated) is both broad and comprehensive:

- Pushbuttons, spring return with flush push, projecting push, recessed push, booted flush push, or mushroom head
- Emergency stop pushbuttons with 3 types of head: push-pull, turn to release, and key release
- Pilot lights and illuminated pushbuttons with Universal LED and BA 9s base fitting bulbs
- Selector switches with different types of operator: standard handle, long handle, knurled knob, or key
- Choice of heads: circular, double-head/triple-head rectangular, or toggle
- Colors of push: white, black, green, orange, blue, red, or yellow
- Connection type: screw clamp connector, Faston connector, spring terminal, or for printed circuit board
- Contact blocks for general purpose or specific applications (low current, standard, or high power switching)
- Choice of heads to meet the majority of industrial needs: from the most basic pushbuttons and pilot lights, to functions meeting modern machine requirements, such as USB & RJ45 ports
- Wide choice of accessories and spare parts
- Other specific functions: complete potentiometer, hour counters, annunciator, or joystick controllers

Innovative complementary offers are also available:

- Control and signaling units for severe applications
- Wireless and batteryless pushbuttons
- Biometric switches

Control and signaling units

Harmony XB4, metal


Pushbuttons, switches, and pilot lights

Installation


Harmony XB4 products are both simple and quick to install:

- Mounting by single installer (self-maintaining head in its cut-out)
- Clip-together component system (head, body, contact blocks, and LED)
- Anti-loosening system for screw clamp terminals on contact blocks

Harmony XB4 standard mounting products are installed with or without a notch in a $\text{Ø} 22 \text{ mm}/0.866 \text{ in.}$ hole, thanks to the self-cleavable orientation pin.



For installation of Harmony XB4 standard mounting products



For installation of Harmony XB5 flush mounting products

Harmony XB4 flush mounting products are installed without a notch in a $\text{Ø} 30 \text{ mm}/1.181 \text{ in.}$ hole. This gives flush mounting products the same actuating area as that of standard mounting products, offering optimized ergonomics for operators even when wearing gloves.

Environment

The performance of the Harmony XB4 range meets some of the most demanding international standards and approvals:

- Certified and approved for meeting requirements throughout all continents: EN/IEC, CE marking, UL, CSA, CCC, EAC, JIS, NEMA, and marine approvals
- Protection against ingress of solid objects, dust, and water: IP66, IP67, IP69, IP69K, type 4X
- Operating temperature range from -40 °C to $+70 \text{ °C}/-40 \text{ °F}$ to $+158 \text{ °F}$ for outdoor applications
- Shock protection level up to IK06
- High vibration resistance with shakeproof connection screws (periodic retightening unnecessary)

Product type	Pilot lights	Pushbuttons, selector switches, and pilot lights			Biometric switches	
						
						
						
						
Description of range	<ul style="list-style-type: none"> LED pilot lights 	<ul style="list-style-type: none"> Pushbuttons Multiple-headed pushbuttons Emergency Stop pushbuttons Selector switches and key switches Illuminated pushbuttons Pilot lights Flush mounted pushbuttons, selector switches, and pilot lights (1) 			<ul style="list-style-type: none"> Fingerprint readers 24V ~ Stand-alone biometric switches Stand-alone USB biometric switches USB biometric switches dedicated to Schneider HMI (2) 	
Features	Products	Monolithic, compact, low consumption	Complete units or sub-assemblies (body + head)			Monolithic
	Bezel	Double insulated	Double insulated (4)	Metal, chromium plated, or black	Double insulated	Double insulated, dark gray
	Shape of head	Circular	Circular, square, or rectangular	Circular	Circular	–
Drilling or cut-out for fixing		Ø 8 mm and Ø 12 mm/0.315 in. and 0.472 in.	Ø 16 mm/0.630 in.	Ø 22 mm/0.866 in. Ø 30 mm/1.181 in. (for flush mounted control and signaling units)	Ø 22 mm/0.866 in.	
Degree of protection	Conforming to IEC 60529	IP40 IP65 with seal	IP65	IP66, IP67, IP69, and IP69K	IP65 (control button)	
	Conforming to UL 508 and CSA C22-2 No. 14	–	Enclosure type 4, 4X, and 13			Enclosure type 12
Cabling		Tags for 2.8 x 0.5 mm/0.110 x 0.020 in. connectors or threaded connector	Faston connectors Solder pins for printed circuit boards (4) Fast connector socket (5)	Spring clamp terminal connections Screw clamp terminal connections Faston connectors Connector with adapter for printed circuit board	Cable or connectors	
Mounting	Panel thickness	1...8 mm/0.039...0.315 in.	1...6 mm/0.039...0.236 in.			
Type references		XVLA	XB6, XB6E	XB4	XB5	XB5S

(1) Flush mounted control and signaling units are available for Harmony XB4 and XB5 ranges only.
 (2) Compatible with Magelis iPC, STU, OT, GXO, GT (except GT1000 series), GK, GH, and GTO models.
 (3) Wireless and batteryless pushbutton and receiver ready-paired at the factory.

Wireless and batteryless pushbuttons	Pushbuttons, selector switches, and pilot lights	Joystick controllers	Pushbuttons, selector switches, and pilot lights	Cam switches
				
				
				
				
<ul style="list-style-type: none"> Wireless and batteryless pushbuttons and rope pull switch Wireless receivers Harmony Hub 	<ul style="list-style-type: none"> Pushbuttons Emergency Stop and Emergency switching off pushbuttons Selector switches and key switches Illuminated pushbuttons Pilot lights 	<ul style="list-style-type: none"> 2- or 4-direction Stay put or spring return 	<ul style="list-style-type: none"> Pushbuttons Emergency Stop pushbuttons Selector switches and key switches Illuminated pushbuttons Pilot lights 	<ul style="list-style-type: none"> Switches Stepping switches Reversing and changeover switches Ammeter switches Voltmeter switches Reversing switches Star-delta and reversing star-delta switches Pole change switches
Ready-to-use packs (3) and "components" range	Monolithic	Complete units or sub-assemblies (body + head with lever)	Complete units or sub-assemblies (body + head)	Complete units or sub-assemblies (body + front panel+ head)
Metal, chromium plated, or double insulated, black	Double insulated, dark gray (or white for pilot lights)	Metal, chromium plated	Double insulated, black	Metal, chromium plated, or double insulated, black
Transmitter with circular head	Circular	Circular	Hexagonal	Square
Ø 22 mm/0.866 in.			Ø 30 mm/1.181 in.	Ø 16 or Ø 22 mm/0.630 or 0.866 in.: series K10 Ø 22 mm/0.866 in. and multifixing: series K1/K2 4 holes, 48 or 68 centers: series K30...K150
IP65	IP65 (control buttons and pilot lights) IP54 (Emergency switching off pushbuttons)	IP65	IP66	IP65: series K10 IP40, IP65 with seal: series K1/K2 IP40: series K30...K150
Enclosure type 12	Enclosure type 3 (pushbuttons and Emergency stop) and 4 (pilot lights)	Enclosure type 4, 4X and 13	Enclosure type 4 and 13 (9001K) Enclosure type 4, 4X, 13 (9001SK)	–
Wireless (transmitter) Through cable (receiver)	Screw and captive clamp terminal connections Faston clip connections (pilot lights)	Screw and captive clamp terminal connections		
1...6 mm/0.039...0.236 in.				0.5...6 mm/0.020...0.236 in. (depending on model)
XB5R, XB4R	XB7	XD4PA	XD2GA	XD5PA
		9001K, 9001SK	K10, K1, K2, K30, K50, K63, K115, K150	

(4) For Harmony XB6 only.
 (5) For Harmony XB6E only.

Control and signaling units

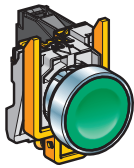
Harmony XB4, metal

Diameter 22 mm pushbuttons, switches, and pilot lights

Complete units, XB4B

Complete units

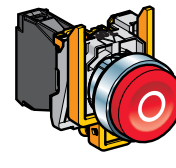
Contact functions



Flush push, unmarked
XB4BA●1/BA42
see [page 31](#)



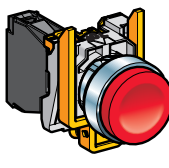
Flush push, with marking
XB4BA●3●●
see [page 34](#)



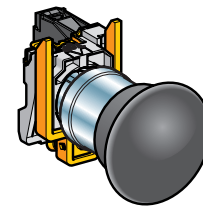
Projecting push, with marking
XB4BL4325
see [page 34](#)



Booted flush push
XB4BP●1/BP42
see [page 33](#)

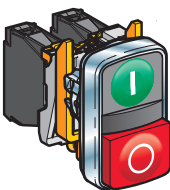


Projecting push, unmarked
XB4BL42
see [page 32](#)

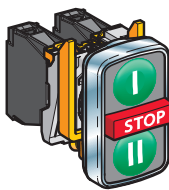


Ø 40 mm/
1.57 in.

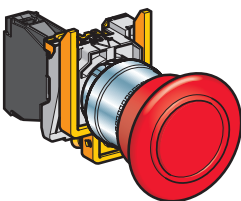
Mushroom head
XB4BC21
see [page 42](#)



Double-headed
XB4BL73415
see [page 39](#)

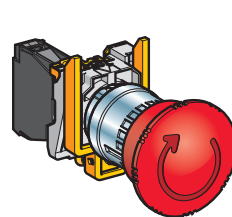


Triple-headed
XB4BA731327/XB4BA711237
see [page 41](#)



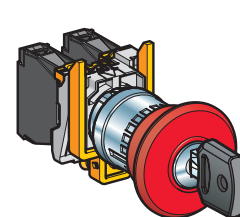
Ø 40 mm/
1.57 in.

Emergency stop or
Emergency switching off
mushroom head
pushbuttons, Ø 40 mm/
1.57 in., with chromium
plated metal bezel



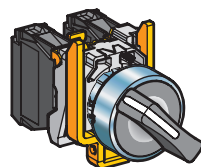
Ø 40 mm/
1.57 in.

Emergency stop trigger action and mechanical latching
Push-pull (EN/ISO 13850)
XB4BT845
see [page 44](#)

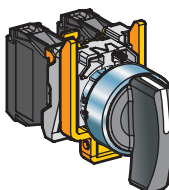


Ø 40 mm/
1.57 in.

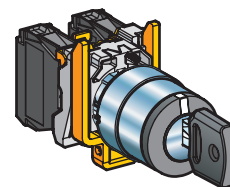
Emergency stop trigger action and mechanical latching
Turn to release (EN/ISO 13850)
XB4BS844●
see [page 44](#)



Selector switches and key
switches, with chromium
plated metal bezel



Standard handle, black
XB4BD●●
see [page 54](#)



Long handle, black
XB4BJ●●
see [page 55](#)

Key switch
XB4BG●●
see [page 56](#)

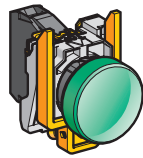
Control and signaling units

Harmony XB4, metal

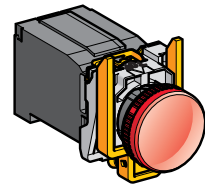
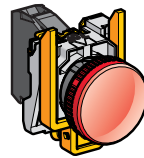
Diameter 22 mm pushbuttons, switches, and pilot lights

Complete units, XB4B

Complete units



UN
Universal
for all color heads



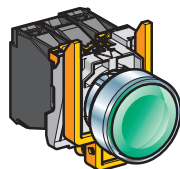
Pilot lights

Universal LED
XB4BVB●/BVG●/BVM●
see [page 60](#)

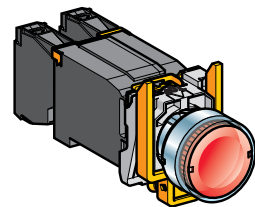
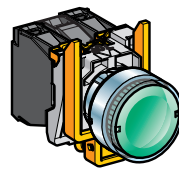
For bulb with BA 9s base fitting
Direct supply
XB4BV6●
see [page 62](#)

Via integral transformer with secondary
XB4BV3●/BV4●
see [page 62](#)

Combined functions (contact and signaling)



UN
Universal
for all color heads

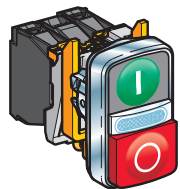


Illuminated pushbuttons, spring return, flush push, chromium plated metal bezel

Universal LED
XB4BW3●B5/BW3●G5/BW3●M5
see [page 35](#)

For bulb with BA 9s base fitting
Direct supply
XB4BW3●65
see [page 38](#)

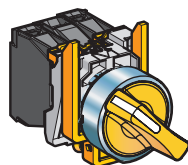
Via integral transformer
XB4BW3●35/BW3●45
see [page 38](#)



UN
Universal
for all color heads

Double-headed pushbuttons + pilot light block, spring return, chromium plated metal bezel

Universal LED
XB4BW73731●5
see [page 40](#)



UN
Universal
for all color heads

Illuminated selector switches with standard handle, chromium plated metal bezel

Universal LED
XB4BK12●●5, XB4BK13●●5
see [page 58](#)

Control and signaling units

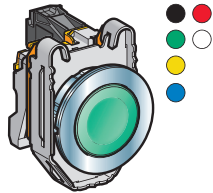
Harmony XB4, metal

Diameter 30 mm pushbuttons, switches, and pilot lights

Complete units, XB4F flush mounting

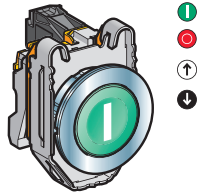
Complete units

Contact functions for Ø 30 mm mounting

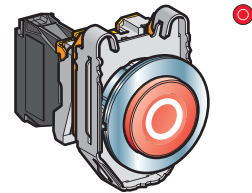


Pushbuttons, spring return, with chromium plated metal bezel

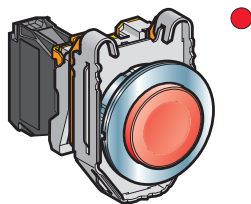
Flush push, unmarked
XB4FA●1/FA42
see [page 79](#)



Flush push, with marking
XB4FA●3●●
see [page 81](#)

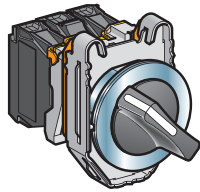


Projecting push, with marking
XB4FL4325
see [page 81](#)



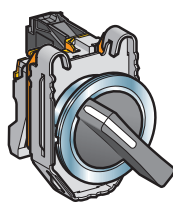
Pushbuttons, spring return, with chromium plated metal bezel

Projecting push, unmarked
XB4FL42
see [page 80](#)

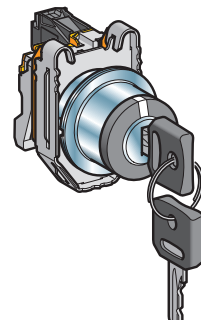


Selector switches and key switches, with chromium plated metal bezel

Standard handle, black
XB4FD●●
see [page 87](#)



Long handle, black
XB4FJ●●
see [page 88](#)



Key switch
XB4FG●●
see [page 89](#)

Control and signaling units

Harmony XB4, metal

Diameter 30 mm pushbuttons, switches, and pilot lights

Complete units, XB4F flush mounting

Complete units

Signaling functions for Ø 30 mm mounting

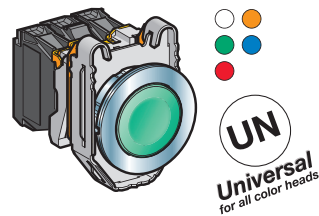


Pilot lights

Universal LED

XB4FVB●/FVG●/FVM●
see [page 93](#)

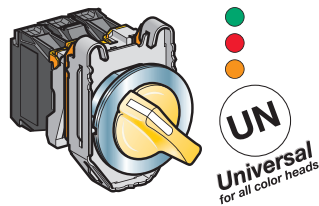
Combined functions (contact and signaling) for Ø 30 mm mounting



Illuminated pushbuttons, spring return, flush push, chromium plated metal bezel

Universal LED

XB4FW3●B5/FW3●G5/FW3●M5
see [page 82](#)



Illuminated selector switches with standard handle, chromium plated metal bezel

Universal LED

XB4FK12●●5, XB4FK13●●5
see [page 91](#)

Control and signaling units

Harmony XB4, metal

Diameter 22 mm pushbuttons, switches, and pilot lights

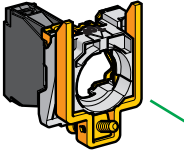
Sub-assemblies, ZB4B

Non illuminated units for user assembly

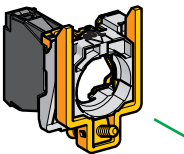
For pushbuttons, spring return, unmarked

Contact functions

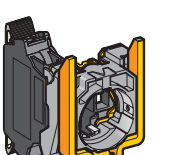
Body sub-assemblies



Screw clamp terminals
ZB4BZ10●/BZ141
see [page 100](#)



Faston
ZB4BZ10●3
see [page 106](#)



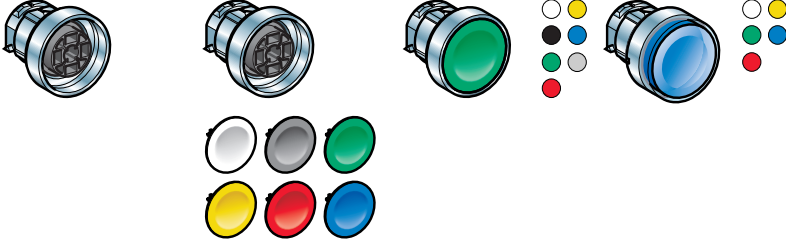
For pushbuttons, spring return, with marking

Spring clamp terminals
ZBE10●5
ZB4BZ10●5
see [page 103](#)

For multiple-headed pushbuttons, spring return

For "push-push to release" pushbuttons

Head sub-assemblies, chromium plated or black metal bezel



Flush push without cap
ZB4BA0
see [page 31](#)

Flush push with set of 6 caps
ZB4BA9
see [page 31](#)

Flush push
ZB4BA●
see [page 31](#)

Flush push for insertion of legend
ZB4BA●8
see [page 31](#)



Projecting push
ZB4BL●
see [page 32](#)



Recessed push
ZB4BA●6
see [page 33](#)



Booted flush/projecting push
ZB4BP●/BP●S
see [page 33](#)



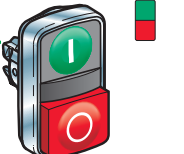
Booted flush push for insertion of legend
ZB4BP●8
see [page 33](#)



Flush push
ZB4BA●3●/BA●4●
ZB4BA334/335
see [page 34](#)




Projecting push
ZB4BL●3●
see [page 34](#)



Double-headed pushbuttons
ZB4BA7●●●
ZB4BA79
ZB4BL734●
see [page 39](#)



Triple-headed pushbuttons
ZB4BA7313●
ZB4BA711●●
ZB4BA72124
ZB4BA791
see [page 41](#)



Flush push
ZB4BH0●
see [page 52](#)



Projecting push
ZB4BH●
see [page 52](#)

Control and signaling units

Harmony XB4, metal

Diameter 22 mm pushbuttons, switches, and pilot lights

Sub-assemblies, ZB4B

Pilot lights for user assembly

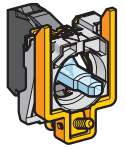
Signaling functions

Body sub-assemblies with Universal LED



Connection: screw clamp terminals

ZB4BVJ1 / BVB1 / BVG1 / BVM1
see [page 108](#)

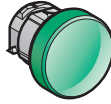


Connection: plug-in connector

ZB4BVB1 / BVG1 / BVM1

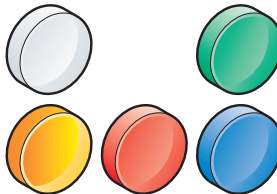
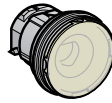
please contact our Customer Care Center

Head sub-assemblies



With lens fitted

ZB4BV0•3
see [page 61](#)



With 5 separate lenses, not fitted

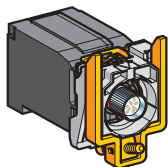
ZB4BV003
see [page 61](#)

Body sub-assemblies for BA 9s bulb



Direct supply
Connection: screw clamp terminals

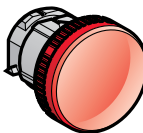
ZB4BV1
see [page 110](#)



Via integral transformer
Connection: screw clamp terminals

ZB4BV•D•
see [page 110](#)

Head sub-assemblies



With lens fitted

ZB4BV0•, ZB4BV0•S
see [page 62](#)

Control and signaling units

Harmony XB4, metal

Diameter 22 mm pushbuttons, switches, and pilot lights

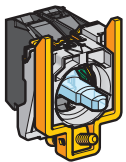
Sub-assemblies, ZB4B

Illuminated pushbuttons for user assembly

For illuminated pushbuttons, spring return

Combined functions (contact and signaling)

Body sub-assemblies with Universal LED



UN
Universal
for all color heads

Screw clamp terminals

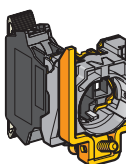
ZB4BW0B / BW0G / BW0M
see [page 107](#)



UN
Universal
for all color heads

Plug-in connector
ZB4BW0B
please contact our
Customer Care Center

For illuminated double-headed pushbuttons, spring return



UN
Universal
for all color heads

Spring clamp terminals
ZBV
see [page 104](#)

For illuminated "push-push to release" pushbuttons and illuminated selector switches with standard handle

For illuminated mushroom head pushbuttons

Body sub-assemblies for BA 9s bulb



Direct supply or via integral transformer
Screw clamp terminals
ZB4BW0...
see [page 109](#)

For illuminated pushbuttons, spring return

Head sub-assemblies, chromium plated or black metal bezel



Flush push


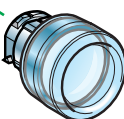
ZB4BW3...
see [page 36](#)

Flush push with illuminated ring

ZB4BW9...
see [page 36](#)

Flush push for insertion of legend

ZB4BA...
see [page 36](#)



Booted flush push

ZB4BW5...
see [page 36](#)

Projecting push

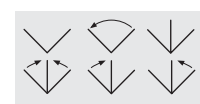
ZB4BW1...
ZB4BW1...S
see [page 37](#)

Mushroom head, spring return

ZB4BW4...
see [page 42](#)

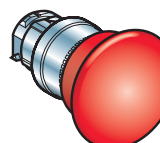
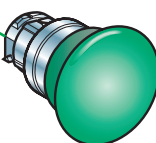


Double-headed (flush/flush push) + central pilot light
Double-headed (flush/projecting push) + central pilot light
ZB4BW7A17... / ZB4BW7A374... / ZB4BW7A9, see [page 40](#)
ZB4BW7L374..., see [page 40](#)



Flush or projecting "push-push to release"
ZB4BH0...
see [page 53](#)

Selector switches with standard handle
ZB4BK1...
see [page 59](#)



Mushroom head, latching

ZB4BW6...
see [page 43](#)

Emergency switching off, mechanical latching, push-pull

ZB4BW643
see [page 47](#)

Head sub-assemblies, chromium plated or black metal bezel



Flush push

ZB4BW3...
ZB4BW3...S
see [page 38](#)

Projecting push

ZB4BW1...
ZB4BW1...S
see [page 38](#)

Control and signaling units

Harmony XB4, metal

Diameter 30 mm pushbuttons, switches, and pilot lights

Sub-assemblies, ZB4F flush mounting heads

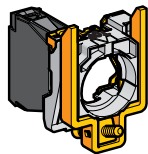
Non illuminated units for user assembly

For pushbuttons, spring return, unmarked

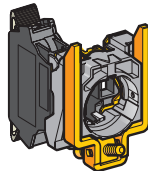
Body sub-assemblies



Screw clamp terminals
ZB4BZ10●/BZ141
see [page 100](#)



Faston
ZB4BZ10●3
see [page 106](#)



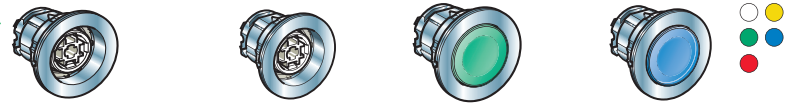
Spring clamp terminals
ZBE10●5
ZB4BZ10●5
see [page 103](#)

For pushbuttons, spring return, with marking

For "push-push to release" pushbuttons

Contact functions for Ø 30 mm mounting

Head sub-assemblies, chromium plated or black metal bezel

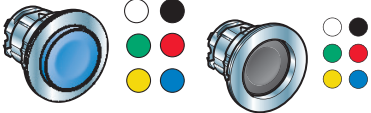


Flush push without cap
ZB4FA0
see [page 79](#)

Flush push with set of 6 caps
ZB4FA9
see [page 79](#)

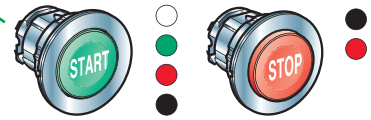
Flush push
ZB4FA●
see [page 79](#)

Flush push for insertion of legend
ZB4FA●8
see [page 79](#)



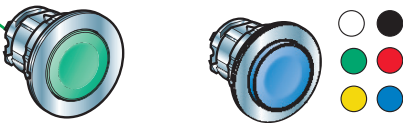
Projecting push
ZB4FL●
see [page 80](#)

Recessed push
ZB4FA●6
see [page 79](#)



Flush push
ZB4FA●3●/FA●4●
ZB4FA334/335
see [page 81](#)

Projecting push
ZB4FL●3●
see [page 81](#)



Flush push
ZB4FH0●
see [page 85](#)

Projecting push
ZB4FH●
see [page 85](#)

Control and signaling units

Harmony XB4, metal

Diameter 30 mm pushbuttons, switches, and pilot lights

Sub-assemblies, ZB4F flush mounting heads

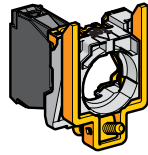
Non illuminated units for user assembly (continued)

Contact functions for Ø 30 mm mounting

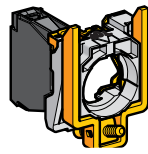
For selector switches and key switches

Body sub-assemblies

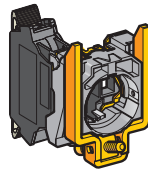
Head sub-assemblies, chromium plated or black metal bezel



Screw clamp terminals
ZB4BZ10●/BZ141
see page 100



Faston
ZB4BZ10●3
see page 106



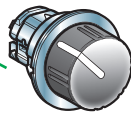
Spring clamp terminals
ZBE10●5
ZB4BZ10●5
see page 103



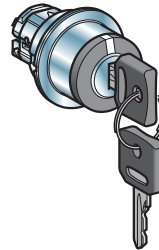
Standard black handle (1)
ZB4FD●
see page 87



Long black handle (1)
ZB4FJ●
see page 88

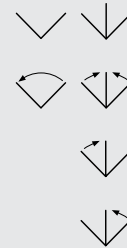


Knurled black knob (1)
ZB4FD●9
see page 90

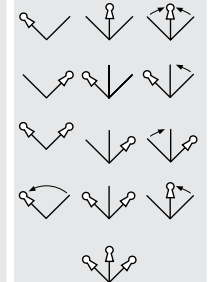


Key switch (2)
ZB4FG●●
see page 89

(1) Switch handle and knob positions



(2) Key switch positions
Key withdrawal positions



Control and signaling units

Harmony XB4, metal

Diameter 30 mm pushbuttons, switches, and pilot lights

Sub-assemblies, ZB4F flush mounting heads

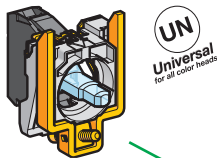
Pilot lights for user assembly

Signaling functions for Ø 30 mm mounting

Body sub-assemblies with Universal LED

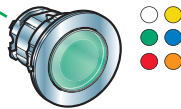


Connection: screw clamp terminals
ZB4BVJ / BVB / BVG / BVM
see [page 108](#)



Connection: plug-in connector
ZB4BVB / BVG / BVM
please contact our Customer Care Center

Head sub-assemblies



With lens fitted

ZB4FV0●3
see [page 93](#)

Control and signaling units

Harmony XB4, metal

Diameter 30 mm pushbuttons, switches, and pilot lights


Sub-assemblies, ZB4F flush mounting heads

Illuminated pushbuttons for user assembly


For illuminated pushbuttons, spring return

Combined functions (contact and signaling) for Ø 30 mm mounting

Body sub-assemblies with Universal LED



Screw clamp terminals
ZB4BW0B / BW0G / BW0M
see [page 107](#)

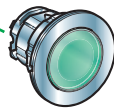


Plug-in connector
ZB4BW0B
please contact our Customer Care Center

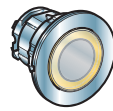


Spring clamp terminals
ZBV
see [page 104](#)

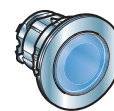
Head sub-assemblies, chromium plated or black metal bezel



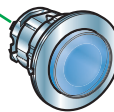
Flush push
ZB4FW3●3
see [page 83](#)



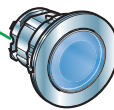
Flush push with illuminated ring
ZB4FW9●3
see [page 83](#)



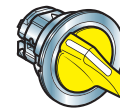
Flush push for insertion of legend
ZB4FA●8
see [page 83](#)



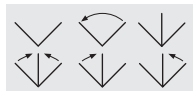
Projecting push
ZB4FW1●3
see [page 84](#)



Flush or projecting "push-push to release"
ZB4FH0●3/FH●3
see [page 86](#)



Selector switches with standard handle
ZB4FK1●●3
see [page 92](#)



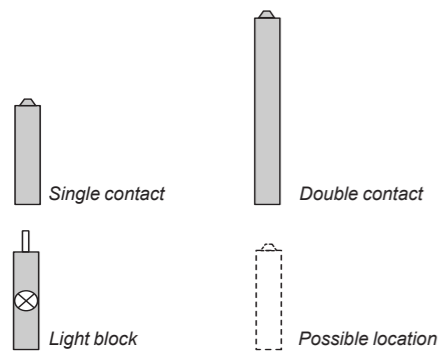
For illuminated "push-push to release" pushbuttons and illuminated selector switches with standard handle

Control and signaling units

Harmony XB4 metal
Contact mounting - Contact sequence

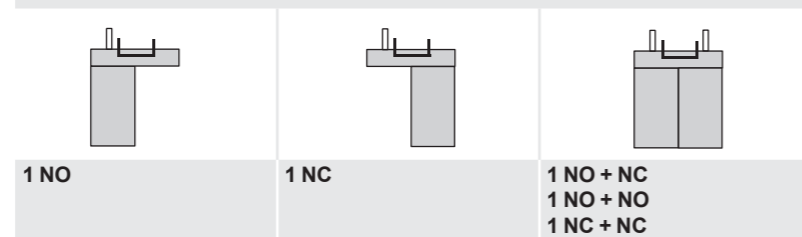
Maximum recommended configurations to help ensure compliance with catalog characteristics

Unit type (complete units XB4B and XB4F, heads ZB4B and ZB4F)	Pushbuttons, spring return XB4BA●, ZB4BA●, XB4FA●, ZB4FA●, (except ZB4BA●8 and ZB4FA●8) XB4BC●, ZB4BC●, XB4BL●, ZB4BL●, XB4BP●, ZB4BP●, ZB4BR●, XB4FL●, ZB4FL●	Double-headed pushbuttons XB4BL73415, ZB4BA712●, ZB4B●734●, ZB4BA79	Illuminated pushbuttons, spring return XB4BW●, ZB4BW●, ZB4BA●8
	Triple-headed pushbuttons XB4BA731327, XB4BA711137, ZB4BA7313●, ZB4BA7111●, ZB4BA72124, ZB4BA791		Double-headed pushbuttons + pilot light block XB4BW73731●5, ZB4BW7A17●●, ZB4BW7●374●, ZB4BW7A9
Solution using single contacts			
Solution using single and double contacts			
Maximum recommended configurations	Single contacts Double contacts + single contacts Light block		
	9 3 + 3 -	6 2 + 2 -	6 2 + 2 1



Possible configurations for high power switching contacts (1) (2)

High power switching contact blocks with screw clamp terminal connections:
ZBE501, ZBE502, ZBE503, ZBE504 and ZBE505
High power switching contact blocks with connection by Faston connectors:
ZBE5013, ZBE5023, ZBE5033, ZBE5043 and ZBE5053



(1) The configurations are not upgradable and cannot be combined with other types of contact and signaling functions.
(2) High power switching contacts are not compatible with Harmony triple-headed pushbuttons.








Maximum recommended configurations to help ensure compliance with catalog characteristics

Emergency stop or Emergency switching off XB4BT●, ZB4BT●, XB4BS●, ZB4BS●	Selector switches ■ Standard handle XB4BD●, ZB4BD●, XB4FD●, ZB4FD● ■ Long handle XB4BJ●, ZB4BJ●, XB4FJ●, ZB4FJ● ■ Knurled knob ZB4BD●9, ZB4FD●9 ■ Key switch XB4BG●, ZB4BG●, XB4FG●, ZB4FG●	Illuminated selector switches, standard handle XB4BK●, ZB4BK●, XB4FK●, ZB4FK●	Toggle switches ZB4BD●8	Pushbuttons, push-push ZB4BH●, ZB4FH●	Illuminated pushbuttons, push-push ZB4BH●3, ZB4FH●3
4 2 + 0 -	4 1 + 2 -	5 2 + 1 -	4 1 + 2 -	6 2 + 2 1	6 3 + 0 -
				3 - -	2 - 1

Sequence of contacts on selector switch bodies

Unit type	Selector switches	
	2-position	3-position
Head Pusher	Position	Not activated Activated
Contacts ZBE.	NO	
	NC	
	Contact location	
	L C R	L C R
	□ open ■ closed	

Harmony XB4, Metal For Ø 22 mm mounting

Pushbuttons with flush push ⁽¹⁾						
Screw clamp terminal connections (Schneider Electric anti-loosening system)						
Shape of head	Type of push	Type of contact		Color of push	Reference	Weight kg/lb
						
		NO	NC			
Complete units ⁽²⁾						
	Flush	1	–	White	XB4BA11 (ZB4BZ101 + ZB4BA1)	0.080/0.176
				Black	XB4BA21 (6) (ZB4BZ101 + ZB4BA2)	0.080/0.176
				Green	XB4BA31 (6) (ZB4BZ101 + ZB4BA3)	0.080/0.176
				Yellow	XB4BA51 (ZB4BZ101 + ZB4BA5)	0.080/0.176
				Blue	XB4BA61 (ZB4BZ101 + ZB4BA6)	0.080/0.176
		–	1	Red	XB4BA42 (6) (ZB4BZ102 + ZB4BA4)	0.080/0.176
Heads only						
	Without cap ⁽³⁾			–	ZB4BA0	0.028/0.062
	Flush, with set of 6 colored caps			6 colors ⁽⁴⁾	ZB4BA9	0.038/0.084
	Flush ⁽²⁾			White	ZB4BA1	0.029/0.064
				Black	ZB4BA2	0.029/0.064
				Green	ZB4BA3	0.029/0.064
				Red	ZB4BA4	0.029/0.064
				Yellow	ZB4BA5	0.029/0.064
				Blue	ZB4BA6	0.029/0.064
				Gray	ZB4BA8	0.029/0.064
	Flush with transparent cap for insertion of legend ⁽⁵⁾			White	ZB4BA18	0.028/0.062
				Green	ZB4BA38	0.028/0.062
				Red	ZB4BA48	0.028/0.062
				Orange	ZB4BA58	0.028/0.062
				Blue	ZB4BA68	0.028/0.062
	Illuminated flush pushbutton head, with set of 6 colored caps			6 colors	ZB4BA98	0.022/0.049
	Flush (high bezel) ⁽²⁾			White	ZB4BA14	0.034/0.075
				Black	ZB4BA24	0.034/0.075
				Green	ZB4BA34	0.034/0.075
				Red	ZB4BA44	0.034/0.075
				Yellow	ZB4BA54	0.034/0.075
				Blue	ZB4BA64	0.034/0.075

Heads with black metal bezel





To order, add a 7 to the references selected from above.
Example: **ZB4BA0** becomes **ZB4BA07**.

- (1) For recommended maximum number of contacts constituting the body (fixing collar and contact) associated with the head, see [page 28](#) and [29](#).
 (2) To add customized markings on these references using the web customization tool, see [page 5](#).
 (3) Colored cap to be ordered separately (see [page 68](#)).
 (4) Head supplied with 6 different colored caps (white, black, green, red, yellow, and blue) not fitted.
 (5) For legend ordering information, see [page 75](#).
 (6) To order products with 1 NO and 1 NC contact, replace the last digit of the commercial reference with a 5. Example: XB4BA21 becomes XB4BA25.


Control and signaling units

Harmony XB4, metal

Diameter 22 mm spring return pushbuttons, unmarked

Pushbuttons with projecting push ⁽¹⁾ ⁽²⁾						
Screw clamp terminal connections (Schneider Electric anti-loosening system)						
Shape of head	Type of push	Type of contact		Color of push	Reference	Weight kg/lb
						
		NO	NC			
Complete units						
	Projecting	-	1	Red	XB4BL42 (ZB4BZ102 + ZB4BL4)	0.081/0.179
Heads only						
	Projecting			White	ZB4BL1	0.030/0.066
				Black	ZB4BL2	0.030/0.066
				Green	ZB4BL3	0.030/0.066
				Red	ZB4BL4	0.030/0.066
				Yellow	ZB4BL5	0.030/0.066
				Blue	ZB4BL6	0.030/0.066

101168



XB4BL42

101217



ZB4BL1

(1) For recommended maximum number of contacts constituting the body (fixing collar and contact) associated with the head, see [page 28](#) and [29](#).

(2) To add customized markings on these references using the web customization tool, see [page 5](#).


Control and signaling units

Harmony XB4, metal

Diameter 22 mm spring return pushbuttons, unmarked

Pushbuttons with recessed push (1) (2)

High guard

Shape of head	Type of push	Color	Reference	Weight kg/lb
Heads only				
	Recessed (high guard)	White	ZB4BA16	0.034/0.075
		Black	ZB4BA26	0.034/0.075
		Green	ZB4BA36	0.034/0.075
		Red	ZB4BA46	0.034/0.075
		Yellow	ZB4BA56	0.034/0.075
		Blue	ZB4BA66	0.034/0.075




101197




ZB4BA36

Pushbuttons with silicone booted head for severe environments (1)

Screw clamp terminal connections (Schneider Electric anti-loosening system)



Shape of head	Type of push	Type of contact	Color of push	Reference	Weight kg/lb	
						
						
		NO				
		NC				
Complete units (2)						
	Booted, clear silicone (color of push unobscured)	1	–	Black	XB4BP21 (ZB4BZ101 + ZB4BP2)	0.082/0.181
				Green	XB4BP31 (ZB4BZ101 + ZB4BP3)	0.082/0.181
				Yellow	XB4BP51 (ZB4BZ101 + ZB4BP5)	0.082/0.181
				Blue	XB4BP61 (ZB4BZ101 + ZB4BP6)	0.082/0.181
		–	1	Red	XB4BP42 (ZB4BZ102 + ZB4BP4)	0.082/0.181

110009



XB4BP21

Silicone booted heads only, with increased protection (IP69K)



	Flush	Clear boot (3) For insertion of protected legend within head (4)	White	ZB4BP18 (2)	0.034/0.075
			Green	ZB4BP38 (2)	0.034/0.075
			Red	ZB4BP48	0.034/0.075
			Yellow	ZB4BP58 (2)	0.034/0.075
			Blue	ZB4BP68	0.034/0.075
	Projecting	Clear boot (3) (2)	White	ZB4BP1	0.031/0.068
			Black	ZB4BP2 (6)	0.031/0.068
			Green	ZB4BP3 (6)	0.031/0.068
			Red	ZB4BP4 (6)	0.031/0.068
			Yellow	ZB4BP5	0.031/0.068
			Blue	ZB4BP6	0.031/0.068

110054



ZB4BP18

Silicone booted heads only, standard for mounting with legend holder (IP66)

	Flush	Colored boot (5)	White	ZB4BP1S	0.034/0.075
			Black	ZB4BP2S	0.034/0.075
			Green	ZB4BP3S	0.034/0.075
			Red	ZB4BP4S	0.034/0.075
			Yellow	ZB4BP5S	0.034/0.075
			Blue	ZB4BP6S	0.034/0.075
		Clear membrane (5) (2) For insertion of protected legend within head (4)	White	ZB4BP183	0.026/0.057
			Green	ZB4BP383	0.026/0.057
			Red	ZB4BP483	0.026/0.057
			Yellow	ZB4BP583	0.026/0.057
			Blue	ZB4BP683	0.026/0.057

103842



ZB4BP2S

PG113450



ZB4BP183

Heads with black metal bezel

To order, add a 7 to the references selected from above.

Example: ZB4BP18 becomes ZB4BP187.

(1) For recommended maximum number of contacts constituting the body (fixing collar and contact) associated with the head, see page 28 and 29.

(2) To add customized markings on these references using the web customization tool, see page 5.

(3) Permissible panel thickness 1 to 5 mm/0.039 to 0.197 in., cannot be used with legend holders.

(4) To order a legend for insertion within the head, see page 75.











(5) For replacement of silicone protection element without dismantling head, see page 69.

(6) To order a flush push type product, insert "A" before the last digit of the commercial reference. Example: ZB4BP2 becomes ZB4BPA2.

Control and signaling units

Harmony XB4, metal

Diameter 22 mm spring return pushbuttons, with marking

Pushbuttons with flush or projecting push (1)							
Screw clamp terminal connections (Schneider Electric anti-loosening system)							
Shape of head	Type of push	Type of contact		Marking Text (color)	Color of push	Reference	Weight kg/lb
							
		N/O	N/C				
Complete units							
	Flush	1	–	"I" (White)	Green	XB4BA3311 (ZB4BZ101 + ZB4BA331)	0.080/0.176
	Flush	–	1	"O" (White)	Red	XB4BA4322 (ZB4BZ102 + ZB4BA432)	0.080/0.176
	Flush (2)	1	–	↑ (Black)	White	XB4BA3341 (ZB4BZ101 + ZB4BA334)	0.080/0.176
	Flush (2)	1	–	↓ (White)	Black	XB4BA3351 (ZB4BZ101 + ZB4BA335)	0.080/0.176
Heads only							
	Flush			"I" (White)	Green	ZB4BA331	0.029/0.064
				"I" (Black)	White	ZB4BA131	0.029/0.064
				"START" (white)	Green	ZB4BA333	0.029/0.064
				"START" (Black)	White	ZB4BA133	0.029/0.064
				"ON" (White)	Green	ZB4BA341	0.029/0.064
				 (White)	Black	ZB4BA245	0.029/0.064
				 (Black)	White	ZB4BA145	0.029/0.064
				"O" (White)	Red	ZB4BA432	0.029/0.064
					Black	ZB4BA232	0.029/0.064
				"STOP" (White)	Red	ZB4BA434	0.029/0.064
					Black	ZB4BA234	0.029/0.064
				↑ (Black) (2)	White	ZB4BA334	0.029/0.064
				↓ (White) (2)	Black	ZB4BA335	0.029/0.064
			Projecting			"O" (White)	Red
					Black	ZB4BL232	0.030/0.066
				"STOP" (White)	Red	ZB4BL434	0.030/0.066
					Black	ZB4BL234	0.030/0.066

Heads with black metal bezel

To order, add a 7 to the references selected from above.
Example: **ZB4BA331** becomes **ZB4BA3317**.



(1) For recommended maximum number of contacts constituting the body (fixing collar and contact) associated with the head, see [page 28](#) and [29](#).

(2) Product supplied with cap not attached, allowing orientation through 360° in 90° steps.



Control and signaling units


Harmony XB4, metal

Diameter 22 mm illuminated pushbuttons, spring return, with Universal LED

Illuminated pushbuttons with flush push (1) (2)							
Screw clamp terminal connections (Schneider Electric anti-loosening system)							
Shape of head	Description	Type of contact		Supply voltage V	Color of push	Reference	Weight kg/lb
							

Complete units - With plain lens



	Universal LED	1	1	24 ~ 50/60 Hz	White	XB4BW31B5 (ZB4BW0B15 + ZB4BW313)	0.097/0.214
					Green	XB4BW33B5 (ZB4BW0B15 + ZB4BW333)	0.097/0.214
					Red	XB4BW34B5 (ZB4BW0B15 + ZB4BW343)	0.097/0.214
					Orange	XB4BW35B5 (ZB4BW0B15 + ZB4BW353)	0.097/0.214
					Blue	XB4BW36B5 (ZB4BW0B15 + ZB4BW363)	0.097/0.214
					110...120 ~ 50/60 Hz	White	XB4BW31G5 (ZB4BW0G15 + ZB4BW313)
				Green	XB4BW33G5 (ZB4BW0G15 + ZB4BW333)	0.097/0.214	
				Red	XB4BW34G5 (ZB4BW0G15 + ZB4BW343)	0.097/0.214	
				Orange	XB4BW35G5 (ZB4BW0G15 + ZB4BW353)	0.097/0.214	
				Blue	XB4BW36G5 (ZB4BW0G15 + ZB4BW363)	0.097/0.214	
				230...240 ~ 50/60 Hz	White	XB4BW31M5 (ZB4BW0M15 + ZB4BW313)	0.097/0.214
				Green	XB4BW33M5 (ZB4BW0M15 + ZB4BW333)	0.097/0.214	
				Red	XB4BW34M5 (ZB4BW0M15 + ZB4BW343)	0.097/0.214	
				Orange	XB4BW35M5 (ZB4BW0M15 + ZB4BW353)	0.097/0.214	
				Blue	XB4BW36M5 (ZB4BW0M15 + ZB4BW363)	0.097/0.214	










(1) For recommended maximum number of contacts constituting the body (fixing collar and contact) associated with the head, see [page 28](#) and [29](#).



(2) To add customized markings on these references using the web customization tool, see [page 5](#).

Control and signaling units

Harmony XB4, metal

Diameter 22 mm illuminated pushbuttons, spring return, with Universal LED

Illuminated pushbuttons with flush push (1)				
Shape of head	Type of push	Color	Reference	Weight kg/lb
Heads only (2) - With plain lens				
 <p>101244 ZB4BW333</p>	 	Flush (3)	White	ZB4BW313 0.026/0.057
		Green	ZB4BW333 0.026/0.057	
		Red	ZB4BW343 0.026/0.057	
		Orange	ZB4BW353 0.026/0.057	
		Yellow	ZB4BW383 0.026/0.057	
		Blue	ZB4BW363 0.026/0.057	
 <p>XB4_632_CPSCT16035A ZB4BW983</p>		Flush with illuminated ring	White	ZB4BW913 0.026/0.057
		Green	ZB4BW933 0.026/0.057	
		Red	ZB4BW943 0.026/0.057	
		Orange	ZB4BW953 0.026/0.057	
		Yellow	ZB4BW983 0.026/0.057	
		Blue	ZB4BW963 0.026/0.057	
 <p>PG116073 ZB4BW563</p>		Flush with clear boot (IP69K) (3)	White	ZB4BW513 0.031/0.068
		Green	ZB4BW533 0.031/0.068	
		Red	ZB4BW543 0.031/0.068	
		Orange	ZB4BW553 0.031/0.068	
		Yellow	ZB4BW583 0.031/0.068	
		Blue	ZB4BW563 0.031/0.068	
 <p>XB4_632_CPSCT17114B ZB4BA98</p>		Flush for insertion of legend (4) (IP69K)	White	ZB4BA18 0.028/0.062
		Green	ZB4BA38 0.028/0.062	
		Red	ZB4BA48 0.028/0.062	
		Orange	ZB4BA58 0.028/0.062	
		Yellow	ZB4BA88 (3) 0.028/0.062	
		Blue	ZB4BA68 0.028/0.062	
	Illuminated flush pushbutton head, with set of 6 colored caps	White, green, red, orange, yellow, and blue	ZB4BA98 0.022/0.049	

Heads only (2) - With grooved lens (5) (3)				
 	Flush	White	ZB4BW313S 0.026/0.057	
		Green	ZB4BW333S 0.026/0.057	
		Red	ZB4BW343S 0.026/0.057	
		Orange	ZB4BW353S 0.026/0.057	
		Yellow	ZB4BW383S 0.026/0.057	
		Blue	ZB4BW363S 0.026/0.057	

(1) For recommended maximum number of contacts constituting the body (fixing collar and contact) associated with the head, see page 28 and 29.

(2) For use with bodies comprising a light source with Universal LED only.

(3) To add customized markings on these references using the web customization tool, see page 5.

(4) For legend ordering information, see page 75.


(5) For use in bright ambient light conditions (for example, outdoors in sunlight).

Control and signaling units

Harmony XB4, metal

Diameter 22 mm illuminated pushbuttons, spring return, with Universal LED



Illuminated pushbuttons with projecting push ⁽¹⁾				
Shape of head	Type of push	Color	Reference	Weight kg/lb
Heads only ⁽²⁾ - With plain lens ⁽³⁾				
	Projecting	White	ZB4BW113	0.029/0.064
		Green	ZB4BW133	0.029/0.064
		Red	ZB4BW143	0.029/0.064
		Orange	ZB4BW153	0.029/0.064
		Yellow	ZB4BW183	0.029/0.064
		Blue	ZB4BW163	0.029/0.064

Heads with black metal bezel

To order, add a 7 to the references selected from above.

Example 1: **ZB4BW113** becomes **ZB4BW1137**.

Example 2: **ZB4BW113S** becomes **ZB4BW113S7**.

⁽¹⁾ For recommended maximum number of contacts constituting the body (fixing collar and contact) associated with the head, see [page 28](#) and [29](#).

⁽²⁾ For use with bodies comprising a light source with Universal LED only.

⁽³⁾ To add customized markings on these references using the web customization tool, see [page 5](#).



Control and signaling units

Harmony XB4, metal


Diameter 22 mm illuminated pushbuttons, spring return, with BA 9s base fitting

Illuminated pushbuttons with flush push (1)							
Screw clamp terminal connections (Schneider Electric anti-loosening system)							
Shape of head	Description	Type of contact		Supply voltage V	Color of push	Reference	Weight kg/lb
		NO	NC				

Complete units - With plain lens


	Direct supply for bulb with BA 9s base fitting, 2.4 W max (bulb not included)	1	1	≤ 250	White	XB4BW3165 (ZB4BW065 + ZB4BW31)	0.097/0.214
					Green	XB4BW3365 (ZB4BW065 + ZB4BW33)	0.097/0.214
					Red	XB4BW3465 (ZB4BW065 + ZB4BW34)	0.097/0.214
					Orange	XB4BW3565 (ZB4BW065 + ZB4BW35)	0.097/0.214
	Via integral transformer 1.2 VA, 6 V secondary, incandescent bulb with BA 9s base fitting (bulb included)	1	1	110...120 ~ 50/60 Hz	White	XB4BW3135 (ZB4BW035 + ZB4BW31)	0.169/0.373
					Green	XB4BW3335 (ZB4BW035 + ZB4BW33)	0.169/0.373
					Red	XB4BW3435 (ZB4BW035 + ZB4BW34)	0.169/0.373
					Orange	XB4BW3535 (ZB4BW035 + ZB4BW35)	0.169/0.373
				230 ~ 50 Hz 220...240 ~ 60 Hz	White	XB4BW3145 (ZB4BW045 + ZB4BW31)	0.170/0.375
					Green	XB4BW3345 (ZB4BW045 + ZB4BW33)	0.170/0.375
					Red	XB4BW3445 (ZB4BW045 + ZB4BW34)	0.170/0.375
					Orange	XB4BW3545 (ZB4BW045 + ZB4BW35)	0.170/0.375

Heads only (2) - With plain lens

	Flush	White	ZB4BW31	0.027/0.060
		Green	ZB4BW33	0.027/0.060
		Red	ZB4BW34	0.027/0.060
		Orange	ZB4BW35	0.027/0.060
		Blue	ZB4BW36	0.027/0.060
		Clear	ZB4BW37	0.027/0.060

Illuminated pushbuttons with projecting push (1)

Heads only (2) - With plain lens

	Projecting	White	ZB4BW11	0.028/0.062
		Green	ZB4BW13	0.028/0.062
		Red	ZB4BW14	0.028/0.062
		Orange	ZB4BW15	0.028/0.062
		Blue	ZB4BW16	0.028/0.062
		Clear	ZB4BW17	0.028/0.062

Heads with black metal bezel

To order, add a 7 to the references selected from above.

Example 1: **ZB4BW31** becomes **ZB4BW317**. Example 2: **ZB4BW31S** becomes **ZB4BW31S7**.

(1) For recommended maximum number of contacts constituting the body (fixing collar and contact) associated with the head, see [page 28](#) and [29](#).

(2) For use with bodies comprising a light source with BA9s base fitting bulb (incandescent, neon, or LED) only.

101182

XB4BW3545

101244

ZB4BW33

101243

ZB4BW14

Control and signaling units

Harmony XB4 metal

Diameter 22 mm multiple-headed pushbuttons, spring return






XB4BL73415



ZB4BA7121



ZB4BL7341

Double-headed pushbuttons ⁽¹⁾						
Screw clamp terminal connections (Schneider Electric anti-loosening system)						
Shape of head	Description	Type of contact		Color and marking of caps ⁽²⁾	Reference	Weight kg/lb
		NO	NC			
Complete units						
	2 pushes (1 flush Black + 1 projecting Red)	1	1	White "I" on Green background White "0" on Red background	XB4BL73415	0.116/0.256
Heads only ⁽⁵⁾						
	2 flush Black pushes			White and Black background, unmarked	ZB4BA7120	0.056/0.123
				Black "I" on White background White "0" on Black background	ZB4BA7121	0.056/0.123
				Green and Red background, unmarked	ZB4BA7340	0.056/0.123
				White "I" on Green background White "0" on Red background	ZB4BA7341	0.056/0.123
				Without cap ⁽³⁾	ZB4BA79	0.056/0.123
	1 flush Black push 1 projecting Red push ⁽⁴⁾ 1 clear central pilot light			Green and Red background, unmarked	ZB4BL7340	0.056/0.123
				White "I" on Green background White "0" on Red background	ZB4BL7341	0.056/0.123

(1) Recommended maximum number of contacts constituting the body (fixing collar and contact) associated with the head, see [page 28](#) and [29](#).

(2) These caps are fitted by Schneider Electric and cannot be removed (risk of damage).

(3) Caps to be ordered separately: see [page 41](#).

(4) Color of centrally positioned pilot light determined by the color of the LED incorporated in the body sub-assembly.



(5) Only for use with bodies comprising a light source with Universal LED.



Control and signaling units

Harmony XB4 metal



Diameter 22 mm multiple-headed pushbuttons, spring return



Double-headed pushbuttons + 1 white central pilot light block ⁽¹⁾ Screw clamp terminal connections (Schneider Electric anti-loosening system)

Shape of head	Description	Type of contact	Color and marking of caps ⁽²⁾	Pilot light voltage V	Reference	Weight kg/lb
		 NO  NC				

Complete units						
  Universal for all color heads	1 flush Black push 1 projecting Red push 1 White central pilot light block	1	1	White "I" on Green background White "0" on Red background	24	XB4BW73731B5 0.130/0.287
					120	XB4BW73731G5 0.130/0.287
					240	XB4BW73731M5 0.130/0.287

Heads only ⁽⁵⁾

  Universal for all color heads	2 flush Black pushes 1 clear central pilot light ⁽⁴⁾			White and Black background, unmarked		ZB4BW7A1720 0.056/0.123
				Black "I" on White background White "0" on Black background		ZB4BW7A1721 0.056/0.123
				Green and Red background, unmarked		ZB4BW7A3740 0.056/0.123
				White "I" on Green background White "0" on Red background		ZB4BW7A3741 0.056/0.123
				Black "†" on White background White "‡" on Black background		ZB4BW7A1724 0.056/0.123
				Black "+" on White background Black "-" on White background		ZB4BW7A1715 0.056/0.123
				Without cap ⁽³⁾		ZB4BW7A9 0.056/0.123

  Universal for all color heads	1 flush Black push 1 projecting Red push 1 clear central pilot light ⁽⁴⁾			Green and Red background, unmarked		ZB4BW7L3740 0.056/0.123
				White "I" on Green background White "0" on Red background		ZB4BW7L3741 0.056/0.123

Heads with black metal bezel

To order, add the suffix 7 to the references selected above. Example: **ZB4BA7120** becomes **ZB4BA71207**.

(1) Recommended maximum number of contacts constituting the body (fixing collar and contact) associated with the head, see page 28 and 29.

(2) These caps are fitted by Schneider Electric and cannot be removed (risk of damage).

(3) Caps to be ordered separately: see page 41.

(4) Color of centrally positioned pilot light determined by the color of the LED incorporated in the body sub-assembly.

(5) Only for use with bodies comprising a light source with Universal LED.






Control and signaling units

Harmony XB4 metal


Diameter 22 mm multiple-headed pushbuttons, spring return

Triple-headed pushbuttons (1) (2)


Screw clamp terminal connections (Schneider Electric anti-loosening system)

Shape of head	Description	Type of contact	Color and marking of caps (3)	Reference	Weight kg/lb
		 NO  NC  NO			

Complete units

	2 flush Black pushes + 1 central projecting Red push marked "Stop" in White	1	1	1	White "I" on Green background White "II" on Green background	XB4BA731327	0.128/0.282
					Black "→" on White background White "←" on Black background	XB4BA711237	0.128/0.282

Heads only

	2 flush Black pushes + 1 central projecting Red push marked "Stop" in White				White "←" on Green background White "→" on Green background	ZB4BA73133	0.056/0.123
					White "↑" on Green background White "↓" on Green background	ZB4BA73134	0.056/0.123
					Black "+" on White background Black "-" on White background	ZB4BA71115	0.056/0.123
					Black "↑" on White background White "↓" on Black background	ZB4BA71124	0.056/0.123
					Without cap (4)	ZB4BA791	0.056/0.123

Specific accessories for multiple-headed pushbuttons

Description	Background color	Marking	Sold in lots of	Reference	Weight kg/lb
Caps only for clip-on mounting (5) on: - ZB4BA79 double-headed pushbuttons - ZB4BW7A9 double-headed pushbuttons + central pilot light block - ZB4BA791 triple-headed pushbuttons	White	Unmarked	10	ZBA71	0.010/0.022
		"I" Black	10	ZBA7131	0.010/0.022
		"→" Black	10	ZBA7134	0.010/0.022
		"+" Black	10	ZBA7138	0.010/0.022
	Black	Unmarked	10	ZBA72	0.010/0.022
		"O" White	10	ZBA7232	0.010/0.022
		"→" White	10	ZBA7235	0.010/0.022
		"I" White	10	ZBA7237	0.010/0.022
	Green	Unmarked	10	ZBA73	0.010/0.022
		"I" White	10	ZBA7331	0.010/0.022
		"↑" White	10	ZBA7335	0.010/0.022
	Red	Unmarked	10	ZBA74	0.010/0.022
"O" White		10	ZBA7432	0.010/0.022	
Yellow	Unmarked	10	ZBA75	0.010/0.022	
Blue	Unmarked	10	ZBA76	0.010/0.022	
Clear silicone boots (6)	For 2 flush pushes	–	10	ZBA708	0.055/0.121
	For 3 pushes	–	10	ZBA709	0.055/0.121
	For 1 flush push + 1 projecting push	–	10	ZBA710	0.055/0.121

Heads with black metal bezel

To order, add the suffix 7 to the references selected above.

Example: **ZB4BA73132** becomes **ZB4BA731327**.

(1) Recommended maximum number of contacts constituting the body (fixing collar + contact) associated with the head, see page 28 and 29.

(2) Not compatible with high power switching contacts and contacts for printed circuit board.

(3) These caps are fitted by Schneider Electric and cannot be removed (risk of damage).

(4) Caps to be ordered separately: see section "Specific accessories for multiple-headed pushbuttons" on this page.

(5) Can be clipped-in at 90° steps, through 360°.

(6) Can be replaced without dismantling the head.



XB4BA731327



ZB4BA73133



ZB4BA71124



ZBA7235



ZBA7432



ZBA709

Control and signaling units

Harmony XB4, metal

Diameter 22 mm mushroom head pushbuttons, spring return

Mushroom head pushbuttons ^{(1) (2)}						
Screw clamp terminal connections (Schneider Electric anti-loosening system)						
Shape of head	Type of push	Type of contact		Push Ø (mm)/in.	Color	Reference
		NO	NC			

Complete units							
	Mushroom head	1	–	40/1.575	Black	ZB4BC21 (ZB4BZ101 + ZB4BC2)	0.122/0.269

Heads only							
	Mushroom head			30/1.181	Black	ZB4BC24	0.075/0.165
					Green	ZB4BC34	0.075/0.165
					Red	ZB4BC44	0.075/0.165
					Yellow	ZB4BC54	0.075/0.165
					Blue	ZB4BC64	0.075/0.165
				40/1.575	Black	ZB4BC2	0.074/0.163
					Green	ZB4BC3	0.074/0.163
					Red	ZB4BC4	0.074/0.163
					Yellow	ZB4BC5	0.074/0.163
					Blue	ZB4BC6	0.074/0.163
				60/2.362	Black	ZB4BR2	0.093/0.205
					Green	ZB4BR3	0.093/0.205
					Red	ZB4BR4	0.093/0.205
					Yellow	ZB4BR5	0.093/0.205
					Blue	ZB4BR6	0.093/0.205


Illuminated mushroom head pushbuttons ^{(1) (2)}							
Universal LED							
Shape of head	Type of push			Push Ø (mm)/in.	Color	Reference	
	Mushroom head			40/1.575	White	ZB4BW413	0.051/0.112
					Green	ZB4BW433	0.051/0.112
					Red	ZB4BW443	0.051/0.112
					Orange	ZB4BW453	0.051/0.112
					Blue	ZB4BW463	0.051/0.112



Heads with black metal bezel

To order, add a figure 7 to the references selected above.
Example: **ZB4BC24** becomes **ZB4BC247**.

- (1) These pushbuttons and heads cannot be used for an Emergency Stop function. Therefore, it is recommended that a legend with a Black or White background is used.
- (2) For recommended maximum number of contacts constituting the body (fixing collar and contact) associated with the head, see page 28 and 29.
- (3) Only for use with bodies comprising a light block with Universal LED.






Control and signaling units

Harmony XB4, metal

Diameter 22 mm mushroom head pushbuttons, latching

Mushroom head pushbuttons (1)(2)

Shape of head	Type of reset	Push Ø (mm)/in.	Color	Reference	Weight kg/lb
Heads only					
	Push-pull	40/1.575	Black	ZB4BT2	0.077/0.170
	Turn to release	30/1.181	Black	ZB4BS42	0.066/0.146
		40/1.575	Black	ZB4BS52	0.070/0.154
		40/1.575	Yellow	ZB4BS55	0.070/0.154
		60/2.362	Black	ZB4BS62	0.090/0.198
	Key release (key 455) (2 keys included with head) (3) (4)	30/1.181	Black	ZB4BS72	0.066/0.146
		40/1.575	Black	ZB4BS12	0.070/0.154

110130



ZB4BT2

PG113808




ZB4BS62

110136



ZB4BS72

Illuminated mushroom head pushbuttons (1) (2)

Universal LED					
Shape of head	Type of reset	Push Ø (mm)/in.	Color	Reference	Weight kg/lb
Heads only					
	Mushroom head	40/1.575	White	ZB4BW613	0.051/0.112
			Green	ZB4BW633	0.051/0.112
			Orange	ZB4BW653	0.051/0.112
			Blue	ZB4BW663	0.051/0.112

X84_632_CP0DA2016012




ZB4BW653



Heads with black metal bezel

To order, add a figure 7 to the references selected above.
Example: **ZB4BT2** becomes **ZB4BT27**.

- (1) These pushbuttons and heads cannot be used for an Emergency Stop function. Therefore, it is recommended that a legend with a Black or White background is used.
- (2) For recommended maximum number of contacts constituting the body (fixing collar and contact) associated with the head, see [page 28](#) and [29](#).
- (3) For specific keys, please contact our Customer Care Center.
- (4) The symbol  indicates key withdrawal position(s).

Control and signaling units

Harmony XB4, metal
Diameter 22 mm Emergency stop and Emergency switching off functions

Emergency stop and Emergency switching off functions conforming to EN/IEC 60204-1, 60364-5-53, EN/ISO 13850 and Machinery Directive 2006/42/EC




Emergency stop function: Mushroom head Emergency stop trigger action and mechanical latching pushbuttons conform to standards EN/IEC 60204-1 and EN/ISO 13850, Machinery Directive 2006/42/EC, and to standard EN/IEC 60947-5-5.

Emergency switching off function: Mushroom head switching off mechanical latching pushbuttons conform to standards IEC 60364-5-53 and EN/IEC 60947-5-5.

Please contact our Customer Care Center for a detailed explanation of these standards and directives.


Emergency stop and switching off pushbuttons with trigger action and mechanical latching (1) (2)

Screw clamp terminal connections (Schneider Electric anti-loosening system)

Shape of head	Type of reset	Type of contact				Push Ø (mm)/in. Color	Reference	Weight kg/lb
		NO	NC	NC MC (4)				
Complete units								
	Push-pull	-	1	-	40/1.575	Red	XB4BT842 (ZB4BZ102 + ZB4BT84)	0.125/0.276
		1	1	-	40/1.575	Red	XB4BT845 (ZB4BZ105 + ZB4BT84)	0.136/0.300
	Turn to release	-	-	1	40/1.575	Red	XB4BS8446 (ZBE302 + ZB4BZ009 + ZB4BS844)	0.121/0.266
		-	1	-	40/1.575	Red	XB4BS8442 (ZB4BZ102 + ZB4BS844)	0.118/0.260
		-	1	1	40/1.575	Red	XB4BS84462 (ZBE302 + ZB4BZ102 + ZB4BS844)	0.133/0.293
		-	2	-	40/1.575	Red	XB4BS8444 (ZB4BZ104 + ZB4BS844)	0.130/0.287
		1	2	-	40/1.575	Red	XB4BS84441 (ZB4BZ141 + ZB4BS844)	0.140/0.309
	Key release (key 455) (3)	1	1	-	40/1.575	Red	XB4BS9445 (ZB4BZ105 + ZB4BS944)	0.170/0.375


(1) For recommended maximum number of contacts constituting the body (fixing collar and contact) associated with the head, see page 28 and 29.

(2) It is recommended that a legend or yellow background is used.

(3) The symbol  indicates key withdrawal position(s).


(4) NC contact block with monitoring dedicated for Emergency stop head only.

PF512504



XB4BT845

PF512505



XB4BS9445

Control and signaling units

Harmony XB4, metal
Diameter 22 mm Emergency stop and Emergency switching off functions

Emergency stop and Emergency switching off functions conforming to EN/IEC 60204-1, 60364-5-53, EN/ISO 13850 and Machinery Directive 2006/42/EC

Emergency stop function: Mushroom head Emergency stop trigger action and mechanical latching pushbuttons conform to standards EN/IEC 60204-1 and EN/ISO 13850, Machinery Directive 2006/42/EC, and to standard EN/IEC 60947-5-5.

Emergency switching off function: Mushroom head switching off mechanical latching pushbuttons conform to standards IEC 60364-5-53 and EN/IEC 60947-5-5.

Please contact our Customer Care Center for a detailed explanation of these standards and directives.

Emergency stop and switching off pushbuttons with trigger action and mechanical latching ^{(1) (2)}

Screw clamp terminal connections (Schneider Electric anti-loosening system)

Heads only

PF512506




ZB4BT844



Push-pull

Shape of head	Type of reset	Push Ø (mm)/in.	Color	Reference	Weight kg/lb
	Push-pull	30/1.181	Red	ZB4BT844	0.078/0.172
		40/1.575	Red	ZB4BT84	0.078/0.172
		60/2.362	Red	ZB4BX84	0.098/0.216

PF512507



ZB4BS834



Turn to release

	Turn to release	30/1.181	Red	ZB4BS834	0.068/0.150
		40/1.575	Red	ZB4BS844	0.073/0.161
		60/2.362	Red	ZB4BS864	0.093/0.205

PF512508



ZB4BS964



Key release (key 455)
2 keys included with head ^{(3) (4)}



	Key release (key 455) 2 keys included with head ^{(3) (4)}	30/1.181	Red	ZB4BS934	0.094/0.207
		40/1.575	Red	ZB4BS944	0.098/0.216
		60/2.362	Red	ZB4BS964	0.118/0.260

Heads with black metal bezel

To order, add a 7 to the references selected from above.
Example: **ZB4BT844** becomes **ZB4BT8447**.

(1) For recommended maximum number of contacts constituting the body (fixing collar and contact) associated with the head, see page 28 and 29.

(2) It is recommended that a legend or yellow background is used.

(3) The symbol indicates key withdrawal position(s).


(4) For specific keys, please contact our Customer Care Center.

Control and signaling units

Harmony XB4, metal
Illuminated rings for Emergency stop
For diameter 22 mm, circular yellow legends for
Emergency stop



ZBY9W2B330



ZBY9W3B140



ZBY9W2B501



ZBY9W101



ZBY9W2B101

Illuminated rings for Emergency stop (1)

Description	Marking	Signaling	Supply voltage	Color	Sold in lots of	Reference	Weight kg/lb
Ø 60 mm/2.362 in. illuminated ring for Emergency stop	EMERGENCY STOP	Fixed, red	24 V ~	Yellow	1	ZBY9W2B330	0.031/0.068
	ARRET D'URGENCE	Fixed, red	24 V ~	Yellow	1	ZBY9W2B130	0.031/0.068
	NOT HALT	Fixed, red	24 V ~	Yellow	1	ZBY9W2B230	0.031/0.068
	PARADA DE EMERGENCIA	Fixed, red	24 V ~	Yellow	1	ZBY9W2B430	0.031/0.068
	ARRESTO DI EMERGENZA	Fixed, red	24 V ~	Yellow	1	ZBY9W2B630	0.031/0.068
	-	Fixed, red	24 V ~	Yellow	1	ZBY9W2B140	0.031/0.068
	EMERGENCY STOP	Fixed, red	120 V ~	Yellow	1	ZBY9W2G330	0.031/0.068
	ARRET D'URGENCE	Fixed, red	120 V ~	Yellow	1	ZBY9W2G130	0.031/0.068
	NOT HALT	Fixed, red	120 V ~	Yellow	1	ZBY9W2G230	0.031/0.068
	PARADA DE EMERGENCIA	Fixed, red	120 V ~	Yellow	1	ZBY9W2G430	0.031/0.068
	ARRESTO DI EMERGENZA	Fixed, red	120 V ~	Yellow	1	ZBY9W2G630	0.031/0.068
	-	Fixed, red	120 V ~	Yellow	1	ZBY9W2G140	0.031/0.068
	EMERGENCY STOP	Fixed, red	230 V ~	Yellow	1	ZBY9W2M330	0.031/0.068
	ARRET D'URGENCE	Fixed, red	230 V ~	Yellow	1	ZBY9W2M130	0.031/0.068
	NOT HALT	Fixed, red	230 V ~	Yellow	1	ZBY9W2M230	0.031/0.068
	PARADA DE EMERGENCIA	Fixed, red	230 V ~	Yellow	1	ZBY9W2M430	0.031/0.068
	ARRESTO DI EMERGENZA	Fixed, red	230 V ~	Yellow	1	ZBY9W2M630	0.031/0.068
	-	Fixed, red	230 V ~	Yellow	1	ZBY9W2M140	0.031/0.068
	EMERGENCY STOP	Fixed, red + white	24 V ~	Yellow	1	ZBY9W3B330	0.031/0.068
	ARRET D'URGENCE	Fixed, red + white	24 V ~	Yellow	1	ZBY9W3B130	0.031/0.068
NOT HALT	Fixed, red + white	24 V ~	Yellow	1	ZBY9W3B230	0.031/0.068	
PARADA DE EMERGENCIA	Fixed, red + white	24 V ~	Yellow	1	ZBY9W3B430	0.031/0.068	
ARRESTO DI EMERGENZA	Fixed, red + white	24 V ~	Yellow	1	ZBY9W3B630	0.031/0.068	
-	Fixed, red + white	24 V ~	Yellow	1	ZBY9W3B140	0.031/0.068	

Illuminated ring without legend for customization (use with ZBY9W101)

Ø 60 mm/2.362 in., No marking can be used with all Ø 22 mm/0.866 in., heads	Fixed, red	24 V ~	-	1	ZBY9W2B501	0.015/0.033
	Fixed, red + white	24 V ~	-	1	ZBY9W3B501	0.016/0.035

Customizable circular legend for illuminated ring without legend (2)

Description	Reference	Weight kg/lb
Ø 60 mm/2.362 in.	ZBY9W101	0.004/0.009

Illuminated rings for mushroom head pushbuttons

Description	Marking	Signaling	Supply voltage	Color	Sold in lots of	Reference	Weight kg/lb
Ø 60 mm/2.362 in. illuminated ring	-	Fixed, red	24 V ~	Yellow	1	ZBY9W2B101	0.031/0.068
	-	Fixed, red	120 V ~	Yellow	1	ZBY9W2G101	0.031/0.068
	-	Fixed, red	230 V ~	Yellow	1	ZBY9W2M101	0.031/0.068
	-	Fixed, red + white	24 V ~	Yellow	1	ZBY9W3B101	0.031/0.068

(1) For compliance with standard EN/ISO 13850, paragraph 4.4.6, the Emergency Stop function logo has been added.
(2) To create customized marking on this reference using the web customization tool, see [page 47](#).

Control and signaling units


Harmony XB4, metal

Diameter 22 mm, illuminated emergency switching off function

Circular yellow legends for Emergency stop

Circular yellow legends for Emergency stop (1) (2)

Description	Marking	Signaling	Supply voltage	Color	Sold in lots of	Reference	Weight kg/lb
Ø 60 mm/2.362 in. - legend for Emergency stop function		-	-	Yellow	5	ZBY9121	0.007/0.015
	EMERGENCY STOP	-	-	Yellow	5	ZBY9320	0.007/0.015
	ARRET D'URGENCE	-	-	Yellow	5	ZBY9120	0.007/0.015
	NOT HALT	-	-	Yellow	5	ZBY9220	0.007/0.015
	PARADA DE EMERGENCIA	-	-	Yellow	5	ZBY9420	0.007/0.015
	ARRESTO DI EMERGENZA	-	-	Yellow	5	ZBY9620	0.007/0.015



ZBY9121



ZBY9420

Illuminated Emergency switching off function only, mechanical latching pushbuttons (3)
Screw clamp terminal connections (Schneider Electric anti-loosening system)

Shape of head	Type of reset	Push Ø (mm)/in.	Color	Reference	Weight kg/lb
Heads only (4)					
	Push-pull	40/1.575	Red	ZB4BW643	0.051/0.112



ZB4BW643

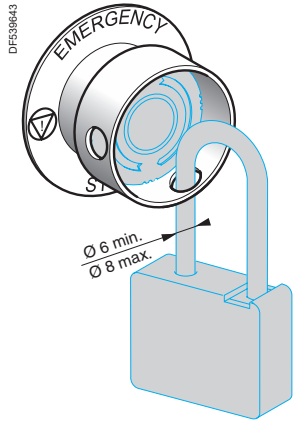
Circular yellow legends for ZB4BW643

Diameter mm/in.	Conforming to standards	Marking on yellow background	Sold in lots of	Unit reference	Weight kg/lb
Used for "Emergency switching off" function					
60/2.362	EN/IEC 60204-1	-	10	ZBY9101 (5)	0.004/0.009
		COUPURE D'URGENCE	10	ZBY9160	0.004/0.009
		EMERGENCY SWITCHING OFF	10	ZBY9360	0.004/0.009
		NOT-AUS	10	ZBY9260	0.004/0.009
90/3.543	EN/IEC 60204-1	-	10	ZBY8101 (5)	0.008/0.018
		COUPURE D'URGENCE	10	ZBY8160	0.008/0.018

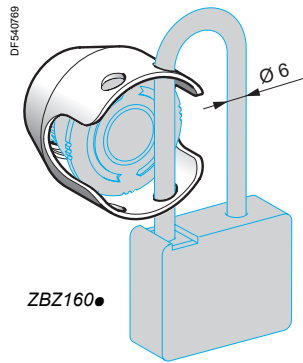


ZBY9160

- (1) For compliance with standard EN/ISO 13850, paragraph 4.4.6, the Emergency Stop function logo has been added.
- (2) For other legend models for Emergency stop and Emergency switching off function see next page.
- (3) For recommended maximum number of contacts constituting the body (fixing collar and contact) associated with the head, see page 28 and 29.
- (4) For use with bodies comprising a light source with Universal LED only.
- (5) To add customized markings on these references using the web customization tool, see page 5.



ZBZ3605



ZBZ160●



ZBZ1605



ZBY9330T

Accessories for mushroom head pushbuttons

Description	Exclusive use with the following Ø 40 mm/1.575 in. trigger action pushbuttons	Color	Reference	Weight kg/lb
-------------	---	-------	-----------	--------------

Padlocking kit (1) (2) For Emergency stop (3) and Emergency switching off function (4), (padlockable)	XB4BS844● XB4BS9445 ZB4BS844 ZB4BS944●	Yellow	ZBZ3605	0.045/0.099
--	---	--------	-------------------------	-------------

Metal guards For Emergency stop and Emergency switching off function Padlockable (5)	XB4BT8● XB4BS8● XB4BS9● ZB4BT8● ZB4BS8● ZB4BS9●	Chromium plated	ZBZ1600	0.046/0.101
---	--	-----------------	-------------------------	-------------

		Black	ZBZ1602	0.046/0.101
--	--	-------	-------------------------	-------------

		Red	ZBZ1604	0.046/0.101
--	--	-----	-------------------------	-------------

		Yellow	ZBZ1605	0.046/0.101
--	--	--------	-------------------------	-------------

		Blue	ZBZ1606	0.046/0.101
--	--	------	-------------------------	-------------

Description	Marking	Color	Sold in lots of	Reference	Weight kg/lb
-------------	---------	-------	-----------------	-----------	--------------

Ø 60 mm/2.362 in. legend for padlocking device ZBZ3605 For Emergency stop function (3)	Without	Yellow	10	ZBY9140T	0.004/0.009
--	---------	--------	----	--------------------------	-------------

	ARRET D'URGENCE	Yellow	10	ZBY9130T	0.004/0.009
--	-----------------	--------	----	--------------------------	-------------

	EMERGENCY STOP	Yellow	10	ZBY9330T	0.004/0.009
--	----------------	--------	----	--------------------------	-------------

	NOT-HALT	Yellow	10	ZBY9230T	0.004/0.009
--	----------	--------	----	--------------------------	-------------

(1) Standard circular legends are not compatible with this product. Use special legends **ZBY9●●●T**.
 (2) No isolation function is possible when this guard is fitted.
 (3) For conformity with standards EN/IEC 60204-1 and EN/ISO 13850.
 (4) For conformity with standard EN/IEC 60204-1.
 (5) No isolation function is possible when this guard is fitted.

XB4_632_CPF-JR18307



ZBY9330M

Circular yellow legends for metal guard ZBZ16●●

Description	Marking	Color	Sold in lots of	Reference	Weight kg/lb
For Emergency stop function					
Ø 60 mm/2.362 in. legend for metal guard ZBZ16●●	Without	Yellow	10	ZBY9140M	0.004/0.009
	ARRET D'URGENCE	Yellow	10	ZBY9130M	0.004/0.009
	EMERGENCY STOP	Yellow	10	ZBY9330M	0.004/0.009
	NOT-HALT	Yellow	10	ZBY9230M	0.004/0.009
	PARADA DE EMERGENZA	Yellow	10	ZBY9430M	0.004/0.009
	NODSTOP	Yellow	10	ZBY9530M	0.004/0.009
	ARRESTO DI EMERGENZA	Yellow	10	ZBY9630M	0.004/0.009
	NODSTOPP	Yellow	10	ZBY9730M	0.004/0.009
	NODSTOP	Yellow	10	ZBY9830M	0.004/0.009

For Emergency switching off function

Ø 60 mm/2.362 in. legend for metal guard ZBZ16●●	Without	Yellow	10	ZBY9101M	0.004/0.009
	COUPURE D'URGENCE	Yellow	10	ZBY9160M	0.004/0.009
	EMERGENCY SWITCHING OFF	Yellow	10	ZBY9360M	0.004/0.009
	NOT-AUS	Yellow	10	ZBY9260M	0.004/0.009
	DESCONEXION DE EMERGENCIA	Yellow	10	ZBY9460M	0.004/0.009

XB4_632_CPF-JR18287



ZBY9360M

Control and signaling units


Harmony XB4, metal

Diameter 22 mm accessories for pushbuttons

Bellows for harsh environments



XB5_633_CP0DA2016213
ZBZ2102




XB4_632_CP0DA2016616
ZB4BZ1905



ZB4BZ2005
ZB4BZ2005



107383
ZB4BZ64



DF52408
ZBZ58

Other accessories

Description	For use with	Color	Reference	Weight kg/lb
Plastic guard	Selector switches and key switches	Black	ZBZ2102	0.005/0.011
	Emergency stop and Emergency switching off function	Yellow Round guard 63.5 mm/ 2.5 in.	ZB4BZ1905	0.005/0.011
		Yellow Round guard 76.2 mm/ 3 in.	ZB4BZ2105	0.005/0.011
Padlockable flaps	Pushbuttons	Black	ZB4BZ62	0.076/0.168
		Red	ZB4BZ64	0.076/0.168
		Yellow	ZB4BZ65	0.076/0.168
		Blue	ZB4BZ66	0.076/0.168

Description	Material	For use with	Color	Sold in lots of	Unit reference	Weight kg/lb
Bellows seals for harsh environments (environments subject to humidity, dust, high-pressure cleaning, etc.) (1)	Silicone	Other functions	Black	2	ZBZ28	0.009/0.020
		Emergency stop/ switching off function	Yellow	2	ZBZ58	0.009/0.020

Description	Application	Sold in lots of	Unit reference	Weight kg/lb
Boot for contact block ZBE10● and ZBE10●3 (2)	For protection against dusty environment	1	ZBZ60	0.098/0.216

(1) Only when mounted on control stations. Use legends ZBY9●●●T.

(2) Restriction on use: Refer to the product instruction sheet on the Schneider Electric website, Harmony XB4 page.

Control and signaling units

Harmony XB4 metal

Diameter 22 mm large head pushbuttons with integrated bellows



ZB4BC580



ZB4BC28001



Contact + ZB4BC28001



Contact + ZB4BC28001RA



ZBZ1902




ZBZ60

Pushbuttons with integrated bellow

Shape of head	Colour of push	Symbol	Reference	Weight kg/lb
Heads only, Ø 37 mm without marking				
	White	–	ZB4BC180	0.036/0.079
	Black	–	ZB4BC280	0.036/0.079
	Green	–	ZB4BC380	0.036/0.079
	Red	–	ZB4BC480	0.036/0.079
	Yellow	–	ZB4BC580	0.036/0.079
	Blue	–	ZB4BC680	0.036/0.079

Heads only, Ø 37 mm with marking (1)

	Black	Bell	ZB4BC28001	0.036/ 0.079
	Yellow	Specific	ZB4BC58009	0.036/ 0.079
	Black	Specific	ZB4BC28010	0.036/ 0.079
	Red	0	ZB4BC48021	0.036/0.079
	Green	I	ZB4BC38023	0.036/0.079

Accessories

Description	Function	Reference	Weight kg/lb
Protective guard in plastic	Protection against accidental operation	ZBZ1902 (2)	0.010/0.022
Boot for contact block ZBE10●, ZBE10●3 and ZBE50● (3)	Protection against liquid and dust ingress	ZBZ60	0.098/ 0.216
Other versions	Customization with marking at your choice (texts or symbols) Rotation of head for horizontal mounting of the contact block (1) Please contact our Customer Care Centre.		


- (1) Heads are fixed relative to the position of the contact blocks:
 - contact blocks are normally used in the "vertical" position.
 - to mount the contact block in the "horizontal" position, it is necessary to order an alternative head with the symbol rotated by 90°. Please add the suffix "RA" in the end of the references for alternative heads of your choice.
 Example: ZB4BC28001 becomes ZB4BC28001RA.
- (2) For heads with the "RA" suffix (ZB4BC●●●●RA) used with a guard, it is necessary to order the dedicated guard ZBZ1902RA.
- (3) Restriction for use: refer to the product instruction sheet on www.schneider-electric.com.

Control and signaling units

Harmony XB4, metal

Diameter 22 mm pushbuttons, push-push

Pushbuttons with flush push ⁽¹⁾ ⁽²⁾


Shape of head	Type of push	Color of push	Reference	Weight kg/lb
Heads only				
	Flush ⁽³⁾	White	ZB4BH01	0.029/0.064
		Black	ZB4BH02	0.029/0.064
		Green	ZB4BH03	0.029/0.064
		Red	ZB4BH04	0.029/0.064
		Yellow	ZB4BH05	0.029/0.064
		Blue	ZB4BH06	0.029/0.064

110045



ZB4BH02

Pushbuttons with projecting push ⁽¹⁾ ⁽³⁾

Shape of head	Type of push	Color of push	Reference	Weight kg/lb
Heads only				
	Projecting	White	ZB4BH1	0.029/0.064
		Black	ZB4BH2	0.029/0.064
		Green	ZB4BH3	0.029/0.064
		Red	ZB4BH4	0.029/0.064
		Yellow	ZB4BH5	0.029/0.064
		Blue	ZB4BH6	0.029/0.064

110068



ZB4BH6

Heads with black metal bezel

To order, add a 7 to the references selected from above.

Example: **ZB4BH01** becomes **ZB4BH017**.

(1) For recommended maximum number of contacts constituting the body (fixing collar and contact) associated with the head, see [page 28](#) and [29](#).



(2) Caps to be ordered separately (see [page 68](#))



(3) To add customized markings on these references using the web customization tool, see [page 5](#).

Control and signaling units

Harmony XB4, metal

Diameter 22 mm illuminated pushbuttons, push-push, with Universal LED

Illuminated pushbuttons with flush push ⁽¹⁾ ⁽²⁾				
Shape of head	Type of push	Color of lens	Reference	Weight kg/lb
Heads only ⁽³⁾				
 110051 ZB4BH033	 UN Universal for all color heads	Flush	White	ZB4BH013 0.026/0.057
		Green	ZB4BH033 0.026/0.057	
		Red	ZB4BH043 0.026/0.057	
		Orange	ZB4BH053 0.026/0.057	
		Yellow	ZB4BH083 0.026/0.057	
		Blue	ZB4BH063 0.026/0.057	

Illuminated pushbuttons with projecting push ⁽¹⁾ ⁽²⁾				
Shape of head	Type of push	Color of lens	Reference	Weight kg/lb
Heads only ⁽³⁾				
 110168 ZB4BH63	 UN Universal for all color heads	Projecting	White	ZB4BH13 0.026/0.057
		Green	ZB4BH33 0.026/0.057	
		Red	ZB4BH43 0.026/0.057	
		Orange	ZB4BH53 0.026/0.057	
		Yellow	ZB4BH83 0.026/0.057	
		Blue	ZB4BH63 0.026/0.057	

Heads with black metal bezel

To order, add a 7 to the references selected from above.
 Example: ZB4BH013 becomes ZB4BH0137.

(1) For recommended maximum number of contacts constituting the body (fixing collar and contact) associated with the head, see page 28 and 29.

(2) To add customized markings on these references using the web customization tool, see page 5.

(3) For use with bodies comprising a light source with Universal LED only.

Control and signaling units


Harmony XB4, metal

Diameter 22 mm selector switches with standard handle


Selector switches with standard handle ⁽¹⁾ Screw clamp terminal connections (Schneider Electric anti-loosening system)

Shape of head	Type of operator	Type of contact		Positions		Reference	Weight kg/lb
		NO	NC	Number	Type		

Complete units



	Standard handle, black	1	–	2-position 90°	Stay put		XB4BD21 (ZB4BZ101 + ZB4BD2)	0.095/0.209
		1	–		Spring return from right to left		XB4BD41 (ZB4BZ101 + ZB4BD4)	0.100/0.220
		1	1		Stay put		XB4BD25 (ZB4BZ105 + ZB4BD2)	0.095/0.209
		2	–	3-position ± 45°	Stay put		XB4BD33 (ZB4BZ103 + ZB4BD3)	0.095/0.209
					Spring return to center		XB4BD53 (ZB4BZ103 + ZB4BD5)	0.095/0.209



Heads only ⁽²⁾

	Standard handle, black			2-position 90°	Stay put		ZB4BD2	0.040/0.088
					Spring return from right to left		ZB4BD4	0.045/0.099
				3-position ± 45°	Stay put		ZB4BD3	0.040/0.088
					Spring return to center		ZB4BD5	0.040/0.088
					Spring return from left to center		ZB4BD7	0.040/0.088
					Spring return from right to center		ZB4BD8	0.040/0.088

Heads only with other colored handles

	Standard handle, white	Add suffix 01 to the reference, example: ZB4BD201
	Standard handle, green	Add suffix 03 to the reference, example: ZB4BD203
	Standard handle, red	Add suffix 04 to the reference, example: ZB4BD204
	Standard handle, yellow	Add suffix 05 to the reference, example: ZB4BD205
	Standard handle, blue	Add suffix 06 to the reference, example: ZB4BD206

Heads with black metal bezel

For heads with standard black handle only. To order, add the suffix 7 to the references selected from above. Example: **ZB4BD2** becomes **ZB4BD27**.

(1) For recommended maximum number of contacts and sequence of contacts constituting the body (fixing collar + contact) associated with the head, see [page 28](#) and [page 29](#).





(2) To add customized markings on these references using the web customization tool, see [page 5](#).








Control and signaling units

Harmony XB4, metal

Diameter 22 mm selector switches with long handle: normal and padlockable

Selector switches with long handle ⁽¹⁾							
Screw clamp terminal connections (Schneider Electric anti-loosening system)							
Shape of head	Type of operator	Type of contact		Positions		Reference	Weight kg/lb
		NO	NC	Number	Type		

Complete units								
	Long handle, black	1	-	2-position 90°	Stay put		XB4BJ21 (ZB4BZ101 + ZB4BJ2)	0.096/0.212
				3-position ± 45°	Stay put		XB4BJ33 (ZB4BZ103 + ZB4BJ3)	0.096/0.212
					Spring return to center		XB4BJ53 (ZB4BZ103 + ZB4BJ5)	0.096/0.212

Heads only								
	Long handle, black (2)	1	-	2-position 90°	Stay put		ZB4BJ2	0.040/0.088
					Spring return from right to left		ZB4BJ4	0.045/0.099
				3-position ± 45°	Stay put		ZB4BJ3	0.040/0.088
					Spring return to center		ZB4BJ5	0.040/0.088
					Spring return from left to center		ZB4BJ7	0.040/0.088
					Spring return from right to center		ZB4BJ8	0.040/0.088

Heads with black metal bezel


To order, add a 7 to the references selected from above.

Example: **ZB4BJ2** becomes **ZB4BJ27**.

(1) For recommended maximum number of contacts and sequence of contacts constituting the body (fixing collar + contact) associated with the head, see [page 28](#) and [29](#).

(2) To add customized markings on these references using the web customization tool, see [page 5](#).

PFE106190



ZB4BJ33

PFE106196



ZB4BJ3







Control and signaling units


Harmony XB4, metal

Diameter 22 mm key switches



















Key 455, 421E, 458A, 520E, and 3131A

Key switches ^{(1) (2)}						
Screw clamp terminal connections (Schneider Electric anti-loosening system)						
Shape of head	Type of operator	Type of contact		Positions		Reference
		NO	NC	Number	Type	

Complete units							
	Key switch with key 455	1	-	2-position 90°	Stay put	 XB4BG21 (ZB4BZ101 + ZB4BG2)	0.153/0.337
						 XB4BG41 (ZB4BZ101 + ZB4BG4)	0.153/0.337
			Spring return to left	 XB4BG61 (ZB4BZ101 + ZB4BG6)	0.153/0.337		
		2	-	3-position ± 45°	Stay put	 XB4BG03 (ZB4BZ103 + ZB4BG0)	0.153/0.337
	 XB4BG33 (ZB4BZ103 + ZB4BG3)				0.153/0.337		



XB4BG33

Heads only								
	Key switch with key 455 (3)	1	-	2-position 90°	Stay put	 ZB4BG2	0.098/0.216	
						 ZB4BG02	0.098/0.216	
						 ZB4BG4	0.098/0.216	
						Spring return from right to left	 ZB4BG6	0.098/0.216
					3-position ± 45°	Stay put	 ZB4BG0	0.098/0.216
							 ZB4BG03	0.098/0.216
						 ZB4BG04	0.098/0.216	
						 ZB4BG3	0.098/0.216	
						 ZB4BG5	0.098/0.216	
						 ZB4BG9	0.098/0.216	
						 ZB4BG09	0.098/0.216	
						Spring return from left to center	 ZB4BG1	0.098/0.216
					 ZB4BG01	0.098/0.216		
					Spring return to center	 ZB4BG7	0.098/0.216	
	Spring return from right to center	 ZB4BG8	0.098/0.216					
	 ZB4BG05	0.098/0.216						
	 ZB4BG08	0.098/0.216						




ZB4BG0

Heads with black metal bezel

To order, add a 7 to the references selected from above. Example: **ZB4BG2** becomes **ZB4BG27**.

(1) For recommended maximum number of contacts and sequence of contacts constituting the body (fixing collar + contact) associated with the head, see [page 28 and 29](#).

(2) The symbol  indicates key withdrawal position(s).

(3) For specific keys, please contact our Customer Care Center.

Control and signaling units





Harmony XB4, metal






Diameter 22 mm key switches with TEC10 key




Selector switches with knurled knob, toggle switches



ZB4BG2TEC10

Key switches with TEC10 key						
Shape of head	Type of operator	Positions		Reference	Weight kg/lb	
		Number	Type			
Heads only						
	Key switch with TEC10 key	2-position 90°	Stay put		ZB4BG2TEC10	0.160/0.353
					ZB4BG4TEC10	0.160/0.353
					ZB4BG6TEC10	0.170/0.375

Selector switches with knurled knob (1)						
Shape of head	Type of operator	Positions		Reference	Weight kg/lb	
		Number	Type			
Heads only						
	Black knurled knob	2-position 90°	Stay put		ZB4BD29	0.043/0.095
					ZB4BD49	0.050/0.110
					ZB4BD59	0.040/0.088
					ZB4BD89	0.040/0.088

Toggle switches (1)						
Shape of head	Type of operator	Positions		Reference	Weight kg/lb	
		Number	Type			
Heads only						
	Black lever	2-position 90°	Stay put		ZB4BD28	0.026/0.057
					ZB4BD48	0.026/0.057

Heads with black metal bezel

To order, add a 7 to the references selected from above.

Example: ZB4BD29 becomes ZB4BD297.

For the references with TEC10 key, add the 7 before TEC10.

Example: ZB4BG2TEC10 becomes ZB4BG27TEC10.

(1) For recommended maximum number of contacts and sequence of contacts constituting the body (fixing collar + contact) associated with the head, see [page 28](#) and [29](#).



Control and signaling units

Harmony XB4, metal

Diameter 22 mm Illuminated selector switches with standard handle, with universal light block


Illuminated selector switches with standard handle, with universal light block ⁽¹⁾

Screw clamp terminal connections (Schneider Electric anti-loosening system)

Shape of head	Type of operator	Type of contact	Positions Number Type	Supply voltage V	Color of handle	Reference	Weight kg/lb
							
							
		NO					



Complete units

PF106192




XB4BK123B5



Standard handle	1	1	2-position Stay put  90°	24 ~ (50/60 Hz)	Green	XB4BK123B5 (ZB4BW0B15 + ZB4BK1233)	0.101/0.223					
					Red	XB4BK124B5 (ZB4BW0B15 + ZB4BK1243)	0.101/0.223					
					Orange	XB4BK125B5 (ZB4BW0B15 + ZB4BK1253)	0.101/0.223					
					110...120 ~ (50/60 Hz)	Green	XB4BK123G5 (ZB4BW0G15 + ZB4BK1233)	0.101/0.223				
						Red	XB4BK124G5 (ZB4BW0G15 + ZB4BK1243)	0.101/0.223				
						Orange	XB4BK125G5 (ZB4BW0G15 + ZB4BK1253)	0.101/0.223				
					230...240 ~ (50/60 Hz)	Green	XB4BK123M5 (ZB4BW0M15 + ZB4BK1233)	0.101/0.223				
						Red	XB4BK124M5 (ZB4BW0M15 + ZB4BK1243)	0.101/0.223				
						Orange	XB4BK125M5 (ZB4BW0M15 + ZB4BK1253)	0.101/0.223				
					Standard handle	1	1	3-position Stay put  ± 45°	24 ~ (50/60 Hz)	Green	XB4BK133B5 (ZB4BW0B15 + ZB4BK1333)	0.101/0.223
										Red	XB4BK134B5 (ZB4BW0B15 + ZB4BK1343)	0.101/0.223
										Orange	XB4BK135B5 (ZB4BW0B15 + ZB4BK1353)	0.101/0.223
110...120 ~ (50/60 Hz)	Green	XB4BK133G5 (ZB4BW0G15 + ZB4BK1333)	0.101/0.223									
	Red	XB4BK134G5 (ZB4BW0G15 + ZB4BK1343)	0.101/0.223									
	Orange	XB4BK135G5 (ZB4BW0G15 + ZB4BK1353)	0.101/0.223									
230...240 ~ (50/60 Hz)	Green	XB4BK133M5 (ZB4BW0M15 + ZB4BK1333)	0.101/0.223									
	Red	XB4BK134M5 (ZB4BW0M15 + ZB4BK1343)	0.101/0.223									
	Orange	XB4BK135M5 (ZB4BW0M15 + ZB4BK1353)	0.101/0.223									

PF106193










XB4BK134B5

(1) For recommended maximum number of contacts constituting the body (fixing collar and contact) associated with the head, see page 28 and 29.

Control and signaling units

Harmony XB4, metal

Diameter 22 mm illuminated selector switches with standard handle, with universal light block

Illuminated selector switches with standard handle, with universal light block ⁽¹⁾ (continued)							
Shape of head	Type of operator	Positions		Color of handle	Reference	Weight kg/lb	
		Number	Type				
Heads only ⁽²⁾							
	Standard handle	2-position 90°	Stay put		White	ZB4BK1213	0.036/0.079
					Green	ZB4BK1233	0.036/0.079
					Red	ZB4BK1243	0.036/0.079
					Orange	ZB4BK1253	0.036/0.079
					Yellow	ZB4BK1283	0.036/0.079
					Blue	ZB4BK1263	0.036/0.079
		Spring return from right to left		White	ZB4BK1413	0.037/0.082	
				Green	ZB4BK1433	0.037/0.082	
				Red	ZB4BK1443	0.037/0.082	
				Orange	ZB4BK1453	0.037/0.082	
				Yellow	ZB4BK1483	0.037/0.082	
				Blue	ZB4BK1463	0.037/0.082	
	3-position ± 45°	Stay put		White	ZB4BK1313	0.036/0.079	
				Green	ZB4BK1333	0.036/0.079	
				Red	ZB4BK1343	0.036/0.079	
				Orange	ZB4BK1353	0.036/0.079	
				Yellow	ZB4BK1383	0.036/0.079	
				Blue	ZB4BK1363	0.036/0.079	
		Spring return to center		White	ZB4BK1513	0.036/0.079	
				Green	ZB4BK1533	0.036/0.079	
				Red	ZB4BK1543	0.036/0.079	
				Orange	ZB4BK1553	0.036/0.079	
				Yellow	ZB4BK1583	0.036/0.079	
				Blue	ZB4BK1563	0.036/0.079	
Spring return from right to center		White	ZB4BK1813	0.036/0.079			
		Green	ZB4BK1833	0.036/0.079			
		Red	ZB4BK1843	0.036/0.079			
		Orange	ZB4BK1853	0.036/0.079			
		Yellow	ZB4BK1883	0.036/0.079			
		Blue	ZB4BK1863	0.036/0.079			
Spring return from left to center		White	ZB4BK1713	0.036/0.079			
		Green	ZB4BK1733	0.036/0.079			
		Red	ZB4BK1743	0.036/0.079			
		Orange	ZB4BK1753	0.036/0.079			
		Yellow	ZB4BK1783	0.036/0.079			
		Blue	ZB4BK1763	0.036/0.079			

107700



ZB4BK1343

Heads with black metal bezel

To order, add a 7 to the references selected from above.
Example: ZB4BK1213 becomes ZB4BK12137.

(1) For recommended maximum number of contacts constituting the body (fixing collar and contact) associated with the head, see page 28 and 29.

(2) For use with bodies comprising a light source with Universal LED only.

Control and signaling units

Harmony XB4, metal




Diameter 22 mm pilot lights with Universal LED

Pilot lights with Universal LED (1) Screw clamp terminal connections (Schneider Electric anti-loosening system)

Shape of head	Supply voltage V	Color	Reference	Weight kg/lb
---------------	---------------------	-------	-----------	-----------------




Complete units

■ With plain lens

 <p>101179</p> <p>XB4BVB5</p> 		24 ~ (50/60 Hz)	White	XB4BVB1 (ZB4BVB1 + ZB4BV013)	0.080/0.176
			Green	XB4BVB3 (ZB4BVB1 + ZB4BV033)	0.080/0.176
			Red	XB4BVB4 (ZB4BVB1 + ZB4BV043)	0.080/0.176
			Orange	XB4BVB5 (ZB4BVB1 + ZB4BV053)	0.080/0.176
			Blue	XB4BVB6 (ZB4BVB1 + ZB4BV063)	0.080/0.176
			110...120 ~ (50/60 Hz)	White	XB4BVG1 (ZB4BVG1 + ZB4BV013)
			Green	XB4BVG3 (ZB4BVG1 + ZB4BV033)	0.080/0.176
			Red	XB4BVG4 (ZB4BVG1 + ZB4BV043)	0.080/0.176
			Orange	XB4BVG5 (ZB4BVG1 + ZB4BV053)	0.080/0.176
			Blue	XB4BVG6 (ZB4BVG1 + ZB4BV063)	0.080/0.176
		230...240 ~ (50/60 Hz)	White	XB4BVM1 (ZB4BVM1 + ZB4BV013)	0.080/0.176
			Green	XB4BVM3 (ZB4BVM1 + ZB4BV033)	0.080/0.176
			Red	XB4BVM4 (ZB4BVM1 + ZB4BV043)	0.080/0.176
			Orange	XB4BVM5 (ZB4BVM1 + ZB4BV053)	0.080/0.176
			Blue	XB4BVM6 (ZB4BVM1 + ZB4BV063)	0.080/0.176

Complete units with inductive overload protection

■ With plain lens

 <p>XB4BVG3T_CP211108</p> <p>XB4BVG3T</p> 		110...240 ~ (50/60 Hz)	White	XB4BVG1T	0.080/0.176
			Green	XB4BVG3T	0.080/0.176
			Red	XB4BVG4T	0.080/0.176
			Orange	XB4BVG5T	0.080/0.176
			Blue	XB4BVG6T	0.080/0.176

(1) To add customized markings on these references using the web customization tool, see [page 5](#).

Control and signaling units



Harmony XB4, metal

Diameter 22 mm pilot lights with Universal LED

Pilot lights with Universal LED

Screw clamp terminal connections (Schneider Electric anti-loosening system)

Heads only (1)

Shape of head	For use with body comprising light source type	Color of lens	Reference	Weight kg/lb
■ With plain lens				
	Universal LED only	White	ZB4BV013 (2)	0.026/0.057
		Green	ZB4BV033 (2)	0.026/0.057
		Red	ZB4BV043 (2)	0.026/0.057
		Orange	ZB4BV053 (2)	0.026/0.057
		Yellow	ZB4BV083 (2)	0.026/0.057
		Blue	ZB4BV063 (2)	0.026/0.057
5 colors (3)		ZB4BV003	0.026/0.057	

101233



ZB4BV063

XB4_632_CPSCCT16037



ZB4BV083

■ With plain lens, for insertion of legend (3)

	Universal LED only	White	ZB4BV013E	0.026/0.057
		Green	ZB4BV033E	0.026/0.057
		Red	ZB4BV043E	0.026/0.057
		Orange	ZB4BV053E	0.026/0.057
		Yellow	ZB4BV083E	0.026/0.057
		Blue	ZB4BV063E	0.026/0.057

101234



ZB4BV043S

■ With grooved lens (4) (2)

	Universal LED only	White	ZB4BV013S	0.026/0.057
		Green	ZB4BV033S	0.026/0.057
		Red	ZB4BV043S	0.026/0.057
		Orange	ZB4BV053S	0.026/0.057
		Yellow	ZB4BV083S	0.026/0.057
		Blue	ZB4BV063S	0.026/0.057

(1) For use with bodies comprising a light source with Universal LED only.

(2) To add customized markings on these references using the web customization tool, see [page 5](#).

(3) Head supplied with 5 different colored lenses (white, green, red, orange, and blue) not fitted, for insertion of legend.

(4) For use in bright ambient light conditions (for example, outdoors in sunlight).


Control and signaling units

Harmony XB4, metal


Diameter 22 mm pilot lights with intergral LED and with BA 9s base fitting

Pilot lights with integral LED and transformer (1.2 VA, 24 V secondary) (1)

Screw clamp terminal connections (Schneider Electric anti-loosening system)

Shape of head	Supply voltage V	Color	Reference	Weight kg/lb
Complete units - With plain lens				
	400 ~ - 50 Hz (2)	White	XB4BV5B1	0.172/0.379
		Green	XB4BV5B3	0.172/0.379
		Red	XB4BV5B4	0.172/0.379
		Orange	XB4BV5B5	0.172/0.379
		Blue	XB4BV5B6	0.172/0.379



PF512544




XB4BV5B1

Pilot lights with BA 9s base fitting, with plain or grooved lens (1)

Screw clamp terminal connections (Schneider Electric anti-loosening system)


Shape of head	Supply voltage V	Color	Reference	Weight kg/lb
Complete units - With plain lens				
■ Direct supply, for BA 9s bulb, U ≤ 250 V, 2.4 W max (bulb not included)				
	≤ 250	White	XB4BV61 (ZB4BV6 + ZB4BV01)	0.075/0.165
		Green	XB4BV63 (ZB4BV6 + ZB4BV03)	0.075/0.165
		Red	XB4BV64 (ZB4BV6 + ZB4BV04)	0.075/0.165
		Orange	XB4BV65 (ZB4BV6 + ZB4BV05)	0.075/0.165
■ Via integral transformer, 1.2 VA, 6 V secondary, with BA 9s incandescent bulb (included)				
	110...120 ~ - 50/60 Hz	White	XB4BV31 (ZB4BV3 + ZB4BV01)	0.152/0.335
		Green	XB4BV33 (ZB4BV3 + ZB4BV03)	0.152/0.335
		Red	XB4BV34 (ZB4BV3 + ZB4BV04)	0.152/0.335
		Orange	XB4BV35 (ZB4BV3 + ZB4BV05)	0.152/0.335
	230 ~ - 50 Hz	White	XB4BV41 (ZB4BV4 + ZB4BV01)	0.152/0.335
	220...240 ~ - 60 Hz	Green	XB4BV43 (ZB4BV4 + ZB4BV03)	0.152/0.335
		Red	XB4BV44 (ZB4BV4 + ZB4BV04)	0.152/0.335
		Orange	XB4BV45 (ZB4BV4 + ZB4BV05)	0.152/0.335

101178-68-Q





XB4BV64

PF512545-68-Q



XB4BV33

Heads only (3)

Shape of head	For use with body comprising light source type	Color of lens	Reference	Weight kg/lb
■ With plain lens				
	With BA 9s base fitting	White	ZB4BV01	0.027/0.060
		Green	ZB4BV03	0.027/0.060
		Red	ZB4BV04	0.027/0.060
		Orange	ZB4BV05	0.027/0.060
		Blue	ZB4BV06	0.027/0.060
		Clear	ZB4BV07	0.027/0.060
■ With grooved lens (4)				
	With BA 9s base fitting	White	ZB4BV01S	0.027/0.060
		Green	ZB4BV03S	0.027/0.060
		Red	ZB4BV04S	0.027/0.060
		Orange	ZB4BV05S	0.027/0.060
		Blue	ZB4BV06S	0.027/0.060
		Clear	ZB4BV07S	0.027/0.060

101234



ZB4BV04

PG113109-34-Q



ZB4BV06S

(1) To add customized markings on these references using the web customization tool, see [page 5](#).

(2) To order 440...460 V ~ - 60 Hz transformer blocks, replace "5" in the reference with "8". Example: **XB4BV5B1** becomes **XB4BV8B1**. To order 550...600 V ~ - 60 Hz blocks, replace "5" with "9". Example: **XB4BV5B1** becomes **XB4BV9B1**.

(3) For use with bodies comprising a light source with BA 9s base fitting (incandescent, neon, or LED) only.

(4) For use in bright ambient light conditions (for example, outdoors in sunlight).

Control and signaling units

Harmony XB4, metal

Diameter 22 mm push-to-test pilot light



Push-to-test pilot light				
Shape of head	Supply voltage V	Color	Reference	Weight kg/lb
Complete units - With plain lens				
	24 ~ - 50/60 Hz	White	XB4BW21B5	0.090/0.198
	24 ~ - 50/60 Hz	Green	XB4BW23B5	0.090/0.198
	24 ~ - 50/60 Hz	Red	XB4BW24B5	0.090/0.198
	24 ~ - 50/60 Hz	Orange	XB4BW25B5	0.090/0.198
	24 ~ - 50/60 Hz	Yellow	XB4BW28B5	0.090/0.198
	24 ~ - 50/60 Hz	Blue	XB4BW26B5	0.090/0.198
	110...120 ~ - 50 - 60 Hz	White	XB4BW21G5	0.090/0.198
	110...120 ~ - 50 - 60 Hz	Green	XB4BW23G5	0.090/0.198
	110...120 ~ - 50 - 60 Hz	Red	XB4BW24G5	0.090/0.198
	110...120 ~ - 50 - 60 Hz	Orange	XB4BW25G5	0.090/0.198
	110...120 ~ - 50 - 60 Hz	Yellow	XB4BW28G5	0.090/0.198
	110...120 ~ - 50 - 60 Hz	Blue	XB4BW26G5	0.090/0.198





Control and signaling units

Harmony XB4, metal

Diameter 22 mm specific functions

Pushbuttons for manual overload reset, Potentiometers

Manual overload reset pushbuttons

Shape of head	Travel mm/in.	Actuation distance mm/in.	Color	Reference	Weight kg/lb
With flush push					
	10/0.394	6...16/0.236...0.630	Black	XB4BA821	0.037/0.082
		16...26/0.630...1.024	Black	XB4BA822	0.038/0.084
	14/0.551	30...130/1.181...5.118	Black	XB4BA921	0.058/0.128
			Red	XB4BA941	0.058/0.128
			Blue	XB4BA961	0.058/0.128
		130...257/5.118...10.118	Black	XB4BA922	0.071/0.157
			Red	XB4BA942	0.071/0.157
			Blue	XB4BA962	0.071/0.157

101161

XB4BA821


Complete potentiometers

Description	Resistance k Ω	Reference	Weight kg/lb
+/- 10% linear mode precision complete potentiometer with screw terminals	1	XB4BD912R1K	0.095/0.209
	4.7	XB4BD912R4K7	0.095/0.209
	10	XB4BD912R10K	0.095/0.209
	47	XB4BD912R47K	0.095/0.209
	100	XB4BD912R100K	0.095/0.209
	470	XB4BD912R470K	0.095/0.209

XB4_632_CPSCT16007B

XB4BD912R1K

Heads and mounting base for potentiometer

Shape of head	Description	For use with	Reference	Weight kg/lb
	For potentiometer with shaft length 45 to 50 mm/1.772 to 1.968 in.	6 mm/0.236 in. shaft	ZB4BD912	0.080/0.176
		6.35 mm/0.250 in. shaft	ZB4BD922	0.080/0.176

814341

ZB4BD912

Control and signaling units

Harmony XB4, metal

Diameter 22 mm Specific functions

Timers, Hour counters, Annunciators



XB5DTB22

Timers

Description	Output type	Supply voltage V	Time delay type	Time delay range	Reference	Weight kg/lb	
Panel-mounted timer function with status LED and 1 static output in 22.5 mm/0.886 in. hole	1 static output	24 $\overline{\text{---}}$	Type A (delay on energization)	0.5...10s	XB5DTB22	0.027/0.060	
				3...60 s	XB5DTB23	0.027/0.060	
				0.5...10 min	XB5DTB24	0.027/0.060	
			3...60 min	XB5DTB25	0.027/0.060		
			100...240 $\overline{\sim}$ - 50/60 Hz	Type A (delay on energization)	0.5...10s	XB5DTGM2	0.027/0.060
					3...60 s	XB5DTGM3	0.027/0.060
	0.5...10 min	XB5DTGM4			0.027/0.060		
	3...60 min	XB5DTGM5			0.027/0.060		



XB5DSB

Hour counters

Characteristics	Supply voltage V	Reference	Weight kg/lb
Indication 0...9999.9	12...24 $\overline{\sim}$ - 50 or 60 Hz	XB5DSB	0.045/0.099
	120 $\overline{\sim}$ - 60 Hz	XB5DSG	0.045/0.099
	230...240 $\overline{\sim}$ - 50 Hz	XB5DSM (1)	0.045/0.099

Annunciators (IP66, IP67, and IP69)

Characteristics	Supply voltage V	Color	Reference	Weight kg/lb
Continuous or intermittent non-illuminated buzzer - 90dB, 6.8kHz	24 $\overline{\sim}$ - 50 or 60 Hz	-	XB5KSB	0.024/0.053
	110...120 V $\overline{\sim}$ - 50 or 60 Hz	-	XB5KSG	0.024/0.053
	230...240 $\overline{\sim}$ - 50 or 60 Hz	-	XB5KSM	0.024/0.053
Continuous or intermittent illuminated buzzer - 90dB, 6.8kHz	24 $\overline{\sim}$ - 50 or 60 Hz	Red	XB5KS2B4	0.024/0.053
	110...120 V $\overline{\sim}$ - 50 or 60 Hz	Red	XB5KS2G4	0.024/0.053
	230...240 $\overline{\sim}$ - 50 or 60 Hz	Red	XB5KS2M4	0.024/0.053
	24V $\overline{\sim}$ - 50 or 60 Hz	Yellow	XB5KS2B8	0.024/0.053
	110...120 V $\overline{\sim}$ - 50 or 60 Hz	Yellow	XB5KS2G8	0.024/0.053
	230...240 $\overline{\sim}$ - 50 or 60 Hz	Yellow	XB5KS2M8	0.024/0.053

(1) To order a 60 Hz hour counter, add a suffix 6. The reference XB5DSM becomes XB5DSM6.



XB5KS2B4

Control and signaling units

Harmony XB4, metal

Diameter 22 mm specific functions

USB/RJ45 ports, Fuse carrier, Basic displays



XB5_633_CPSCCT16027

XB5PUSB3



XB5_633_CPSCCT16027

XB5PRJ45



101300

XB5DT1S



XB5_633_CPMF518705B

XBH1AA0G4



XB5_633_CPMF518705B

XBH1AA0R4

USB and RJ45 ports

Description	Interface type	Connection type	Degree of protection	Reference	Weight kg/lb
Panel-mounted USB and RJ45 ports in 22.5 mm/0.886 in. hole with notch	USB interface, jack type A	USB port 3.0 A-A	IP20, IP65, IP67, IP69K with protection cover (1)	XB5PUSB3	0.017/0.037
	Ethernet interface, RJ45 jack	RJ45 port Cat. 6	IP20, IP65, IP67, IP69K with protection cover (1)	XB5PRJ45	0.027/0.060

Fuse carrier

Description	For use with	Reference	Weight kg/lb
Fuse carrier	5 x 20 mm/0.197 x 0.787 in. fuse 6.3 A - 250 V	XB5DT1S	0.022/0.049

Basic displays

Description	Input current range	LED color	Reference	Weight kg/lb
Digital panel meter LED display, 1 current input, -999...9999	4...20 mA	Green	XBH1AA0G4	0.032/0.070
		Red	XBH1AA0R4	0.032/0.070

(1) For protection covers, see [page 76](#).


Control and signaling units

Harmony XB4, metal

Diameter 22 mm specific functions

Joystick controllers, Wobblesticks

101189



XD4PA12

Joystick controllers (with 54 mm/2.126 in. long operating shaft) (1)				
Screw clamp terminal connections (Schneider Electric anti-loosening system)				
Description	Operation	Spring return to zero position	Reference	Weight kg/lb
Complete products				
2-direction	1 notch 1 NO contact per direction	Without	XD4PA12	0.116/0.256
		With	XD4PA22	0.116/0.256
4-direction	1 notch 1 NO contact per direction	Without	XD4PA14	0.133/0.293
		With	XD4PA24	0.133/0.293


103074



ZD4PA103

Sub-assemblies for joystick controllers				
Description	Functions	Reference	Weight kg/lb	
Complete body/contact assemblies	2-direction	ZD4PA103	0.049/0.108	
	4-direction	ZD4PA203	0.058/0.128	
Complete head assemblies with operating shaft	2-direction, stay put	ZD4PA12	0.022/0.049	
	2-direction, spring return to zero position	ZD4PA22	0.022/0.049	
	4-direction, stay put	ZD4PA14	0.022/0.049	
	4-direction, spring return to zero position	ZD4PA24	0.022/0.049	

103072



ZD4PA203

Other versions Joystick controllers and complete body/contact assemblies for joystick controllers with Faston connector terminals (6.35 or 2 x 2.8 mm/0.250 or 2 x 0.110 in.). Please contact our Customer Care Center.

103073



ZD4PA12

Wobblestick heads				
Shape of head	For use with	Color	Reference	Weight kg/lb
	Omnidirectional, spring return	Black	ZB4BB2	0.058/0.128
		Red	ZB4BB4	0.058/0.128

103487



ZB4BB2

(1) Must not be used with standard contact blocks **ZBE10** (single) or **ZBE20** (double).

Control and signaling units

Harmony XB4 metal

Diameter 22 mm accessories for heads: caps



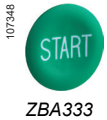
PC113546

XBA2

Pushbutton caps - unmarked					
For use with	Type of push	Color	Sold in lots of	Unit reference	Weight kg/lb
ZBABA0 pushbutton heads supplied without cap	Flush	White	10	ZBA1	0.001/0.002
		Black	10	ZBA2	0.001/0.002
		Green	10	ZBA3	0.001/0.002
		Red	10	ZBA4	0.001/0.002
		Yellow	10	ZBA5	0.001/0.002
		Blue	10	ZBA6	0.001/0.002

Pushbutton caps - marked						
For use with	Type of push	Marking		Color of cap	Unit reference	Weight kg/lb
		Text	Color			
ZBABA0 pushbutton heads supplied without cap (sold in lots of 10)	Flush	I (1)	White	Green	ZBA331	0.001/0.002
			Black	White	ZBA131	0.001/0.002
		II	White	Green	ZBA336	0.001/0.002
		START (1)	White	Green	ZBA333	0.001/0.002
		UP (1)	Black	White	ZBA343	0.001/0.002
		DOWN (1)	White	Black	ZBA344	0.001/0.002
		⊕ (1)	White	Black	ZBA245	0.001/0.002
			Black	White	ZBA145	0.001/0.002
		↑ (2)	White	Black	ZBA335	0.001/0.002
			Black	White	ZBA334	0.001/0.002
		O (1)	White	Red	ZBA432	0.001/0.002
			Black	Black	ZBA232	0.001/0.002
		STOP (1)	White	Red	ZBA434	0.001/0.002
			Black	Black	ZBA234	0.001/0.002
		OFF	White	Red	ZBA435	0.001/0.002
		⚠	White	Green	ZBA346	0.001/0.002
		R (1)	White	Blue	ZBA639	0.001/0.002
		+	White	Black	ZBA2934	0.001/0.002
		-	White	Black	ZBA2935	0.001/0.002

(1) Double injection moulded marking.
 (2) Can be clipped in at 90° steps, through 360°.



107348

ZBA333

Control and signaling units

Harmony XB4 metal

Diameter 22 mm accessories for heads: boots, lens caps



ZBP0

Transparent boots for pushbuttons ⁽¹⁾

Description	For use with XB4 metal pushbuttons	Sold in lots of	Unit reference	Weight kg/lb
Single boots ⁽²⁾	Flush with circular head	10	ZBPA	0.002/0.004
	Projecting with circular head and push-push version	10	ZBP0	0.002/0.004
	Flush or projecting with circular head for food industry applications	10	ZBP0A	0.002/0.004

Colored boots

Description	Color	For use with	Sold in lots of	Unit reference	Weight kg/lb
Colored boots (can be replaced without dismantling the head)	Black	ZB4BP2S	10	ZBP012	0.003/0.007
	Green	ZB4BP3S	10	ZBP013	0.003/0.007
	Red	ZB4BP4S	10	ZBP014	0.003/0.007
	Yellow	ZB4BP5S	10	ZBP015	0.003/0.007
	Blue	ZB4BP6S	10	ZBP016	0.003/0.007
Clear membrane	Transparent	ZB4BP●83	10	ZBP017	0.003/0.007

Lens caps

For use with	Color	Sold in lots of	Unit reference	Weight kg/lb
Lens caps for light sources with Universal LED				
Pilot lights	White	10	ZBV0113	0.002/0.004
	Green	10	ZBV0133	0.002/0.004
	Red	10	ZBV0143	0.002/0.004
	Orange	10	ZBV0153	0.002/0.004
	Blue	10	ZBV0163	0.002/0.004

For use with	Color	Sold in lots of	Unit reference	Weight kg/lb
Lens caps for light sources with BA 9s base fitting				
Pilot lights	White	10	ZBV011	0.002/0.004
	Green	10	ZBV013	0.002/0.004
	Red	10	ZBV014	0.002/0.004
	Orange	10	ZBV015	0.002/0.004
	Blue	10	ZBV016	0.002/0.004
	Clear	10	ZBV017	0.002/0.004

(1) Boots for multiple-headed pushbuttons, see page 41.


(2) Permissible panel thickness 1 to 5 mm/0.039 to 0.197 in., cannot be used with legend holders.

PG113818



ZBV0153

PG113819

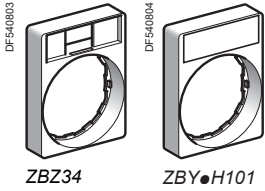


ZBV016

Control and signaling units

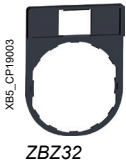
Harmony XB4 metal

Diameter 22 mm 8 x 27 mm legends with 30 x 40 mm legend holders



30 x 40 mm legend holders (flush mounting with bezel) for 8 x 27 mm legends (1)						
Description	Legend		Sold in lots of	Unit reference		Weight kg/lb
	Background color	Marking				
Without legend	-	-	10	ZBZ34	-	0.003/0.007
With blank legend	Black or red	-	10	ZBY2H101	-	0.004/0.009
	White or yellow	-	10	ZBY4H101	-	0.004/0.009

Standard 30 x 40 mm legend holders for 8 x 27 mm legends (1)						
Description	Legend		Sold in lots of	Unit reference		Weight kg/lb
	Color	Marking		For black bezel	For gray bezel (4)	
Without legend	-	-	10	ZBZ32	ZBZ32C0	0.001/0.002
With blank legend (for engraving)	Black or red	-	10	ZBY2101	ZBY2101C0	0.002/0.004
	White or yellow	-	10	ZBY4101	ZBY4101C0	0.002/0.004
With 8 x 27 mm/ 0.315 x 1.063 in. legend (with international marking)	Black or red (2)	I	10	ZBY2147	-	0.002/0.004
		O-I	10	ZBY2178	ZBY2178C0	0.002/0.004
		I-II	10	ZBY2179	-	0.002/0.004
		I-O-II	10	ZBY2186	ZBY2186C0	0.002/0.004
		STOP	10	ZBY2304	ZBY2304C0	0.002/0.004
With 8 x 27 mm/ 0.315 x 1.063 in. legend (with French language marking)	Black or red (2)	ARRET (red background)	10	ZBY2104	ZBY2104C0	0.002/0.004
		ARRET-MARCHE	10	ZBY2166	ZBY2166C0	0.002/0.004
		AUTO-MAIN	10	ZBY2164	-	0.002/0.004
		AUTO-O-MAIN	10	ZBY2185	-	0.002/0.004
		DEFAUT (black background)	10	ZBY2134	-	0.002/0.004
		DEFAUT (red background)	10	ZBY2135	-	0.002/0.004
		DESCENTE	10	ZBY2108	-	0.002/0.004
		ENCLenchement	10	ZBY2131	-	0.002/0.004
		EN SERVICE	10	ZBY2111	-	0.002/0.004
		FERMETURE	10	ZBY2114	-	0.002/0.004
		MARCHE	10	ZBY2103	ZBY2103C0	0.002/0.004
		MONTEE	10	ZBY2107	-	0.002/0.004
		Ouverture	10	ZBY2113	-	0.002/0.004
		REARMEment (red background)	10	ZBY2123	-	0.002/0.004
		REARMEment (black background)	10	ZBY0123	-	0.002/0.004
SOUS TENSION	10	ZBY2126	-	0.002/0.004		
Red	ARRET D'URGENCE	10	ZBY2130 (3)	-	0.002/0.004	



(1) For legends, see page 74.

(2) "Start" functions: white letters on black background. "Stop" functions: white letters on red background (unless otherwise specified above).

(3) For compliance with standard EN/ISO 13850, paragraph 4.4.6, the Emergency Stop function logo (E) has been added.

(4) To add customized markings on these references using the web customization tool, see page 5.

Control and signaling units

Harmony XB4 metal

Diameter 22 mm 8 x 27 mm legends with 30 x 40 mm legend holders



ZBY2303



ZBY2228

Standard 30 x 40 mm legend holders with 8 x 27 mm legends (continued)						
Description	Legend		Sold in lots of	Reference		Weight kg/lb
	Color	Marking		For black bezel	For gray bezel (3)	
With legend (with English language marking)	Black or red background (1)	AUTO-HAND	10	ZBY2364	–	0.002/0.004
		AUTO-O-HAND	10	ZBY2385	–	0.002/0.004
		CLOSE	10	ZBY2314	–	0.002/0.004
		FORWARD	10	ZBY2305	–	0.002/0.004
		OFF	10	ZBY2312	–	0.002/0.004
		OFF-ON	10	ZBY2367	ZBY2367C0	0.002/0.004
		ON	10	ZBY2311	–	0.002/0.004
		OPEN	10	ZBY2313	–	0.002/0.004
		POWER ON	10	ZBY2326	–	0.002/0.004
		RESET (red background)	10	ZBY2323	–	0.002/0.004
		RESET (black background)	10	ZBY2322	–	0.002/0.004
		REVERSE	10	ZBY2306	–	0.002/0.004
		RUN	10	ZBY2334	–	0.002/0.004
		START	10	ZBY2303	ZBY2303C0	0.002/0.004
		STOP-START	10	ZBY2366	–	0.002/0.004
	Red background	EMERGENCY STOP	10	ZBY2330 (2)	–	0.002/0.004
With legend (with German language marking)	Black or red background (1)	AUTO-HAND	10	ZBY2364	–	0.002/0.004
		AUTO-O-HAND	10	ZBY2385	–	0.002/0.004

(1) "Start" functions: white letters on black background. "Stop" functions: white letters on red background (unless otherwise specified above).

(2) For compliance with standard EN/ISO 13850, paragraph 4.4.6, the Emergency Stop function logo  has been added.

(3) To add customized markings on these references using the web customization tool, see [page 5](#).

Standard 30 x 40 mm legend plates

Description	Marking (2)	Sold in lots of	Unit Reference		Weight kg/lb
			For black bezel	For gray bezel (1)	
Legend plate, plastic					
	-	10	ZBYP2101	ZBYP2101C0	0.001/0.002
	O-I	10	ZBYP2178	ZBYP2178C0	0.001/0.002
	STOP	10	ZBYP2304	ZBYP2304C0	0.001/0.002
	START	10	ZBYP2303	ZBYP2303C0	0.001/0.002
	MARCHE	10	ZBYP2103	ZBYP2103C0	0.001/0.002
	I-O-II	10	ZBYP2186	ZBYP2186C0	0.001/0.002
	OFF-ON	10	ZBYP2367	ZBYP2367C0	0.001/0.002
	ARRET-MARCHE	10	ZBYP2166	ZBYP2166C0	0.001/0.002
	ARRET	10	ZBYP2104	ZBYP2104C0	0.001/0.002
Legend plate, metal					
	-	10	ZBYM2101	-	0.004/0.009
	O-I	10	ZBYM2178	-	0.004/0.009
	STOP	10	ZBYM2304	-	0.004/0.009
	START	10	ZBYM2303	-	0.004/0.009
	MARCHE	10	ZBYM2103	-	0.004/0.009
	I-O-II	10	ZBYM2186	-	0.004/0.009
	OFF-ON	10	ZBYM2367	-	0.004/0.009
	ARRET-MARCHE	10	ZBYM2166	-	0.004/0.009
	ARRET	10	ZBYM2104	-	0.004/0.009



ZBYP2101

XB5_CP19019



ZBYM2303

XB5_CP19023

(1) To add customized markings on these references through web customization tool, see [page 5](#).

(2) Black marking for metal references, white marking for standard references.

Control and signaling units

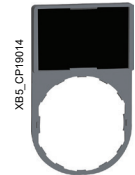
Harmony XB4 metal

Diameter 22 mm Legend holders for 18 x 27 mm legends

18 x 27 mm legends for engraving



ZBZ33



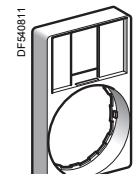
ZBY6101



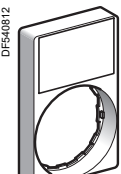
ZBYP6101



ZBYM6101



ZBZ35



ZBY6H10

Standard 30 x 50 mm legend holders for 18 x 27 mm legends

Description	Background color	Sold in lots of	Unit reference		Weight kg/lb
			For black bezel	For gray bezel (1)	
Without legend	–	10	ZBZ33	ZBZ33C0	0.001/0.002
With blank legend	Black or red	10	ZBY6101	ZBY6101C0	0.002/0.004
	White or yellow	10	ZBY6102	ZBY6102C0	0.002/0.004

30 x 50 mm legend holder (flush mounting with bezel) for 18 x 27 mm legends

Description	Background color	Sold in lots of	Unit reference		Weight kg/lb
			For black bezel	For gray bezel (1)	
Without legend	–	10	ZBZ35	–	0.003/0.007
With blank legend	Black or red	10	ZBY6H101	–	0.004/0.009
	White or yellow	10	ZBY6H102	–	0.004/0.009

30 x 50 mm legend plates

Description	Sold in lots of	Unit reference		Weight kg/lb
		For black bezel	For gray bezel (1)	
Legend plate, plastic	10	ZBYP6101	ZBYP6101C0	0.001/0.002
Legend plate, metal	10	ZBYM6101	–	0.006/0.013

18 x 27 mm legends for engraving for 30 x 50 mm legend holders

Description	Language	Marking	Sold in lots of	Unit reference		Weight kg/lb
				For black bezel	For gray bezel (1)	
Black or red background	–	Without	10	ZBY5101	–	0.001/0.002
White or yellow background	–	Without	10	ZBY5102	–	0.001/0.002

18 x 27 mm legends for engraving for 30 x 50 mm legend holders

Description	For use with	Sold in lots of	Unit reference		Weight kg/lb
			For black bezel	For gray bezel (1)	
Sheet of 40 18 x 27 mm/ 0.709 x 1.063 in. legends	30 x 50 mm/ 1.181 x 1.968 in. legend holder ZBZ33 and ZBZ35	10	ZBY5100	–	0.044/0.097

(1) To add customized markings on these references using the web customization tool, see page 5.

8 x 27 mm marked legends for 30 x 40 mm legend holders ZBZ32 and ZBZ34

Language	Background color	Marking	Sold in lots of	Reference	Weight kg/lb
Without	Black or red	–	10	ZBY0101 (3)	0.001/0.002
	White or yellow	–	10	ZBY0102 (3)	0.001/0.002
International	Black or red (1)	O-I	10	ZBY02178	0.001/0.002
		STOP	10	ZBY02304	0.001/0.002
French	Black or red (1)	AUTO-O-MAIN	10	ZBY02185	0.001/0.002
		MARCHE	10	ZBY02103	0.001/0.002
		SOUS TENSION	10	ZBY02126	0.001/0.002



ZBY0101




ZBY02304

Sheets of peel-off legends (with backing board and protective transparent cover)

Description	For use with	Sold in lots of	Unit reference	Weight kg/lb
Sheet of 76 legends Ø 8 x 27 mm/ 0.315 x 1.063 in.	Ø 30 x 40 mm/1.181 x 1.575 in. legend holder ZBZ32 and ZBZ34	10	ZBY4100	0.043/0.095

814309



ZBY4100

(1) "Start" functions: white letters on black background. "Stop" functions: white letters on red background (unless otherwise specified above)

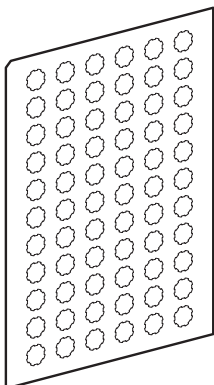
(2) To add customized markings on these references using the web customization tool, see [page 5](#).

Control and signaling units

Harmony XB4 metal

Diameter 22 mm legends for insertion, printing, or pre-printed

DF540813



ZBY1101

Legends for XB5A pushbuttons, illuminated pushbuttons, and pilot lights

Description	Language	Marking	Sold in lots of	Unit reference	Weight kg/lb
Sheets of 66 circular peel-off, transparent, self-adhesive legends	–	Without	10	ZBY1101	0.017/0.037
Strips of 66 circular peel-off, transparent, self-adhesive legends	International	I	10	ZBY1147	0.017/0.037

Control and signaling units

Harmony XB4, metal

Diameter 22 mm accessories for pushbuttons



ZB4SZ3



ZBSP2

Other accessories (continued)

Description	For use with	Color	Sold in lots of	Unit reference	Weight kg/lb
Metal circular blanking plug (1)	Ø 22 mm/0.866 in. control and signaling units	Chromium plated	10	ZB4SZ3	0.023/0.051
		Black	10	ZB4SZ37	0.023/0.051
Plastic blanking plug (with fixing nut)	Ø 22 mm/0.866 in. control and signaling units	Black	10	ZB5SZ3	0.009/0.020
Liquid spray protective washer to be fitted under the head	Ø 22 mm/0.866 in. control and signaling units	Chromium plated	10	ZB4BZ007	0.010/0.022
		Black	10	ZB4BZ0077	0.010/0.022
Plastic protection cover IP65/IP67	Ø 22 mm/0.866 in. USB and RJ45 ports	Black	10	ZBSP1	0.002/0.004
Rigid plastic protection cover IP65/IP67	Ø 22 mm/0.866 in. USB and RJ45 ports	Transparent	1	ZBSP2	0.006/0.013
Metal protection cover IP65/IP67/IP69K	Ø 22 mm/0.866 in. USB and RJ45 ports	Silver	1	ZBSP3	0.010/0.022
Adapter (Ø 30 to Ø 22 mm/1.181 to 0.866 in. reducer)	All pushbuttons	Chromium plated	1	ZB4BZ012	0.023/0.051

(1) Body/fixing collar ZB4BZ009 required for mounting to be ordered separately (see page 103).



ZB4FBZ014

XB4_CP19538



ZB4FBZ100

PF151500C



ZB4BZ021

Other accessories (continued)

Description	For use with	Color	Sold in lots of	Unit reference	Weight kg/lb
Flush mounted metal circular blanking plug	Ø 30 mm/1.181 in. flush mounted control and signaling units	Chromium plated	10	ZB4FSZ3	0.070/0.154
Metal ring for flush mounted Ø 30 mm/1.181 in. NEMA hole	Ø 30 mm/1.181 in. flush mounted control and signaling units	Chromium plated	10	ZB4FBZ014	0.012/0.027
	Ø 30 mm/1.181 in. flush mounted control and signaling units	Chromium plated	10	ZB4FBZ007	0.003/0.006
Earth plate	Ø 30 mm/1.181 in. flush mounted control and signaling units	Chromium plated	10	ZB4FBZ100	0.007/0.0160
Spacer for metal flush offer	Ø 30 mm/1.181 in. flush mounted control and signaling units		10	ZB4FBZ010	0.003/0.006
Ø 30 mm/1.181 in. flush mounting kit for pushbuttons and pilot lights	ZB4B● pushbutton with head mounted flush with bezel	Chromium plated	1	ZB4BZ021	0.019/0.042
Ø 30 mm/1.181 in. flush mounting kit for selector switches and illuminated pushbuttons	ZB4B● pushbutton with head mounted flush with bezel	Chromium plated	1	ZB4BZ022	0.021/0.046
Ø 30 mm/1.181 in. flush mounting kit for pushbuttons and pilot lights	ZB4B● pushbutton with head mounted flush with bezel	Metal black	1	ZB4BZ0217	0.019/0.042
Ø 30 mm/1.181 in. flush mounting kit for selector switches and illuminated pushbuttons	ZB4B● pushbutton with head mounted flush with bezel	Metal black	1	ZB4BZ0227	0.021/0.046
Adapter (Ø 30 to Ø 22 mm/1.181 to 0.866 in. reducer)	All pushbuttons	Chromium plated	1	ZB4BZ012	0.023/0.051

(1) Body/fixing collar [ZB4BZ009](#) required for mounting to be ordered separately (see [page 103](#)).


Harmony XB4, Metal Flush mounted, Ø 30 mm


Control and signaling units

Harmony XB4, metal


Diameter 30 mm flush mounted spring return pushbuttons, unmarked

Flush mounted pushbuttons with flush push for Ø 30 mm ^{(1) (2)}							
Screw clamp terminal connections (Schneider Electric anti-loosening system)							
Shape of head	Type of push	Type of contact		Marking on bezel Text (color)	Color of push	Reference	Weight kg/lb
		NO	NC				

Complete units							
	Flush	1	-		White	ZB4FA11 (ZB4BZ101 + ZB4FA1)	0.080/0.176
					Black	ZB4FA21 (ZB4BZ101 + ZB4FA2)	0.080/0.176
					Green	ZB4FA31 (ZB4BZ101 + ZB4FA3)	0.080/0.176
					Yellow	ZB4FA51 (ZB4BZ101 + ZB4FA5)	0.080/0.176
					Blue	ZB4FA61 (ZB4BZ101 + ZB4FA6)	0.080/0.176
					Red	ZB4FA42 (ZB4BZ102 + ZB4FA4)	0.080/0.176
		-	1				


Heads only							
	Without cap (3)				-	ZB4FA0	0.028/0.062
	Flush, with set of 6 colored caps				6 colors (4)	ZB4FA9	0.038/0.084
	Flush				White	ZB4FA1	0.029/0.064
					Black	ZB4FA2	0.029/0.064
					Green	ZB4FA3	0.029/0.064
					Red	ZB4FA4	0.029/0.064
					Yellow	ZB4FA5	0.029/0.064
					Blue	ZB4FA6	0.029/0.064
					Gray	ZB4FA8	0.029/0.064
					White	ZB4FA18	0.028/0.062
					Green	ZB4FA38	0.028/0.062
					Red	ZB4FA48	0.028/0.062
	Flush with transparent cap for insertion of legend (5)				Yellow	ZB4FA58	0.028/0.062
					Blue	ZB4FA68	0.028/0.062

UN
Universal
for all color heads

Heads only with marked bezel							
	Flush			"START" (Black)	Green	ZB4FA3M33	0.029/0.064

Pushbuttons with recessed push (1)

High guard

Shape of head	Type of push		Color	Reference	Weight kg/lb
	Recessed (high guard)		White	ZB4FA16 (2)	0.034/0.075
			Black	ZB4FA26 (2)	0.034/0.075
			Green	ZB4FA36 (2)	0.034/0.075
			Red	ZB4FA46 (2)	0.034/0.075
			Yellow	ZB4FA56	0.034/0.075
			Blue	ZB4FA66	0.034/0.075

(1) For recommended maximum number of contacts constituting the body (fixing collar and contact) associated with the head, see page 28 and 29.

(2) To add customized markings on these references using the web customization tool, see page 5.

(3) Colored cap to be ordered separately; see page 94.


(4) Head supplied with 6 different colored caps (white, black, green, red, yellow, and blue) not fitted.

(5) For legend ordering information, see page 97.

Control and signaling units

Harmony XB4, metal


Diameter 30 mm flush mounted spring return pushbuttons, unmarked



XB4FL42



ZB4FL1



ZB4FL4M34

Flush mounted pushbuttons with projecting push for Ø 30 mm ⁽¹⁾ ⁽²⁾							
Screw clamp terminal connections (Schneider Electric anti-loosening system)							
Shape of head	Type of push	Type of contact		Marking on bezel Text (color)	Color of push	Reference	Weight kg/lb
		NO	NC				

Complete units							
	Projecting	-	1	-	Red	ZB4FL42 (ZB4BZ102 + ZB4FL4)	0.081/0.179

Heads only							
	Projecting				White	ZB4FL1	0.030/0.066
					Black	ZB4FL2	0.030/0.066
					Green	ZB4FL3	0.030/0.066
					Red	ZB4FL4	0.030/0.066
					Yellow	ZB4FL5	0.030/0.066
					Blue	ZB4FL6	0.030/0.066

Heads only with marked bezel							
	Projecting			"STOP" (Black)	Red	ZB4FL4M34	0.030/0.066


(1) For recommended maximum number of contacts constituting the body (fixing collar and contact) associated with the head, see [page 28](#) and [29](#).

(2) To add customized markings on these references using the web customization tool, see [page 5](#).


Control and signaling units

Harmony XB4, metal


Diameter 30 mm flush mounted spring return pushbuttons, with marking



XB4FA4322



ZB4FA331



XB4FA334



ZB4FL432

Flush mounted pushbuttons with flush or projecting push for Ø 30 mm ⁽¹⁾								
Screw clamp terminal connections (Schneider Electric anti-loosening system)								
Shape of head	Type of push	Type of contact		Marking Text (color)	Color of push	Reference	Weight kg/lb	
		N/O	N/C					
Complete units ⁽²⁾								
	Flush	1	–	"I" (White)	Green	XB4FA3311 (ZB4BZ101 + ZB4FA331)	0.080/0.176	
	Flush	–	1	"O" (White)	Red	XB4FA4322 (ZB4BZ102 + ZB4FA432)	0.080/0.176	
	Projecting	1	1	"O" (White)	Red	XB4FL4325 (ZB4BZ105 + ZB4FL432)	0.080/0.176	
	Flush (3)	1	–	↑ (Black)	White	XB4FA3341 (ZB4BZ101 + ZB4FA334)	0.080/0.176	
	Flush (3)	1	–	↓ (White)	Black	XB4FA3351 (ZB4BZ101 + ZB4FA335)	0.080/0.176	
Heads only								
	Flush			"I" (White)	Green	ZB4FA331 (2)	0.029/0.064	
				"I" (Black)	White	ZB4FA131 (2)	0.029/0.064	
				"II" (White)	Green	ZB4FA336	0.029/0.064	
				"II" (Black)	White	ZB4FA136	0.029/0.064	
				"START" (white)	Green	ZB4FA333 (2)	0.029/0.064	
				"START" (Black)	White	ZB4FA133	0.029/0.064	
				"ON" (White)	Green	ZB4FA341	0.029/0.064	
				"ON" (Black)	White	ZB4FA141	0.029/0.064	
				"MARCHE" (White)	Green	ZB4FA342	0.029/0.064	
				"MARCHE" (Black)	White	ZB4FA142	0.029/0.064	
					(White)	Black	ZB4FA245	0.029/0.064
					(Black)	White	ZB4FA145	0.029/0.064
				"O" (White)	Red	ZB4FA432 (2)	0.029/0.064	
					Black	ZB4FA232 (2)	0.029/0.064	
				"ARRET" (White)	Red	ZB4FA433	0.029/0.064	
					Black	ZB4FA233	0.029/0.064	
				"STOP" (White)	Red	ZB4FA434 (2)	0.029/0.064	
					Black	ZB4FA234	0.029/0.064	
				"OFF" (White)	Red	ZB4FA435	0.029/0.064	
					Black	ZB4FA235	0.029/0.064	
				↑ (Black) (3)	White	ZB4FA334 (2)	0.029/0.064	
				↓ (White) (3)	Black	ZB4FA335 (2)	0.029/0.064	
		Projecting			"O" (White)	Red	ZB4FL432 (2)	0.030/0.066
						Black	ZB4FL232 (2)	0.030/0.066
			"ARRET" (White)	Red	ZB4FL433	0.030/0.066		
				Black	ZB4FL233	0.030/0.066		
			"STOP" (White)	Red	ZB4FL434 (2)	0.030/0.066		
				Black	ZB4FL234	0.030/0.066		
			"OFF" (White)	Red	ZB4FL435	0.030/0.066		
				Black	ZB4FL235	0.030/0.066		

(1) For recommended maximum number of contacts constituting the body (fixing collar and contact) associated with the head, see page 28 and 29.


(2) To add customized markings on these references using the web customization tool, see page 5.

(3) Product supplied with cap not attached, allowing orientation through 360° in 90° steps.

Control and signaling units

Harmony XB4, metal

Diameter 30 mm flush mounted illuminated pushbuttons, spring return, with Universal LED



XB4FW33B5



XB4FW34G5



Flush mounted illuminated pushbuttons with flush push for Ø 30 mm ⁽¹⁾ ⁽²⁾							
Screw clamp terminal connections (Schneider Electric anti-loosening system)							
Shape of head	Description	Type of contact		Supply voltage V	Color of push	Reference	Weight kg/lb
		NO	NC				

Complete units - With plain lens

	Universal LED	1	1	24 ~ 50/60 Hz	White	XB4FW31B5 (ZB4BW0B15 + ZB4FW313)	0.097/0.214
					Green	XB4FW33B5 (ZB4BW0B15 + ZB4FW333)	0.097/0.214
					Red	XB4FW34B5 (ZB4BW0B15 + ZB4FW343)	0.097/0.214
					Orange	XB4FW35B5 (ZB4BW0B15 + ZB4FW353)	0.097/0.214
					Blue	XB4FW36B5 (ZB4BW0B15 + ZB4FW363)	0.097/0.214
					110...120 ~ 50/60 Hz	White	XB4FW31G5 (ZB4BW0G15 + ZB4FW313)
				Green	XB4FW33G5 (ZB4BW0G15 + ZB4FW333)	0.097/0.214	
				Red	XB4FW34G5 (ZB4BW0G15 + ZB4FW343)	0.097/0.214	
				Orange	XB4FW35G5 (ZB4BW0G15 + ZB4FW353)	0.097/0.214	
				Blue	XB4FW36G5 (ZB4BW0G15 + ZB4FW363)	0.097/0.214	
				230...240 ~ 50/60 Hz	White	XB4FW31M5 (ZB4BW0M15 + ZB4FW313)	0.097/0.214
				Green	XB4FW33M5 (ZB4BW0M15 + ZB4FW333)	0.097/0.214	
				Red	XB4FW34M5 (ZB4BW0M15 + ZB4FW343)	0.097/0.214	
				Orange	XB4FW35M5 (ZB4BW0M15 + ZB4FW353)	0.097/0.214	
				Blue	XB4FW36M5 (ZB4BW0M15 + ZB4FW363)	0.097/0.214	

(1) For recommended maximum number of contacts constituting the body (fixing collar and contact) associated with the head, see [page 28](#) and [29](#).

(2) To add customized markings on these references using the web customization tool, see [page 5](#).


Control and signaling units

Harmony XB4, metal

Diameter 30 mm flush mounted illuminated pushbuttons, spring return, with Universal LED



ZB4FW333



ZB4FW983

Flush mounted illuminated pushbuttons with flush push for Ø 30 mm ⁽¹⁾				
Shape of head	Type of push	Color	Reference	Weight kg/lb
Heads only ⁽²⁾ - With plain lens				
	Flush ⁽³⁾	White	ZB4FW313	0.026/0.057
		Green	ZB4FW333	0.026/0.057
		Red	ZB4FW343	0.026/0.057
		Orange	ZB4FW353	0.026/0.057
		Blue	ZB4FW363	0.026/0.057
		Yellow	ZB4FW383	0.026/0.057
	Flush with illuminated ring	White	ZB4FW913	0.026/0.057
		Green	ZB4FW933	0.026/0.057
		Red	ZB4FW943	0.026/0.057
		Orange	ZB4FW953	0.026/0.057
		Blue	ZB4FW963	0.026/0.057
		Yellow	ZB4FW983	0.026/0.057
	Flush for insertion of legend ⁽⁴⁾ ⁽³⁾ (IP69K)	White	ZB4FA18	0.028/0.062
		Green	ZB4FA38	0.028/0.062
		Red	ZB4FA48	0.028/0.062
		Orange	ZB4FA58	0.028/0.062
		Blue	ZB4FA68	0.028/0.062
		Yellow	ZB4FA88	0.028/0.062

(1) For recommended maximum number of contacts constituting the body (fixing collar and contact) associated with the head, see [page 28](#) and [29](#).

(2) For use with bodies comprising a light source with universal light block only.

(3) To add customized markings on these references using the web customization tool, see [page 5](#).

(4) For legend ordering information, see [page 97](#).

Control and signaling units

Harmony XB4, metal


Diameter 30 mm flush mounted illuminated pushbuttons, spring return, with universal light block

XB4_632_CPMFS182033



ZB4FW113



Flush mounted illuminated pushbuttons with projecting push for Ø 30 mm ^{(1) (2)}				
Shape of head	Type of push	Color	Reference	Weight kg/lb
Heads only (3) - With plain lens				
	Projecting	White	ZB4FW113	0.029/0.064
		Green	ZB4FW133	0.029/0.064
		Red	ZB4FW143	0.029/0.064
		Orange	ZB4FW153	0.029/0.064
		Blue	ZB4FW163	0.029/0.064
		Yellow	ZB4FW183	0.029/0.064

(1) For recommended maximum number of contacts constituting the body (fixing collar and contact) associated with the head, see [page 28](#) and [29](#).

(2) To add customized markings on these references using the web customization tool, see [page 5](#).

(3) For use with bodies comprising a light source with universal light block only.

Control and signaling units



Harmony XB4, metal

Diameter 30 mm flush mounted pushbuttons, push-push

XB4_632_CPMFS18254




ZB4FH02

Flush mounted pushbuttons with flush push for Ø 30 mm ⁽¹⁾				
Shape of head	Type of push	Color of push	Reference	Weight kg/lb
Heads only				
	Without cap ⁽²⁾	–	ZB4FH0	0.028/0.062
	Flush ⁽³⁾	White	ZB4FH01	0.029/0.064
		Black	ZB4FH02	0.029/0.064
		Green	ZB4FH03	0.029/0.064
		Red	ZB4FH04	0.029/0.064
		Yellow	ZB4FH05	0.029/0.064
		Blue	ZB4FH06	0.029/0.064

XB4_632_CPMFS18256



ZB4FH6

Flush mounted pushbuttons with projecting push for Ø 30 mm ⁽¹⁾ ⁽³⁾				
Shape of head	Type of push	Color of push	Reference	Weight kg/lb
Heads only				
	Projecting	White	ZB4FH1	0.029/0.064
		Black	ZB4FH2	0.029/0.064
		Green	ZB4FH3	0.029/0.064
		Red	ZB4FH4	0.029/0.064
		Yellow	ZB4FH5	0.029/0.064
		Blue	ZB4FH6	0.029/0.064

(1) For recommended maximum number of contacts constituting the body (fixing collar and contact) associated with the head, see [page 28](#) and [29](#).


(2) Caps to be ordered separately (see [page 94](#)).

(3) To add customized markings on these references using the web customization tool, see [page 5](#).


Control and signaling units

Harmony XB4, metal


Diameter 30 mm flush mounted illuminated pushbuttons, push-push, with Universal LED



ZB4FH033



ZB4FH083



ZB4FH63

Flush mounted illuminated pushbuttons with flush push for Ø 30 mm (1) (2)

Shape of head	Type of push	Color of lens	Reference	Weight kg/lb
Heads only (3)				
	Flush	White	ZB4FH013	0.026/0.057
		Green	ZB4FH033	0.026/0.057
		Red	ZB4FH043	0.026/0.057
		Orange	ZB4FH053	0.026/0.057
		Blue	ZB4FH063	0.026/0.057
		Yellow	ZB4FH083	0.026/0.057

UN
Universal
for all color heads

Flush mounted illuminated pushbuttons with projecting push for Ø 30 mm (1) (2)

Shape of head	Type of push	Color of lens	Reference	Weight kg/lb
Heads only (3)				
	Projecting	White	ZB4FH13	0.026/0.057
		Green	ZB4FH33	0.026/0.057
		Red	ZB4FH43	0.026/0.057
		Orange	ZB4FH53	0.026/0.057
		Blue	ZB4FH63	0.026/0.057
		Yellow	ZB4FH83	0.026/0.057

UN
Universal
for all color heads

(1) For recommended maximum number of contacts constituting the body (fixing collar and contact) associated with the head, see page 28 and 29.

(2) To add customized markings on these references using the web customization tool, see page 5.

(3) For use with bodies comprising a light source with Universal LED only.

Control and signaling units

Harmony XB4, metal

Diameter 30 mm flush mounted selector switches with standard handle



XB4FD33



ZB4FD4



ZB4FD2M178

Flush mounted selector switches with standard handle for Ø 30 mm ⁽¹⁾ Screw clamp terminal connections (Schneider Electric anti-loosening system)

Shape of head	Type of operator	Type of contact	Marking on bezel	Positions	Reference	Weight kg/lb
			Text (color)	Number Type		
		NO	NC			

Complete units ⁽²⁾								
	Standard handle, black	1	–	–	2-position 90°	Stay put	ZB4FD21 (ZB4BZ101 + ZB4FD2)	0.095/0.209
		1	–	–		Spring return from right to left	ZB4FD41 (ZB4BZ101 + ZB4FD4)	0.100/0.220
		1	1	–		Stay put	ZB4FD25 (ZB4BZ105 + ZB4FD2)	0.095/0.209
		2	–	–	3-position ± 45°	Stay put	ZB4FD33 (ZB4BZ103 + ZB4FD3)	0.095/0.209
						Spring return to center	ZB4FD53 (ZB4BZ103 + ZB4FD5)	0.095/0.209

Heads only ⁽²⁾								
	Standard handle, black	–	–	–	2-position 90°	Stay put	ZB4FD2	0.040/0.088
						Spring return from right to left	ZB4FD4	0.045/0.099
					3-position ± 45°	Stay put	ZB4FD3	0.040/0.088
						Spring return to center	ZB4FD5	0.040/0.088
						Spring return from left to center	ZB4FD7	0.040/0.088
					Spring return from right to center	ZB4FD8	0.040/0.088	

Heads only with marked bezel							
	Standard handle, black (3)		"O" and "I"	2-position 90°	Stay put	ZB4FD2M178	0.040/0.088

Heads only with other colored handles							
	Standard handle, white					Add suffix 01 to the reference, example: ZB4FD201	
	Standard handle, green					Add suffix 03 to the reference, example: ZB4FD203	
	Standard handle, red					Add suffix 04 to the reference, example: ZB4FD204	
	Standard handle, yellow					Add suffix 05 to the reference, example: ZB4FD205	
	Standard handle, blue					Add suffix 06 to the reference, example: ZB4FD206	

(1) For recommended maximum number of contacts and sequence of contacts constituting the body (fixing collar + contact) associated with the head, see [page 28](#) and [29](#).












(2) To add customized markings on these references using the web customization tool, see [page 5](#).

(3) The symbol indicates the padlocking positions.

Control and signaling units

Harmony XB4, metal

Diameter 30 mm flush mounted selector switches with long handle: normal and padlockable

Flush mounted selector switches with long handle for Ø 30 mm ⁽¹⁾								
Screw clamp terminal connections (Schneider Electric anti-loosening system)								
Shape of head	Type of operator	Type of contact		Positions		Reference	Weight kg/lb	
		NO	NC	Number	Type			
Complete units ⁽²⁾								
	Long handle, black	1	-	2-position	Stay put	 XB4FJ21 (ZB4BZ101 + ZB4FJ2)	0.096/0.212	
				90°				
				2		3-position	Stay put	 XB4FJ33 (ZB4BZ103 + ZB4FJ3)
		± 45°						
					Spring return to center	 XB4FJ53 (ZB4BZ103 + ZB4FJ5)	0.096/0.212	
Heads only								
	Long handle, black			2-position	Stay put	 ZB4FJ2	0.040/0.088	
				90°				
						Spring return from right to left	 ZB4FJ4	0.045/0.099
				3-position	Stay put	 ZB4FJ3	0.040/0.088	
				± 45°				
						Spring return to center	 ZB4FJ5	0.040/0.088
		Spring return from left to center	 ZB4FJ7	0.040/0.088				
		Spring return from right to center	 ZB4FJ8	0.040/0.088				



(1) For recommended maximum number of contacts and sequence of contacts constituting the body (fixing collar + contact) associated with the head, see [page 28](#) and [29](#).

(2) To add customized markings on these references using the web customization tool, see [page 5](#).

Control and signaling units







Harmony XB4, metal

Diameter 30 mm flush mounted key switches with key 455



















Flush mounted key switches for Ø 30 mm ^{(1) (2)} Screw clamp terminal connections (Schneider Electric anti-loosening system)

Shape of head	Type of operator	Type of contact		Positions		Reference	Weight kg/lb
		NO	NC	Number	Type		


Complete units ⁽⁴⁾

	Key switch with key 455	1	-	2-position 90°	Stay put	 XB4FG21 (ZB4BZ101 + ZB4FG2)	0.153/0.337
						 XB4FG41 (ZB4BZ101 + ZB4FG4)	0.153/0.337
				Spring return to left	 XB4FG61 (ZB4BZ101 + ZB4FG6)	0.153/0.337	
		2	-	3-position ± 45°	Stay put	 XB4FG03 (ZB4BZ103 + ZB4FG0)	0.153/0.337
	 XB4FG33 (ZB4BZ103 + ZB4FG3)				0.153/0.337		

Heads only

	Key switch with key 455 ⁽³⁾			2-position 90°	Stay put	 ZB4FG2 ⁽⁴⁾	0.098/0.216	
						 ZB4FG02 ⁽⁴⁾	0.098/0.216	
						 ZB4FG4 ⁽⁴⁾	0.098/0.216	
						Spring return from right to left	 ZB4FG6 ⁽⁴⁾	0.098/0.216
				3-position ± 45°	Stay put	 ZB4FG0 ⁽⁴⁾	0.098/0.216	
						 ZB4FG03	0.098/0.216	
						 ZB4FG04	0.098/0.216	
						 ZB4FG3 ⁽⁴⁾	0.098/0.216	
						 ZB4FG5	0.098/0.216	
						 ZB4FG9 ⁽⁴⁾	0.098/0.216	
						 ZB4FG09	0.098/0.216	
						Spring return from left to center	 ZB4FG1	0.098/0.216
							 ZB4FG01	0.098/0.216
				 ZB4FG7 ⁽⁴⁾	0.098/0.216			
				Spring return from right to center	 ZB4FG8 ⁽⁴⁾	0.098/0.216		
 ZB4FG05 ⁽⁴⁾	0.098/0.216							
 ZB4FG08 ⁽⁴⁾	0.098/0.216							

(1) For recommended maximum number of contacts and sequence of contacts constituting the body (fixing collar + contact) associated with the head, see [page 28](#) and [29](#).

(2) The symbol  indicates key withdrawal position(s).

(3) For specific keys, please contact our Customer Care Center.

(4) To add customized markings on these references using the web customization tool, see [page 5](#).

Control and signaling units

Harmony XB4, metal

Diameter 30 mm key switches







Flush mounted selector switches with knurled knob

XB4_632_CPMF516252



ZB4FD29

Selector switches with knurled knob (1)

Shape of head	Type of operator	Positions			Reference (2)	Weight kg/lb	
		Number	Type				
Heads only							
	Black knurled knob	2-position 90°	Stay put		ZB4FD29	0.043/0.095	
		3-position ± 45°	Stay put		ZB4FD39	0.040/0.088	
				Spring return to center		ZB4FD59	0.040/0.088
				Spring return from left to center		ZB4FD79	0.040/0.088
				Spring return from right to center		ZB4FD89	0.040/0.088

(1) For recommended maximum number of contacts and sequence of contacts constituting the body (fixing collar + contact) associated with the head, see [page 28](#) and [29](#).

(2) To add customized markings on these references using the web customization tool, see [page 5](#).





Control and signaling units

Harmony XB4, metal

Diameter 30 mm flush mounted illuminated selector switches with standard handle, with Universal LED

Flush mounted illuminated selector switches with standard handle, with Universal LED for Ø 30 mm (1)

Screw clamp terminal connections (Schneider Electric anti-loosening system)

Shape of head	Type of operator	Type of contact		Positions Number Type	Supply voltage V	Color of handle	Reference	Weight kg/lb							
		NO	NC												
Complete units															
 <p>XB4_632_CPMIFS182234</p> <p>XB4FK123B5</p>	 	Standard handle	1	1	2-position Stay put 90°	24 ~ (50/60 Hz)	Green	XB4FK123B5 (2) (ZB4BW0B15 + ZB4FK1233)	0.101/0.223						
							Red	XB4FK124B5 (2) (ZB4BW0B15 + ZB4FK1243)	0.101/0.223						
							Orange	XB4FK125B5 (2) (ZB4BW0B15 + ZB4FK1253)	0.101/0.223						
							110...120 ~ (50/60 Hz)	Green	XB4FK123G5 (2) (ZB4BW0G15 + ZB4FK1233)	0.101/0.223					
								Red	XB4FK124G5 (ZB4BW0G15 + ZB4FK1243)	0.101/0.223					
								Orange	XB4FK125G5 (2) (ZB4BW0G15 + ZB4FK1253)	0.101/0.223					
							230...240 ~ (50/60 Hz)	Green	XB4FK123M5 (2) (ZB4BW0M15 + ZB4FK1233)	0.101/0.223					
								Red	XB4FK124M5 (2) (ZB4BW0M15 + ZB4FK1243)	0.101/0.223					
								Orange	XB4FK125M5 (2) (ZB4BW0M15 + ZB4FK1253)	0.101/0.223					
							 <p>XB4_632_CPMIFS18237</p> <p>XB4FK134B5</p>		1	1	3-position Stay put ± 45°	24 ~ (50/60 Hz)	Green	XB4FK133B5 (2) (ZB4BW0B15 + ZB4FK1333)	0.101/0.223
													Red	XB4FK134B5 (ZB4BW0B15 + ZB4FK1343)	0.101/0.223
													Orange	XB4FK135B5 (ZB4BW0B15 + ZB4FK1353)	0.101/0.223
110...120 ~ (50/60 Hz)	Green	XB4FK133G5 (ZB4BW0G15 + ZB4FK1333)	0.101/0.223												
	Red	XB4FK134G5 (ZB4BW0G15 + ZB4FK1343)	0.101/0.223												
	Orange	XB4FK135G5 (ZB4BW0G15 + ZB4FK1353)	0.101/0.223												
230...240 ~ (50/60 Hz)	Green	XB4FK133M5 (2) (ZB4BW0M15 + ZB4FK1333)	0.101/0.223												
	Red	XB4FK134M5 (ZB4BW0M15 + ZB4FK1343)	0.101/0.223												
	Orange	XB4FK135M5 (ZB4BW0M15 + ZB4FK1353)	0.101/0.223												

(1) For recommended maximum number of contacts constituting the body (fixing collar and contact) associated with the head, see page 28 and 29.







(2) To add customized markings on these references using the web customization tool, see page 5.

Control and signaling units

Harmony XB4, metal

Diameter 30 mm flush mounted illuminated selector switches with standard handle, heads only

Flush mounted illuminated selector switches with standard handle, with Universal LED for Ø 30 mm (continued) (1)

Shape of head	Type of operator	Positions		Color of handle	Reference	Weight kg/lb				
		Number	Type							
Heads only (2)										
	Standard handle	2-position	Stay put	90°		White	ZB4FK1213 (3)	0.036/0.079		
						Green	ZB4FK1233 (3)	0.036/0.079		
						Red	ZB4FK1243 (3)	0.036/0.079		
						Orange	ZB4FK1253 (3)	0.036/0.079		
						Blue	ZB4FK1263 (3)	0.036/0.079		
						Yellow	ZB4FK1283 (3)	0.036/0.079		
						Spring return from right to left		White	ZB4FK1413 (3)	0.037/0.082
								Green	ZB4FK1433 (3)	0.037/0.082
								Red	ZB4FK1443 (3)	0.037/0.082
								Orange	ZB4FK1453 (3)	0.037/0.082
								Blue	ZB4FK1463	0.037/0.082
						Yellow		White	ZB4FK1483 (3)	0.037/0.082
								Green	ZB4FK1313 (3)	0.036/0.079
								Red	ZB4FK1333 (3)	0.036/0.079
								Orange	ZB4FK1353 (3)	0.036/0.079
Blue	ZB4FK1363 (3)	0.036/0.079								
Yellow	ZB4FK1383 (3)	0.036/0.079								
Spring return to center		White	ZB4FK1513 (3)	0.036/0.079						
		Green	ZB4FK1533 (3)	0.036/0.079						
		Red	ZB4FK1543 (3)	0.036/0.079						
		Orange	ZB4FK1553 (3)	0.036/0.079						
		Blue	ZB4FK1563 (3)	0.036/0.079						
Yellow	ZB4FK1583 (3)	0.036/0.079								
Spring return from right to center		White	ZB4FK1813 (3)	0.036/0.079						
		Green	ZB4FK1833 (3)	0.036/0.079						
		Red	ZB4FK1843	0.036/0.079						
		Orange	ZB4FK1853 (3)	0.036/0.079						
		Blue	ZB4FK1863	0.036/0.079						
Yellow	ZB4FK1883 (3)	0.036/0.079								
Spring return from left to center		White	ZB4FK1713 (3)	0.036/0.079						
		Green	ZB4FK1733 (3)	0.036/0.079						
		Red	ZB4FK1743 (3)	0.036/0.079						
		Orange	ZB4FK1753 (3)	0.036/0.079						
		Blue	ZB4FK1763	0.036/0.079						
Yellow	ZB4FK1783 (3)	0.036/0.079								

(1) For recommended maximum number of contacts constituting the body (fixing collar and contact) associated with the head, see page 28 and 29.

(2) For use with bodies comprising a light source with universal light block only.

(3) To add customized markings on these references using the web customization tool, see page 5.

XB4_632_CPM/RS18/259

ZB4FK1343



Control and signaling units

Harmony XB4, metal




Diameter 30 mm flush mounted pilot lights with Universal LED

XB4_632_CPMFS18240



XB4FVB5



Flush mounted pilot lights with Universal LED for Ø 30 mm (1)					
Screw clamp terminal connections (Schneider Electric anti-loosening system)					
Shape of head	Supply voltage V	Color	Reference	Weight kg/lb	
Complete units					
■ With plain lens					
	24 ~ (50/60 Hz)	White	XB4FVB1 (ZB4BVB1 + ZB4FV013)	0.080/0.176	
		Green	XB4FVB3 (ZB4BVB1 + ZB4FV033)	0.080/0.176	
		Red	XB4FVB4 (ZB4BVB1 + ZB4FV043)	0.080/0.176	
		Orange	XB4FVB5 (ZB4BVB1 + ZB4FV053)	0.080/0.176	
		Blue	XB4FVB6 (ZB4BVB1 + ZB4FV063)	0.080/0.176	
		110...120 ~ (50/60 Hz)	White	XB4FVG1 (ZB4BVG1 + ZB4FV013)	0.080/0.176
	Green	XB4FVG3 (ZB4BVG1 + ZB4FV033)	0.080/0.176		
	Red	XB4FVG4 (ZB4BVG1 + ZB4FV043)	0.080/0.176		
	Orange	XB4FVG5 (ZB4BVG1 + ZB4FV053)	0.080/0.176		
	Blue	XB4FVG6 (ZB4BVG1 + ZB4FV063)	0.080/0.176		
	230...240 ~ (50/60 Hz)	White	XB4FVM1 (ZB4BVM1 + ZB4FV013)	0.080/0.176	
	Green	XB4FVM3 (ZB4BVM1 + ZB4FV033)	0.080/0.176		
	Red	XB4FVM4 (ZB4BVM1 + ZB4FV043)	0.080/0.176		
	Orange	XB4FVM5 (ZB4BVM1 + ZB4FV053)	0.080/0.176		
	Blue	XB4FVM6 (ZB4BVM1 + ZB4FV063)	0.080/0.176		
	Heads only (2)				
	Shape of head	For use with body comprising light source type	Color of lens	Reference	Weight kg/lb
	■ With plain lens				
	Universal LED only	White	ZB4FV013	0.026/0.057	
		Green	ZB4FV033	0.026/0.057	
		Red	ZB4FV043	0.026/0.057	
		Orange	ZB4FV053	0.026/0.057	
		Blue	ZB4FV063	0.026/0.057	
		Yellow	ZB4FV083	0.026/0.057	
					

(1) To add customized markings on these references using the web customization tool, see [page 5](#).

Control and signaling units

Harmony XB4, metal

Diameter 30 mm accessories for flush mounted heads

Pushbutton caps with markings

XB5_633_CPMF517147



ZBAF331

Pushbutton caps, with markings for flush mounted heads

For use with	Type of push	Marking		Color of cap	Unit reference	Weight kg/lb
		Text	Color			
Plastic pushbuttons						
ZB4FA0 and ZB5FA0 circular pushbutton heads supplied without cap (sold in lots of 10)	Flush	I (1)	White	Green	ZBAF331	0.001/0.002
			Black	White	ZBAF131	0.001/0.002
		II	White	Green	ZBAF336	0.001/0.002
			Black	White	ZBAF136	0.001/0.002
		III	White	Green	ZBAF337	0.001/0.002
			Black	White	ZBAF137	0.001/0.002
		IV	White	Green	ZBAF338	0.001/0.002
			Black	White	ZBAF138	0.001/0.002
		START (1)	White	Green	ZBAF333	0.001/0.002
			Black	White	ZBAF133	0.001/0.002
		ON	White	Green	ZBAF341	0.001/0.002
			Black	White	ZBAF141	0.001/0.002
		MARCHE	White	Green	ZBAF342	0.001/0.002
			Black	White	ZBAF142	0.001/0.002
		UP (1)	Black	White	ZBAF343	0.001/0.002
		DOWN (1)	White	Black	ZBAF344	0.001/0.002
		Ⓣ (1)	White	Black	ZBAF245	0.001/0.002
			Black	White	ZBAF145	0.001/0.002
		↑ (2)	White	Black	ZBAF335	0.001/0.002
			Black	White	ZBAF334	0.001/0.002
		O (1)	White	Red	ZBAF432	0.001/0.002
				Black	ZBAF232	0.001/0.002
		ARRET	White	Red	ZBAF433	0.001/0.002
				Black	ZBAF233	0.001/0.002
STOP (1)	White	Red	ZBAF434	0.001/0.002		
		Black	ZBAF234	0.001/0.002		
OFF	White	Red	ZBAF435	0.001/0.002		
		Black	ZBAF235	0.001/0.002		
R (1)	White	Blue	ZBAF639	0.001/0.002		
+	White	Black	ZBAF2934	0.001/0.002		
-	White	Black	ZBAF2935	0.001/0.002		

(1) Double injection moulded marking.

(2) Can be clipped in at 90° steps, through 360°

Control and signaling units

Harmony XB4 metal

Diameter 30 mm legend holders for flush mounted heads




ZBZF32



ZBYF2101



ZBZF33



ZBYF6101



ZBYFP2101



ZBYFP2303

Standard 40 x 50 mm legend holders for 8 x 27 mm legends - for flush mounted heads

Description	Color	Sold in lots of	Unit reference		Weight kg/lb	
			For black bezel	For gray bezel (2)		
Without legend	–	10	ZBZF32	–	0.001/0.002	
With blank legend (for engraving)	Black or red	10	ZBYF2101	ZBYF2101C0	0.002/0.004	
	White or yellow	10	ZBYF4101	ZBYF4101C0	0.002/0.004	
With 8 x 27 mm/ 0.315 x 1.063 in. legend (with international marking)	Black or red (1) O-I	10	ZBYF2178	ZBYF2178C0	0.003/0.007	
		STOP	10	ZBYF2304	ZBYF2304C0	0.003/0.007
		START (in white)	10	ZBYF2303	ZBYF2303C0	0.003/0.007
		MARCHE	10	ZBYF2103	ZBYF2103C0	0.003/0.007
		I-O-II	10	ZBYF2186	ZBYF2186C0	0.003/0.007
		OFF-ON	10	ZBYF2367	ZBYF2367C0	0.003/0.007
ARRET-MARCHE	10	ZBYF2166	ZBYF2166C0	0.003/0.007		

Standard 40 x 60 mm legend holders for 18 x 27 mm legends - for flush mounted heads

Description	Color	Sold in lots of	Unit reference		Weight kg/lb
			For black bezel	For gray bezel (2)	
Without legend	–	10	ZBZF33	–	0.001/0.002
With blank legend (for engraving)	Black or red	10	ZBYF6101	ZBYF6101C0	0.002/0.004
	White or yellow	10	ZBYF6102	ZBYF6102C0	0.002/0.004

(1) "Start" functions: white letters on black background. "Stop" functions: white letters on red background (unless otherwise specified above).

(2) To add customized markings on these references using the web customization tool, see [page 5](#).

Standard 40 x 50 mm legend plate - for flush mounted heads

Description	Color	Marking	Sold in lots of	Unit reference		Weight kg/lb
				For black bezel	For gray bezel (2)	
Legend plate, plastic	–	–	10	ZBYFP2101	ZBYFP2101C0	0.003/0.007
		O-I	10	ZBYFP2178	ZBYFP2178C0	0.003/0.007
		STOP	10	ZBYFP2304	ZBYFP2304C0	0.003/0.007
		START	10	ZBYFP2303	ZBYFP2303C0	0.003/0.007
		MARCHE	10	ZBYFP2103	ZBYFP2103C0	0.003/0.007
		I-O-II	10	ZBYFP2186	ZBYFP2186C0	0.003/0.007
		OFF-ON	10	ZBYFP2367	ZBYFP2367C0	0.003/0.007
		ARRET-MARCHE	10	ZBYFP2166	ZBYFP2166C0	0.003/0.007
		ARRET	10	ZBYFP2104	ZBYFP2104C0	0.003/0.007

40 x 60 mm legend plate - for flush mounted heads

Description	Color	Marking	Sold in lots of	Unit Reference		Weight kg/lb
				For black bezel	For gray bezel (2)	
Legend plate, plastic	–	–	10	ZBYFP6101	ZBYFP6101C0	0.003/0.007

(1) "Start" functions: white letters on black background. "Stop" functions: white letters on red background (unless otherwise specified above).

(2) To add customized markings on these references using the web customization tool, see [page 5](#).

Control and signaling units

Harmony XB4 metal

Diameter 30 mm legends 8 x 27 mm




ZBY0101



ZBY02304

8 x 27 mm marked legends for 30 x 40 mm legend holders ZBZ32 and ZBZ34

Language	Background color	Marking	Sold in lots of	Reference	Weight kg/lb
Without	Black or red	–	10	ZBY0101 (2)	0.001/0.002
	White or yellow	–	10	ZBY0102 (2)	0.001/0.002
International	Black or red (1)	O-I	10	ZBY02178	0.001/0.002
		STOP	10	ZBY02304	0.001/0.002
French	Black or red (1)	AUTO-MAIN	10	ZBY02185	0.001/0.002
		MARCHE	10	ZBY02103	0.001/0.002
		SOUS TENSION	10	ZBY02126	0.001/0.002



ZBY4100

Sheets of peel-off legends (with backing board and protective transparent cover)

Description	For use with	Sold in lots of	Unit reference	Weight kg/lb
Sheet of 76 legends Ø 8 x 27 mm/ 0.315 x 1.063 in.	Ø 30 x 40 mm/1.181 x 1.575 in. legend holder ZBZ32 and ZBZ34	10	ZBY4100	0.043/0.095

(1) "Start" functions: white letters on black background. "Stop" functions: white letters on red background (unless otherwise specified above)

(2) To add customized markings on these references using the web customization tool, see [page 5](#).


Control and signaling units

Harmony XB4 metal

Diameter 30 mm legends for insertion, printing, or pre-printed, circular

Bellows for harsh environments

DF540813



ZBY1101

Legends for XB5A pushbuttons, illuminated pushbuttons, and pilot lights


Description	Language	Marking	Sold in lots of	Unit reference	Weight kg/lb
Sheets of 66 circular peel-off, transparent, self-adhesive legends	–	Without	10	ZBY1101	0.017/0.037
Strips of 66 circular peel-off, transparent, self-adhesive legends	International	I	10	ZBY1147	0.017/0.037



ZB4FBZ014



ZB4FBZ100



ZB4BZ021

Other accessories (continued)

Description	For use with	Color	Sold in lots of	Unit reference	Weight kg/lb
Flush mounted metal circular blanking plug	Ø 30 mm/1.181 in. flush mounted control and signaling units	Chromium plated	10	ZB4FSZ3	0.070/0.154
Metal ring for flush mounted Ø 30 mm/1.181 in. NEMA hole	Ø 30 mm/1.181 in. flush mounted control and signaling units	Chromium plated	10	ZB4FBZ014	0.012/0.027
	Ø 30 mm/1.181 in. flush mounted control and signaling units	Chromium plated	10	ZB4FBZ007	0.003/0.006
Earth plate	Ø 30 mm/1.181 in. flush mounted control and signaling units	Chromium plated	10	ZB4FBZ100	0.007/0.0160
Spacer for metal flush offer	Ø 30 mm/1.181 in. flush mounted control and signaling units		10	ZB4FBZ010	0.003/0.006
Ø 30 mm/1.181 in. flush mounting kit for pushbuttons and pilot lights	ZB4B● pushbutton with head mounted flush with bezel	Chromium plated	1	ZB4BZ021	0.019/0.042
Ø 30 mm/1.181 in. flush mounting kit for selector switches and illuminated pushbuttons	ZB4B● pushbutton with head mounted flush with bezel	Chromium plated	1	ZB4BZ022	0.021/0.046
Ø 30 mm/1.181 in. flush mounting kit for pushbuttons and pilot lights	ZB4B● pushbutton with head mounted flush with bezel	Metal black	1	ZB4BZ0217	0.019/0.042
Ø 30 mm/1.181 in. flush mounting kit for selector switches and illuminated pushbuttons	ZB4B● pushbutton with head mounted flush with bezel	Metal black	1	ZB4BZ0227	0.021/0.046
Adapter (Ø 30 to Ø 22 mm/1.181 to 0.866 in. reducer)	All pushbuttons	Chromium plated	1	ZB4BZ012	0.023/0.051

(1) Body/fixing collar [ZB4BZ009](#) required for mounting to be ordered separately (see [page 103](#)).

Common Components and Accessories

Control and signaling units

Harmony XB4, metal

Body/contact assemblies - Screw clamp terminal connections

101191



ZB4BZ009



ZBE101

28c203




ZBE203

101274



ZB4BZ101

814346



ZB4BZ106

PF060706



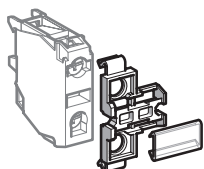
ZBE501

PG1141565E



ZB2BE101

814282



ZBZ001

Body/fixing collar			
For use with	Sold in lots of	Unit reference	Weight kg/lb
Electrical block (contact or light)	10	ZB4BZ009	0.038/0.084

Contact functions (1)

Screw clamp terminal connections (Schneider Electric anti-loosening system)

Contacts for standard applications							
Description	Type of contact				Sold in lots of	Unit reference	Weight kg/lb
		NO	NC	NC MC(6)			
Contact blocks	Single	1	–	–	5	ZBE101	0.011/0.024
		–	1	–	5	ZBE102	0.011/0.024
		–	–	1	5	ZBE302	0.014/0.030
	Double	2	–	–	5	ZBE203	0.020/0.044
		–	2	–	5	ZBE204	0.020/0.044
		1	1	–	5	ZBE205	0.020/0.044
	Single with body/fixing collar	1	–	–	1	ZB4BZ101	0.053/0.117
		–	1	–	1	ZB4BZ102	0.053/0.117
		2	–	–	1	ZB4BZ103	0.062/0.137
		–	2	–	1	ZB4BZ104	0.062/0.137
		1	1	–	1	ZB4BZ105	0.062/0.137
		1	2	–	1	ZB4BZ141	0.072/0.159

Contacts for specific applications								
Application	Type of contact	Description				Sold in lots of	Unit reference	Weight kg/lb
			NO	NC	NC MC(6)			
Low power switching	Single	Standard	1	–	–	5	ZBE1016	0.012/0.026
			–	1	–	5	ZBE1026	0.012/0.026
		Dusty environment (2) (IP 5X, 50 µm dust)	1	–	–	5	ZBE1016P	0.012/0.026
			–	1	–	5	ZBE1026P	0.012/0.026
Staggered contacts	Single	Early make NO	1	–	–	5	ZBE201	0.011/0.024
			–	1	–	5	ZBE202	0.011/0.024
		Late break NC	1	1	–	5	ZB4BZ106	0.062/0.137
			2	–	–	5	ZB4BZ107	0.062/0.137
High power switching	Single	Standard (3)	1	–	–	1	ZBE501	0.020/0.044
			–	1	–	1	ZBE502	0.020/0.044
			2	–	–	1	ZBE503	0.032/0.071
			–	2	–	1	ZBE504	0.032/0.071
			1	1	–	1	ZBE505	0.032/0.071
			–	1	–	1	ZB2BE101	0.020/0.044
Additional contact blocks for high power switching	Single	Standard (4)	–	1	–	1	ZB2BE102	0.020/0.044

Clip-on legend holder, sheet of blank legends and labelling software

Description	Sold in lots of	Unit reference	Weight kg/lb
Clip-on legend holder for electrical blocks with screw clamp terminal connections (5). For identification of an XB4B control or signaling unit	10	ZBZ001	0.001/0.002
Sheet of 50 blank legends for legend holder ZBZ001	10	ZBY001	0.023/0.051

- (1) The contact blocks enable variable composition of body/contact assemblies. Maximum number of rows possible: 3. Either 3 rows of 3 single contacts or 1 row of 3 double contacts + 1 row of 3 single contacts (double contacts occupy the first 2 rows). Maximum number of contacts is specified on page 28 and 29.
- (2) It is not possible to fit an additional contact block on the back of these contact blocks.
- (3) It is not possible to use these contacts with light blocks.
- (4) To be fitted on the back of ZBE50• contacts.
- (5) This legend holder is not compatible with high power switching contacts.
- (6) NC contact block with monitoring dedicated for Emergency stop head only.

Control and signaling units

Harmony XB4, metal

Light blocks - Screw clamp terminal connections

101288



ZBVB

Light blocks with screw clamp terminal connections (Schneider Electric anti-loosening system)				
Description	Supply voltage V	Sold in lots of	Unit reference	Weight kg/lb
Universal LED light block	12 ~ (50/60 Hz)	5	ZBVJ1	0.017/0.037
	24 ~ (50/60 Hz)	5	ZBVB1	0.017/0.037
	24...120 ~ (50/60 Hz)	5	ZVBVG1	0.017/0.037
	110...120 ~ (50/60 Hz)	5	ZBVG1	0.017/0.037
	230...240 ~ (50/60 Hz)	5	ZBVM1	0.017/0.037



XB4_CP18534



ZBVGM1T

Light blocks with inductive overload protection				
Universal LED light block	110...240 ~ (50/60 Hz)	5	ZBVGM1T	0.017/0.037



Control and signaling units

Harmony XB4, metal

Light blocks - Flashing light blocks, transformer blocks, blocks for "test light" function

PF800705



ZBV5B

UN
Universal
for all color heads

Flashing light blocks with screw clamp terminal connections (Schneider Electric anti-loosening system)

Universal LED	Supply voltage V	Description	Reference	Weight kg/lb
	24 ~ (50/60 Hz)		ZBV18B1	0.017/0.037
	110...120 ~ (50/60 Hz)		ZBV18G1	0.017/0.037
	230...240 ~ (50/60 Hz)		ZBV18M1	0.017/0.037

Transformer blocks for 24 V light blocks (1)

For use with	Supply voltage V	Description	Reference	Weight kg/lb
Integral LED Light blocks	400 V ~ - 50 Hz	Transformer 400 V - 24 V ~	ZBV5B (2)	0.090/0.198

121461



ZBZG156

Blocks for "test light" function

For use with	Supply voltage V	Description	Reference	Weight kg/lb
Light blocks	12 and 24 ~ 24...120 ~	Single module, 1 connecting wire	ZBZG156 (3)	0.010/0.022

121493



ZBZM156

Universal LED Light blocks	48...230 ~	Double module, with connecting wires	ZBZM156 (4)	0.010/0.022
----------------------------	------------	--------------------------------------	--------------------	-------------

(1) To be used with 2 dummy contact blocks **ZBE000**.

(2) To order 440...460 V ~ - 60 Hz transformer blocks, replace "5" in the reference with "8": **ZBV5B** becomes **ZBV8B**. To order 550...600 V ~ - 60 Hz transformer blocks, replace "5" with "9": **ZBV5B** becomes **ZBV9B**.

(3) Block for use with ~ light blocks with Universal LED types **ZBVJ●**, **ZBVB●**, **ZVB BG●** or with direct supply light block for BA 9s bulb, **ZBV6**.

(4) Block for use with ~ light blocks Universal LED types **ZBVG●**, **ZBVM●**, see connection on our website www.se.com.

Control and signaling units

Harmony XB4, metal

Body/contact assemblies - Spring clamp terminal connections

101191



ZB4BZ009

Body/fixing collar			
For use with	Sold in lots of	Unit reference	Weight kg/lb
Electrical block (contact or light)	10	ZB4BZ009	0.038/0.084

PF10777



ZBE1015

Contact functions

Spring clamp terminal connections

Contacts for standard applications

Description	Type of contact	Contact symbols		Sold in lots of	Unit reference	Weight kg/lb
		NO	NC			
Contact blocks	Single	1	–	4	ZBE1015	0.011/0.024
		–	1	4	ZBE1025	0.011/0.024
	Single with body/fixing collar	1	–	1	ZB4BZ1015	0.053/0.117
		–	1	1	ZB4BZ1025	0.053/0.117
		2	–	1	ZB4BZ1035	0.062/0.137
		–	2	1	ZB4BZ1045	0.062/0.137
		1	1	1	ZB4BZ1055	0.062/0.137

PF10779



ZB4BZ1015

Control and signaling units

Harmony XB4, metal

Light blocks - Spring clamp terminal connections, blank legends

PFC08711



ZBVB35

UN
Universal
for all color heads

Light blocks

Spring clamp terminal connections (1)

Description	Supply voltage V	Sold in lots of	Unit reference	Weight kg/lb
Universal LED light block	12 ~ (50/60 Hz)	4	ZBVJ15	0.016/0.035
	24 ~ (50/60 Hz)	4	ZBVB15	0.016/0.035
	110...120 ~ (50/60 Hz)	4	ZBVG15	0.016/0.035
	230...240 ~ (50/60 Hz)	4	ZBVM15	0.016/0.035

(1) It is not possible to fit an additional block on the back of these contact or light blocks.

Control and signaling units

Harmony XB4, metal

Body/contact assemblies for printed circuit board

101191




ZB4BZ009

101257



ZB4BZ079 + ZB4BZ009

101303



ZBZ01

XB4_632_CPSC11641C



ZBZ110

101259



ZBE701

101260



ZBE702

PF512550



ZBVB.7

Body/fixing collar and accessories specifically for printed circuit board mounting ⁽¹⁾

Accessories required when using adapter (socket) ZBZ010

Description	For use with	Sold in lots of	Unit reference	Weight kg/lb
Body/fixing collar	Electrical block (contact or light)	10	ZB4BZ009	0.006/0.013
Fixing collar/pillar	Printed circuit board support (fixing screw ZBZ006 to be ordered separately)	10	ZB4BZ079	0.003/0.007
Fixing screw for printed circuit board	Fixing collar/pillar ZB4BZ079	10	ZBZ006	0.011/0.024

Adapter (socket) ⁽¹⁾

For use with	Thickness of printed circuit board (mm)/in.	Sold in lots of	Unit reference	Weight kg/lb
Electrical block (contact or light)	1.6 ± 0.2/0.063 ± 0.008	10	ZBZ010	0.008/0.018
	3.2 ± 0.2/0.126 ± 0.008	10	ZBZ012	0.008/0.018

Grounding plate

Description	For use with	Sold in lots of	Unit reference	Weight kg/lb
Grounding plate with ground screw	Harmony XB4 metal and XALG plastic control stations	1	ZBZ110	0.017/0.037

Contact functions ⁽¹⁾

Contacts for standard applications

Description	Type of contact	Contact diagram		Sold in lots of	Unit reference	Weight kg/lb
		NO	NC			
Contact blocks	Single	1	–	5	ZBE701	0.011/0.024
		–	1	5	ZBE702	0.011/0.024

Contacts for specific applications



Application	Type of contact	Contact diagram		Sold in lots of	Unit reference	Weight kg/lb
		NO	NC			
Low power switching	Single	1	–	5	ZBE7016	0.012/0.026
		–	1	5	ZBE7026	0.012/0.026

Light blocks ⁽¹⁾

Description	Supply voltage V	Color of LED	Sold in lots of	Unit reference	Weight kg/lb
Integral LED (to combine with heads for integral LED)	24 $\bar{\sim}$ (50/60 Hz)	White	5	ZBVB17	0.004/0.009
		Green	5	ZBVB37	0.004/0.009
		Red	5	ZBVB47	0.004/0.009
		Orange	5	ZBVB57	0.004/0.009
		Blue	5	ZBVB67	0.004/0.009

Protected
LED

⁽¹⁾ For details of support drilling and of printed circuit board, see our website www.se.com.

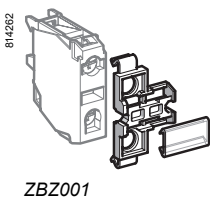


Contact functions ⁽¹⁾

Faston connectors (6.35 or 2 x 2.8 mm/0.250 or 2 x 0.110 in.) (Schneider Electric anti-loosening system)

Contacts for standard applications						
Description	Type of contact			Sold in lots of	Unit reference	Weight kg/lb
Contact blocks	Single	1	–	5	ZBE1013	0.011/0.024
		–	1	5	ZBE1023	0.011/0.024
	Double	2	–	5	ZBE2033	0.020/0.044
		1	1	5	ZBE2053	0.020/0.044
	Single with body/fixing collar	1	–	1	ZB4BZ1013 ⁽²⁾	0.053/0.117
		–	1	1	ZB4BZ1023 ⁽²⁾	0.053/0.117
		2	–	1	ZB4BZ1033	0.062/0.137
		–	2	1	ZB4BZ1043	0.062/0.137
		1	1	1	ZB4BZ1053	0.062/0.137

Contacts for specific applications							
Application	Type of contact	Description			Sold in lots of	Unit reference	Weight kg/lb
Low power switching	Single	Standard	1	–	5	ZBE10163 ⁽²⁾	0.012/0.026
		Dusty environments ⁽³⁾ (IP 5X, 50 µm dust)	1	–	5	ZBE1016P3 ⁽²⁾	0.012/0.026
			–	1	5	ZBE1026P3 ⁽²⁾	0.012/0.026
High power switching	Single	Standard ⁽⁴⁾	–	1	1	ZBE5023	0.021/0.046



Clip-on legend holder for electrical blocks with screw clamp terminal connections ⁽⁵⁾

For use with	Sold in lots of	Unit reference	Weight kg/lb
Identification of an XB4B control or signaling unit	10	ZBZ001	0.001/0.002

Sheet of 50 blank legends

Legend holder ZBZ001	10	ZBY001	0.023/0.051
----------------------	----	--------	-------------

- (1) The contact blocks enable variable composition of body/contact assemblies. Maximum number of rows possible: 3. Either 3 rows of 3 single contacts or 1 row of 3 double contacts + 1 row of 3 single contacts (double contacts occupy the first 2 rows).
- (2) To order products with screw clamp terminal connections for lugs, replace the 3 at the end of the reference with a 9. Example: ZBE1013 becomes ZBE1019.
- (3) It is not possible to fit an additional contact block on the back of these contact blocks.
- (4) It is not possible to use these contacts with light blocks.
- (5) This legend holder is not compatible with high power switching contact blocks.

Control and signaling units

Harmony XB4, metal

Body/contact assemblies + light blocks with Universal LED

PF512655



ZB4BW0...3



Complete body/contact assemblies and light blocks ⁽¹⁾					
Screw clamp terminal connections (Schneider Electric anti-loosening system)					
Light source	Supply voltage V	Type of contact		Reference	Weight kg/lb
		NO	NC		
Direct supply					
Universal LED	24 ~ (50/60 Hz)	1	–	ZB4BW0B11	0.064/0.141
		–	1	ZB4BW0B12	0.064/0.141
		2	–	ZB4BW0B13	0.074/0.163
		1	1	ZB4BW0B15	0.074/0.163
	110...120 ~ (50/60 Hz)	1	–	ZB4BW0G11	0.064/0.141
		–	1	ZB4BW0G12	0.064/0.141
		2	–	ZB4BW0G13	0.074/0.163
		1	1	ZB4BW0G15	0.074/0.163
	230...240 ~ (50/60 Hz)	1	–	ZB4BW0M11	0.064/0.141
		–	1	ZB4BW0M12	0.064/0.141
		2	–	ZB4BW0M13	0.074/0.163
		1	1	ZB4BW0M15	0.074/0.163
Other versions		Complete bodies with Faston connector terminals (6.35 or 2 x 2.8 mm/0.250 or 2 x 0.110 in.) Please contact our Customer Care Center.			

(1) Can be fitted with additional contact blocks: see [page 100](#).

Control and signaling units

Harmony XB4, metal

Body/light assemblies for pilot lights with Universal LED

101239



ZB4BV●●



Complete light bodies (fixing collar + light block with Universal LED)			
Screw clamp terminal connections (Schneider Electric anti-loosening system)			
Light source	Supply voltage V	Reference	Weight kg/lb
Universal LED	12 ~ (50/60 Hz)	ZB4BVJ1	0.054/0.119
	24 ~ (1) (50/60 Hz)	ZB4BVB1	0.054/0.119
	24...120 ~ (50/60 Hz)	ZB4BVBG1	0.054/0.119
	110...120 ~ (1) (50/60 Hz)	ZB4BVG1	0.054/0.119
	230...240 ~ (1) (50/60 Hz)	ZB4BVM1	0.054/0.119

Complete bodies with flashing pilot light (fixing collar + light block with Universal LED)			
Screw clamp terminal connections (Schneider Electric anti-loosening system)			
Light source	Supply voltage V	Reference	Weight kg/lb
Universal LED	24 ~ (50/60 Hz)	ZB4BV18B1	0.054/0.119
	110...120 ~ (50/60 Hz)	ZB4BV18G1	0.054/0.119
	230...240 ~ (50/60 Hz)	ZB4BV18M1	0.054/0.119

(1) Complete bodies with Faston connector terminals (6.35 or 2 x 2.8 mm/0.250 or 2x 0.110 in.), see [page 106](#).

Control and signaling units

Harmony XB4, metal

Body/contact assemblies + light blocks with BA 9s base fitting

Complete body/contact assemblies and light blocks ⁽¹⁾						
For bulb with BA 9s base fitting (incandescent, neon or LED)						
Screw clamp terminal connections (Schneider Electric anti-loosening system)						
Light source	Supply voltage V	Type of contact		Color of light source	Reference	Weight kg/lb
		NO	NC			
Direct supply						
BA9s base fitting bulb, 2.4 W max, not included ⁽²⁾	≤ 250	1	–	–	ZB4BW061	0.063/0.139
		–	1	–	ZB4BW062	0.063/0.139
		2	–	–	ZB4BW063	0.073/0.161
		1	1	–	ZB4BW065	0.073/0.161
Supply via integral transformer (1.2 VA, 6 V secondary)						
BA9s base fitting incandescent bulb, included	110...120 ~ 50/60 Hz	1	–	–	ZB4BW031	0.141/0.311
		1	1	–	ZB4BW035	0.151/0.333
	230 ~ 50 Hz	1	–	–	ZB4BW041	0.141/0.311
		1	1	–	ZB4BW045	0.151/0.333
	220...240 ~ 60 Hz	1	–	–	ZB4BW051	0.141/0.311
		1	1	–	ZB4BW055	0.151/0.333
Other versions		Complete bodies with integral transformer incorporating Faston connector terminals (6.35 or 2 x 2.8 mm/0.250 or 2 x 0.110 in.). Please contact our Customer Care Center.				

XB4_652_CPOD02016174



ZB4BW06●

101239



ZB4BW05●

⁽¹⁾ Can be fitted with additional contact blocks: see [page 100](#).⁽²⁾ Bulb to be ordered separately: see [page 111](#).

Control and signaling units

Harmony XB4, metal

Light bodies for pilot lights with BA 9s base fitting

Light blocks

Screw clamp terminal connections (Schneider Electric anti-loosening system)

Description	Supply voltage V	Sold in lots of	Unit reference	Weight kg/lb
Direct supply for BA 9s base fitting bulb, 2.4 W max., not included (1)	≤ 250	5	ZBV6	0.016/0.035

Complete light bodies (fixing collar + light block)


For bulb with BA 9s base fitting (incandescent, neon or LED)

Screw clamp terminal connections (Schneider Electric anti-loosening system)


Light source	Supply voltage V	Color of light source	Reference	Weight kg/lb
Direct supply				
BA 9s base fitting bulb, 2.4 W max, not included (1)	≤ 250	–	ZB4BV6	0.052/0.335
Supply via integral transformer (1.2 VA, 6 V secondary)				
BA 9s base fitting incandescent bulb, included	110...120 ~ -50/60 Hz	–	ZB4BV3	0.130/0.287
	230 ~ - 50 Hz	–	ZB4BV4	0.130/0.287
	220...240 ~ - 60 Hz	–	ZB4BV5	0.131/0.289
	400 ~ - 50 Hz	–	ZB4BV5	0.131/0.289
	440...480 ~ - 60 Hz	–	ZB4BV8	0.128/0.282
	550...600 ~ - 60 Hz	–	ZB4BV9	0.131/0.289
BA 9s base fitting LED bulb, included	400 ~ - 50/60 Hz	White	ZB4BV5D1	0.134/0.295
		Green	ZB4BV5D3	0.134/0.295
		Red	ZB4BV5D4	0.134/0.295
		Orange	ZB4BV5D5	0.134/0.295
		Blue	ZB4BV5D6	0.134/0.295



ZB4BV6



ZB4BV



ZB4BV156

Complete light bodies with 3-terminal "test" function (fixing collar + light block)

For bulb with BA 9s base fitting (incandescent, neon or LED)

Screw clamp terminal connections (Schneider Electric anti-loosening system)

Direct supply				
BA 9s base fitting bulb, 2.4 W max, not included (1)	≤ 250	–	ZB4BV156	0.062/0.137

Other versions Complete bodies with Faston connector terminals (6.35 or 2 x 2.8 mm/0.250 or 2 x 0.110 in.), see [page 106](#).

(1) Bulb to be ordered separately, see [page 111](#).



DF540771

DL1CJ0●●●



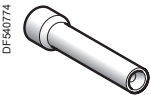
DF540772

DL1CE●●●



DF540773

DL1CF●●●



DF540774

XBFX13

Bulbs with BA 9s base fitting and associated accessories

Description	Characteristics	Color	Sold in lots of	Unit reference	Weight kg/lb
LEDs	24 V ~	White	1	DL1CJ0241	0.002/0.004
		Green	1	DL1CJ0243	0.002/0.004
		Red	1	DL1CJ0244	0.002/0.004
		Orange	1	DL1CJ0245	0.002/0.004
		Blue	1	DL1CJ0246	0.002/0.004
	48 V ~	Green	1	DL1CJ0483	0.002/0.004
		Red	1	DL1CJ0484	0.002/0.004
		Orange	1	DL1CJ0485	0.002/0.004
	6 V - 1.2 W	White	1	DL1CD0061	0.002/0.004
		Green	1	DL1CD0063	0.002/0.004
		Red	1	DL1CD0064	0.002/0.004
		Orange	1	DL1CD0065	0.002/0.004
		Blue	1	DL1CD0066	0.002/0.004
Incandescent bulbs	6 V - 1.2 W	–	10	DL1CB006	0.002/0.004
	24 V - 2 W	–	10	DL1CE024	0.002/0.004
	120...130 V 2.4 W	–	10	DL1CE130	0.002/0.004
Neon bulbs	120...130 V	–	10	DL1CF110	0.002/0.004
	230...240 V	–	10	DL1CF220	0.002/0.004
Bulb extractor	–	–	1	XBFX13	0.005/0.011

Description	Characteristics	Sold in lots of	Unit reference	Weight kg/lb
Anti-rotation plate for flush mounted heads	For ZB4F selector switch heads	10	ZB5FAZ902	0.008/0.018

Control and signaling units Ø 22

Harmony XB4, metal

Accessories for pushbuttons: keys



ZBG455



ZBG455P

Replacement keys

Description	Key number	Reference	Weight kg/lb
For latching mushroom head pushbuttons and selector switches			
Sets of 2 keys	455	ZBG455	0.013/0.029
	421E	ZBG421E	0.014/0.031
	458A	ZBG458A	0.014/0.031
	520E	ZBG520E	0.014/0.031
	3131A	ZBG3131A	0.014/0.031
	4A185	ZBDA185	0.014/0.031
	8D1	ZBD8D1	0.014/0.031
	Specific key	ZBGK (1)	0.014/0.031

For booted selector switches

Sets of 2 keys, one of which is supplied booted (rubber boot)	455	ZBG455P	–
--	-----	-------------------------	---

(1) Key number to be added when ordering.

Control and signaling units Ø 22

Harmony XB4, metal

Accessories for pushbuttons: keys

PF100233



ZBGP

Replacement keys (continue)

Description	Key number	Reference	Weight kg/lb
Accessory for key switches (1)			
Description	Function	Reference	Weight kg/lb
Keyhole cover (rubber boot)	Protection of lock barrel when no key inserted in lock	ZBGP	0.005/0.011

PF100232



ZBDD2

Boot for standard handle

Description	For use with	Sold in lots of	Unit reference	Weight kg/lb
Boot for standard handle	ZB4BD●● and ZB5AD●●	10	ZBDD2	0.005/0.011

(1) Not compatible with products with TEC10 key.

Control and signaling units

Harmony XB4 metal

Legends panel and other accessories

XB4_632_CPS(VA)8028



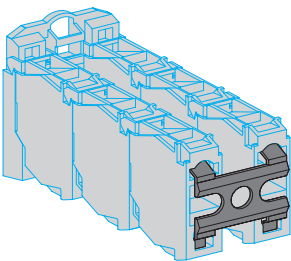
ZBYLEG304000

Legends panel (1)

Template size mm/in.	Unit reference	Weight kg/lb
Unmarked templates		
100 x 100/3.93 x 3.93	ZBYLEG101000	0.010/0.022
200 x 100/7.87 x 3.93	ZBYLEG201000	0.010/0.022
300 x 100/11.81 x 3.93	ZBYLEG301000	0.010/0.022
300 x 200/11.81 x 7.87	ZBYLEG302000	0.030/0.066
300 x 300/11.81 x 11.81	ZBYLEG303000	0.030/0.066
300 x 400/11.81 x 15.74	ZBYLEG304000	0.030/0.066
400 x 100/15.74 x 3.93	ZBYLEG401000	0.010/0.022
400 x 200/15.74 x 7.87	ZBYLEG402000	0.050/0.110
500 x 100/19.68 x 3.93	ZBYLEG501000	0.030/0.066
500 x 200/19.68 x 7.87	ZBYLEG502000	0.050/0.110
500 x 300/19.68 x 11.81	ZBYLEG503000	0.050/0.110
500 x 400/19.68 x 15.74	ZBYLEG504000	0.050/0.110

(1) To add customized markings on these references using the web customization tool, see [page 5](#).

DF540766



ZBZ007

Other accessories

Description	For use with	Color	Sold in lots of	Unit reference	Weight kg/lb
Plastic clips	2 or 3 levels of ZBE10● contact blocks in high vibration environment	–	10	ZBZ007	0.001/0.002
Dummy contact block	ZBE10● contact blocks and ZBV5B transformer blocks	–	5	ZBE000	0.006/0.0123
Set of tabs for Faston connection	ZBE10● contact blocks and ZBV● light blocks	–	10	ZBZ003	0.001/0.002

D					
DL1CB006	111	XB4BK124B5	58	XB4BVM3	60
DL1CD0061	111	XB4BK124G5	58	XB4BVM4	60
DL1CD0063	111	XB4BK124M5	58	XB4BVM5	60
DL1CD0064	111	XB4BK125B5	58	XB4BVM6	60
DL1CD0065	111	XB4BK125G5	58	XB4BW21B5	63
DL1CD0066	111	XB4BK125M5	58	XB4BW21G5	63
DL1CE024	111	XB4BK133B5	58	XB4BW23B5	63
DL1CE130	111	XB4BK133G5	58	XB4BW23G5	63
DL1CF110	111	XB4BK133M5	58	XB4BW24B5	63
DL1CF220	111	XB4BK134B5	58	XB4BW24G5	63
DL1CJ0241	111	XB4BK134G5	58	XB4BW25B5	63
DL1CJ0243	111	XB4BK134M5	58	XB4BW25G5	63
DL1CJ0244	111	XB4BK135B5	58	XB4BW26B5	63
DL1CJ0245	111	XB4BK135G5	58	XB4BW26G5	63
DL1CJ0246	111	XB4BK135M5	58	XB4BW28B5	63
DL1CJ0483	111	XB4BL42	32	XB4BW28G5	63
DL1CJ0484	111	XB4BL73415	39	XB4BW31B5	35
DL1CJ0485	111	XB4BP21	33	XB4BW31G5	35
		XB4BP31	33	XB4BW31M5	35
X		XB4BP42	33	XB4BW33B5	35
XB4BA11	31	XB4BP51	33	XB4BW33G5	35
XB4BA21	31	XB4BP61	33	XB4BW33M5	35
XB4BA31	31	XB4BS8442	44	XB4BW34B5	35
XB4BA42	31	XB4BS8444	44	XB4BW34G5	35
XB4BA51	31	XB4BS8446	44	XB4BW34M5	35
XB4BA61	31	XB4BS9445	44	XB4BW35B5	35
XB4BA821	64	XB4BS84441	44	XB4BW35G5	35
XB4BA822	64	XB4BS84462	44	XB4BW35M5	35
XB4BA921	64	XB4BT842	44	XB4BW36B5	35
XB4BA922	64	XB4BT845	44	XB4BW36G5	35
XB4BA941	64	XB4BV5B1	62	XB4BW36M5	35
XB4BA942	64	XB4BV5B3	62	XB4BW3135	38
XB4BA961	64	XB4BV5B4	62	XB4BW3145	38
XB4BA962	64	XB4BV5B5	62	XB4BW3165	38
XB4BA3311	34	XB4BV5B6	62	XB4BW3335	38
XB4BA3341	34	XB4BV31	62	XB4BW3345	38
XB4BA3351	34	XB4BV33	62	XB4BW3365	38
XB4BA4322	34	XB4BV34	62	XB4BW3435	38
XB4BA711237	41	XB4BV35	62	XB4BW3445	38
XB4BA731327	41	XB4BV41	62	XB4BW3465	38
XB4BC21	42	XB4BV43	62	XB4BW3535	38
XB4BD21	54	XB4BV44	62	XB4BW3545	38
XB4BD25	54	XB4BV45	62	XB4BW3565	38
XB4BD33	54	XB4BV61	62	XB4BW73731B5	40
XB4BD41	54	XB4BV63	62	XB4BW73731G5	40
XB4BD53	54	XB4BV64	62	XB4BW73731M5	40
XB4BD912R1K	64	XB4BV65	62	XB4FA11	79
XB4BD912R4K7	64	XB4BVB1	60	XB4FA21	79
XB4BD912R10K	64	XB4BVB3	60	XB4FA31	79
XB4BD912R47K	64	XB4BVB4	60	XB4FA42	79
XB4BD912R100K	64	XB4BVB5	60	XB4FA51	79
XB4BD912R470K	64	XB4BVB6	60	XB4FA61	79
XB4BG03	56	XB4BVG1	60	XB4FA3311	81
XB4BG21	56	XB4BVG3	60	XB4FA3341	81
XB4BG33	56	XB4BVG4	60	XB4FA3351	81
XB4BG41	56	XB4BVG5	60	XB4FA4322	81
XB4BG61	56	XB4BVG6	60	XB4FD21	87
XB4BJ21	55	XB4BVG1T	60	XB4FD25	87
XB4BJ33	55	XB4BVG3T	60	XB4FD33	87
XB4BJ53	55	XB4BVG4T	60	XB4FD41	87
XB4BK123B5	58	XB4BVG5T	60	XB4FD53	87
XB4BK123G5	58	XB4BVG6T	60	XB4FG03	89
XB4BK123M5	58	XB4BVM1	60	XB4FG21	89
				XB4FG33	89
				XB4FG41	89
				XB4FG61	89
				XB4FJ21	88
				XB4FJ33	88
				XB4FJ53	88
				XB4FK123B5	91
				XB4FK123G5	91
				XB4FK123M5	91
				XB4FK124B5	91
				XB4FK124G5	91
				XB4FK124M5	91
				XB4FK125B5	91
				XB4FK125G5	91
				XB4FK125M5	91
				XB4FK133B5	91
				XB4FK133G5	91
				XB4FK133M5	91
				XB4FK134B5	91
				XB4FK134G5	91
				XB4FK134M5	91
				XB4FK135B5	91
				XB4FK135G5	91
				XB4FK135M5	91
				XB4FL42	80
				XB4FL4325	81
				XB4FVB1	93
				XB4FVB3	93
				XB4FVB4	93
				XB4FVB5	93
				XB4FVB6	93
				XB4FVG1	93
				XB4FVG3	93
				XB4FVG4	93
				XB4FVG5	93
				XB4FVG6	93
				XB4FVM1	93
				XB4FVM3	93
				XB4FVM4	93
				XB4FVM5	93
				XB4FVM6	93
				XB4FW31B5	82
				XB4FW31G5	82
				XB4FW31M5	82
				XB4FW33B5	82
				XB4FW33G5	82
				XB4FW33M5	82
				XB4FW34B5	82
				XB4FW34G5	82
				XB4FW34M5	82
				XB4FW35B5	82
				XB4FW35G5	82
				XB4FW35M5	82
				XB4FW36B5	82
				XB4FW36G5	82
				XB4FW36M5	82
				XB5DSB	65
				XB5DSG	65
				XB5DSM	65
				XB5DT1S	66
				XB5DTB22	65
				XB5DTB23	65
				XB5DTB24	65
				XB5DTB25	65
				XB5DTGM2	65
				XB5DTGM3	65
				XB5DTGM4	65
				XB5DTGM5	65
				XB5KS2B4	65
				XB5KS2B8	65
				XB5KS2G4	65
				XB5KS2G8	65
				XB5KS2M4	65
				XB5KS2M8	65
				XB5KSB	65
				XB5KSG	65
				XB5KSM	65
				XB5PRJ45	66
				XB5PUSB3	66
				XBFX13	111
				XBH1AA0G4	66
				XBH1AA0R4	66
				XD4PA12	67
				XD4PA14	67
				XD4PA22	67
				XD4PA24	67
				Z	
				ZB2BE101	100
				ZB2BE102	100
				ZB4BA0	31
				ZB4BA1	31
				ZB4BA2	31
				ZB4BA3	31
				ZB4BA4	31
				ZB4BA5	31
				ZB4BA6	31
				ZB4BA8	31
				ZB4BA9	31
				ZB4BA14	31
				ZB4BA16	33
				ZB4BA18	31
					36
				ZB4BA24	31
				ZB4BA26	33
				ZB4BA34	31
				ZB4BA36	33
				ZB4BA38	31
				ZB4BA38	36
				ZB4BA44	31
				ZB4BA46	33
				ZB4BA48	31
					36
				ZB4BA54	31
				ZB4BA56	33
				ZB4BA58	31
					36
				ZB4BA64	31
				ZB4BA66	33
				ZB4BA68	31
					36
				ZB4BA79	39
				ZB4BA88	36
				ZB4BA98	31
					36
				ZB4BA131	34
				ZB4BA133	34
				ZB4BA145	34
				ZB4BA232	34
				ZB4BA234	34
				ZB4BA245	34

ZB4BA331	34	ZB4BG05	56	ZB4BK1743	59	ZB4BT2	43	ZB4BW0M11	107
ZB4BA333	34	ZB4BG6	56	ZB4BK1753	59	ZB4BT84	45	ZB4BW0M12	107
ZB4BA334	34	ZB4BG6TEC10	57	ZB4BK1763	59	ZB4BT844	45	ZB4BW0M13	107
ZB4BA335	34	ZB4BG7	56	ZB4BK1783	59	ZB4BV01	62	ZB4BW0M15	107
ZB4BA341	34	ZB4BG8	56	ZB4BK1813	59	ZB4BV01S	62	ZB4BW7A9	40
ZB4BA432	34	ZB4BG08	56	ZB4BK1833	59	ZB4BV003	61	ZB4BW7A1715	40
ZB4BA434	34	ZB4BG9	56	ZB4BK1843	59	ZB4BV03	62	ZB4BW7A1720	40
ZB4BA791	41	ZB4BG09	56	ZB4BK1853	59	ZB4BV3	110	ZB4BW7A1721	40
ZB4BA7120	39	ZB4BH01	52	ZB4BK1863	59	ZB4BV03S	62	ZB4BW7A1724	40
ZB4BA7121	39	ZB4BH1	52	ZB4BK1883	59	ZB4BV04	62	ZB4BW7A3740	40
ZB4BA7340	39	ZB4BH02	52	ZB4BL1	32	ZB4BV4	110	ZB4BW7A3741	40
ZB4BA7341	39	ZB4BH02	52	ZB4BL2	32	ZB4BV04S	62	ZB4BW7L3740	40
ZB4BA71115	41	ZB4BH2	52	ZB4BL3	32	ZB4BV05	62	ZB4BW7L3741	40
ZB4BA71124	41	ZB4BH03	52	ZB4BL4	32	ZB4BV5	110	ZB4BW11	38
ZB4BA73133	41	ZB4BH3	52	ZB4BL5	32	ZB4BV5D1	110	ZB4BW13	38
ZB4BA73134	41	ZB4BH04	52	ZB4BL6	32	ZB4BV5D3	110	ZB4BW14	38
ZB4BB2	67	ZB4BH4	52	ZB4BL232	34	ZB4BV5D4	110	ZB4BW15	38
ZB4BB4	67	ZB4BH05	52	ZB4BL234	34	ZB4BV5D5	110	ZB4BW16	38
ZB4BC2	42	ZB4BH5	52	ZB4BL432	34	ZB4BV5D6	110	ZB4BW17	38
ZB4BC3	42	ZB4BH06	52	ZB4BL434	34	ZB4BV05S	62	ZB4BW31	38
ZB4BC4	42	ZB4BH6	52	ZB4BL7340	39	ZB4BV06	62	ZB4BW031	109
ZB4BC5	42	ZB4BH013	53	ZB4BL7341	39	ZB4BV6	110	ZB4BW33	38
ZB4BC6	42	ZB4BH13	53	ZB4BP1	33	ZB4BV06S	62	ZB4BW34	38
ZB4BC24	42	ZB4BH033	53	ZB4BP1S	33	ZB4BV07	62	ZB4BW35	38
ZB4BC34	42	ZB4BH33	53	ZB4BP2	33	ZB4BV07S	62	ZB4BW035	109
ZB4BC44	42	ZB4BH043	53	ZB4BP2S	33	ZB4BV8	110	ZB4BW36	38
ZB4BC54	42	ZB4BH43	53	ZB4BP2S	69	ZB4BV9	110	ZB4BW37	38
ZB4BC64	42	ZB4BH053	53	ZB4BP3	33	ZB4BV013	61	ZB4BW041	109
ZB4BC180	51	ZB4BH53	53	ZB4BP3S	33	ZB4BV013E	61	ZB4BW045	109
ZB4BC280	51	ZB4BH063	53	ZB4BP4	69	ZB4BV013S	61	ZB4BW051	109
ZB4BC380	51	ZB4BH63	53	ZB4BP4	33	ZB4BV18B1	108	ZB4BW055	109
ZB4BC480	51	ZB4BH083	53	ZB4BP4S	69	ZB4BV18G1	108	ZB4BW061	109
ZB4BC580	51	ZB4BH83	53	ZB4BP5	33	ZB4BV18M1	108	ZB4BW062	109
ZB4BC680	51	ZB4BJ2	55	ZB4BP5S	33	ZB4BV033	61	ZB4BW063	109
ZB4BC28001	51	ZB4BJ3	55	ZB4BP6	69	ZB4BV033E	61	ZB4BW065	109
ZB4BC28010	51	ZB4BJ4	55	ZB4BP6	33	ZB4BV033S	61	ZB4BW113	37
ZB4BC38023	51	ZB4BJ5	55	ZB4BP6S	69	ZB4BV043	61	ZB4BW133	37
ZB4BC48021	51	ZB4BJ7	55	ZB4BP18	33	ZB4BV043E	61	ZB4BW143	37
ZB4BC58009	51	ZB4BJ8	55	ZB4BP38	33	ZB4BV043S	61	ZB4BW153	37
ZB4BD2	54	ZB4BK1213	59	ZB4BP48	33	ZB4BV053	61	ZB4BW163	37
ZB4BD3	54	ZB4BK1233	59	ZB4BP58	33	ZB4BV053E	61	ZB4BW183	37
ZB4BD4	54	ZB4BK1243	59	ZB4BP68	33	ZB4BV053S	61	ZB4BW313	36
ZB4BD5	54	ZB4BK1253	59	ZB4BP183	33	ZB4BV063	61	ZB4BW313S	36
ZB4BD7	54	ZB4BK1263	59	ZB4BP383	33	ZB4BV063E	61	ZB4BW333	36
ZB4BD8	54	ZB4BK1313	59	ZB4BP483	33	ZB4BV063S	61	ZB4BW333S	36
ZB4BD28	57	ZB4BK1333	59	ZB4BP583	33	ZB4BV083	61	ZB4BW343	36
ZB4BD29	57	ZB4BK1343	59	ZB4BP683	33	ZB4BV083E	61	ZB4BW343S	36
ZB4BD48	57	ZB4BK1353	59	ZB4BR2	42	ZB4BV083S	61	ZB4BW353	36
ZB4BD49	57	ZB4BK1363	59	ZB4BR3	42	ZB4BV156	110	ZB4BW353S	36
ZB4BD59	57	ZB4BK1383	59	ZB4BR4	42	ZB4BVB1	108	ZB4BW363	36
ZB4BD89	57	ZB4BK1413	59	ZB4BR5	42	ZB4BVBG1	108	ZB4BW363S	36
ZB4BD912	64	ZB4BK1433	59	ZB4BR6	42	ZB4BVG1	108	ZB4BW383	36
ZB4BD922	64	ZB4BK1443	59	ZB4BS12	43	ZB4BVJ1	108	ZB4BW383S	36
ZB4BG0	56	ZB4BK1453	59	ZB4BS42	43	ZB4BVM1	108	ZB4BW413	42
ZB4BG1	56	ZB4BK1463	59	ZB4BS52	43	ZB4BW0B11	107	ZB4BW433	42
ZB4BG01	56	ZB4BK1483	59	ZB4BS55	43	ZB4BW0B12	107	ZB4BW443	42
ZB4BG2	56	ZB4BK1513	59	ZB4BS62	43	ZB4BW0B13	107	ZB4BW453	42
ZB4BG02	56	ZB4BK1533	59	ZB4BS72	43	ZB4BW0B15	107	ZB4BW463	42
ZB4BG2TEC10	57	ZB4BK1543	59	ZB4BS834	45	ZB4BW0G11	107	ZB4BW513	36
ZB4BG03	56	ZB4BK1553	59	ZB4BS844	45	ZB4BW0G12	107	ZB4BW533	36
ZB4BG3	56	ZB4BK1563	59	ZB4BS864	45	ZB4BW0G13	107	ZB4BW543	36
ZB4BG4	56	ZB4BK1583	59	ZB4BS934	45	ZB4BW0G15	107	ZB4BW553	36
ZB4BG04	56	ZB4BK1713	59	ZB4BS944	45				
ZB4BG4TEC10	57	ZB4BK1733	59	ZB4BS964	45				
ZB4BG5	56								

ZB4BW563	36	ZB4FA6	79	ZB4FG2	89	ZB4FK1513	92	ZBA1	68
ZB4BW583	36	ZB4FA8	79	ZB4FG02	89	ZB4FK1533	92	ZBA2	68
ZB4BW613	43	ZB4FA9	79	ZB4FG03	89	ZB4FK1543	92	ZBA3	68
ZB4BW633	43	ZB4FA16	79	ZB4FG3	89	ZB4FK1553	92	ZBA4	68
ZB4BW643	47	ZB4FA18	79	ZB4FG04	89	ZB4FK1563	92	ZBA5	68
ZB4BW653	43		83	ZB4FG4	89	ZB4FK1583	92	ZBA6	68
ZB4BW663	43	ZB4FA26	79	ZB4FG5	89	ZB4FK1713	92	ZBA71	41
ZB4BW913	36	ZB4FA36	79	ZB4FG05	89	ZB4FK1733	92	ZBA72	41
ZB4BW933	36	ZB4FA38	79	ZB4FG6	89	ZB4FK1743	92	ZBA73	41
ZB4BW943	36	ZB4FA38	83	ZB4FG7	89	ZB4FK1753	92	ZBA74	41
ZB4BW953	36	ZB4FA46	79	ZB4FG8	89	ZB4FK1763	92	ZBA75	41
ZB4BW963	36	ZB4FA48	79	ZB4FG08	89	ZB4FK1783	92	ZBA76	41
ZB4BW983	36		83	ZB4FG09	89	ZB4FK1813	92	ZBA131	68
ZB4BX84	45	ZB4FA56	79	ZB4FG9	89	ZB4FK1833	92	ZBA145	68
ZB4BZ007	76	ZB4FA58	79	ZB4FH0	85	ZB4FK1833	92	ZBA232	68
ZB4BZ009	100		83	ZB4FH01	85	ZB4FK1843	92	ZBA234	68
	102	ZB4FA66	79	ZB4FH01	85	ZB4FK1853	92	ZBA245	68
	105	ZB4FA68	79	ZB4FH1	85	ZB4FK1863	92	ZBA331	68
ZB4BZ009	104		83	ZB4FH02	85	ZB4FK1883	92	ZBA333	68
ZB4BZ012	76	ZB4FA88	83	ZB4FH2	85	ZB4FL1	80	ZBA334	68
	77	ZB4FA131	81	ZB4FH03	85	ZB4FL2	80	ZBA335	68
	98	ZB4FA133	81	ZB4FH3	85	ZB4FL3	80	ZBA336	68
ZB4BZ021	77	ZB4FA136	81	ZB4FH4	85	ZB4FL4	80	ZBA343	68
	98	ZB4FA141	81	ZB4FH4	85	ZB4FL4M34	80	ZBA344	68
ZB4BZ022	77	ZB4FA142	81	ZB4FH5	85	ZB4FL5	80	ZBA346	68
	98	ZB4FA145	81	ZB4FH5	85	ZB4FL6	80	ZBA432	68
ZB4BZ62	50	ZB4FA232	81	ZB4FH6	85	ZB4FL232	81	ZBA434	68
ZB4BZ64	50	ZB4FA233	81	ZB4FH6	85	ZB4FL233	81	ZBA435	68
ZB4BZ65	50	ZB4FA234	81	ZB4FH013	86	ZB4FL234	81	ZBA639	68
ZB4BZ66	50	ZB4FA235	81	ZB4FH13	86	ZB4FL235	81	ZBA708	41
ZB4BZ0077	76	ZB4FA245	81	ZB4FH033	86	ZB4FL432	81	ZBA709	41
ZB4BZ079	105	ZB4FA331	81	ZB4FH33	86	ZB4FL432	81	ZBA710	41
ZB4BZ101	100	ZB4FA333	81	ZB4FH043	86	ZB4FL433	81	ZBA2934	68
ZB4BZ102	100	ZB4FA334	81	ZB4FH43	86	ZB4FL434	81	ZBA2935	68
ZB4BZ103	100	ZB4FA335	81	ZB4FH53	86	ZB4FL435	81	ZBA7131	41
ZB4BZ104	100	ZB4FA336	81	ZB4FH53	86	ZB4FSZ3	77	ZBA7134	41
ZB4BZ105	100	ZB4FA341	81	ZB4FH063	86		98	ZBA7138	41
ZB4BZ106	100	ZB4FA342	81	ZB4FH63	86	ZB4FV013	93	ZBA7138	41
ZB4BZ107	100	ZB4FA432	81	ZB4FH83	86	ZB4FV033	93	ZBA7232	41
ZB4BZ141	100	ZB4FA433	81	ZB4FH83	86	ZB4FV043	93	ZBA7235	41
ZB4BZ0217	77	ZB4FA434	81	ZB4FJ2	88	ZB4FV053	93	ZBA7237	41
	98	ZB4FA435	81	ZB4FJ3	88	ZB4FV063	93	ZBA7331	41
ZB4BZ0227	77	ZB4FBZ007	77	ZB4FJ4	88	ZB4FV083	93	ZBA7335	41
	98		98	ZB4FJ5	88	ZB4FW113	84	ZBA7432	41
ZB4BZ1013	106	ZB4FBZ010	77	ZB4FJ7	88	ZB4FW133	84	ZBAF131	97
ZB4BZ1015	103		98	ZB4FJ8	88	ZB4FW143	84	ZBAF133	97
ZB4BZ1023	106	ZB4FBZ014	77		88	ZB4FW153	84	ZBAF136	97
ZB4BZ1025	103		98	ZB4FK1213	92	ZB4FW163	84	ZBAF137	97
ZB4BZ1033	106	ZB4FBZ100	77	ZB4FK1233	92	ZB4FW183	84	ZBAF138	97
ZB4BZ1035	103		98	ZB4FK1243	92	ZB4FW313	83	ZBAF141	97
ZB4BZ1043	106	ZB4FD2	87	ZB4FK1253	92	ZB4FW333	83	ZBAF142	97
ZB4BZ1045	103	ZB4FD2M178	87	ZB4FK1263	92	ZB4FW343	83	ZBAF145	97
ZB4BZ1053	106	ZB4FD3	87	ZB4FK1283	92	ZB4FW353	83	ZBAF232	97
ZB4BZ1055	103	ZB4FD4	87	ZB4FK1283	92	ZB4FW353	83	ZBAF233	97
ZB4BZ1905	50	ZB4FD5	87	ZB4FK1313	92	ZB4FW363	83	ZBAF234	97
ZB4BZ2005	50	ZB4FD7	87	ZB4FK1333	92	ZB4FW383	83	ZBAF235	97
ZB4BZ2105	50	ZB4FD8	87	ZB4FK1343	92	ZB4FW913	83	ZBAF245	97
ZB4FA0	79	ZB4FD29	90	ZB4FK1353	92	ZB4FW933	83	ZBAF255	97
ZB4FA1	79	ZB4FD39	90	ZB4FK1363	92	ZB4FW943	83	ZBAF331	97
ZB4FA2	79	ZB4FD59	90	ZB4FK1383	92	ZB4FW953	83	ZBAF333	97
ZB4FA3	79	ZB4FD79	90	ZB4FK1413	92	ZB4FW963	83	ZBAF334	97
ZB4FA3M33	79	ZB4FD89	90	ZB4FK1433	92	ZB4FW983	83	ZBAF335	97
ZB4FA4	79	ZB4FG0	89	ZB4FK1443	92	ZB4S23	76	ZBAF336	97
ZB4FA5	79	ZB4FG1	89	ZB4FK1453	92	ZB4S237	76	ZBAF337	97
		ZB4FG01	89	ZB4FK1463	92	ZB5FAZ902	111	ZBAF338	97
				ZB4FK1483	92	ZB5SZ3	76	ZBAF341	97
								ZBAF342	97

Control and signaling units

Harmony XB4, metal

Product reference index

ZBAF343	97	ZBV6	110	ZBY9W3B330	46	ZBY2364	71	ZBYF4101C0	94
ZBAF344	97	ZBV011	69	ZBY9W3B430	46	ZBY2366	71	ZBYF6101	94
ZBAF432	97	ZBV013	69	ZBY9W3B501	46	ZBY2367	71	ZBYF6101C0	94
ZBAF433	97	ZBV014	69	ZBY9W3B630	46	ZBY2367C0	71	ZBYF6102	94
ZBAF434	97	ZBV015	69	ZBY9W101	46	ZBY2385	71	ZBYF6102C0	94
ZBAF435	97	ZBV016	69	ZBY0101	74	ZBY4100	74	ZBYFP2101	94
ZBAF639	97	ZBV017	69		95		95	ZBYFP2101C0	94
ZBAF2934	97	ZBV18B1	102	ZBY0102	74	ZBY4101	70	ZBYFP2103	94
ZBAF2935	97	ZBV18G1	102		95	ZBY4101C0	70	ZBYFP2103C0	94
ZBD8D1	112	ZBV18M1	102	ZBY0123	70	ZBY5100	73	ZBYFP2104	94
ZBDA185	111	ZBV0113	69	ZBY1101	75	ZBY5101	73	ZBYFP2104C0	94
ZBDD2	113	ZBV0133	69		96	ZBY5102	73	ZBYFP2166	94
ZBE000	114	ZBV0143	69	ZBY1147	75	ZBY6101	73	ZBYFP2166C0	94
ZBE101	100	ZBV0153	69		96	ZBY6101C0	73	ZBYFP2178	94
ZBE102	100	ZBV0163	69	ZBY2101	70	ZBY6102	73	ZBYFP2178C0	94
ZBE201	100	ZBVB1	101	ZBY2101C0	70	ZBY6102C0	73	ZBYFP2186	94
ZBE202	100	ZBVB15	104	ZBY2103	70		73	ZBYFP2186C0	94
ZBE203	100	ZBVB17	105	ZBY02103	74	ZBY8101	47	ZBYFP2303	94
ZBE204	100	ZBVB37	105		95	ZBY8160	47	ZBYFP2303C0	94
ZBE205	100	ZBVB47	105	ZBY2103C0	70	ZBY9101	47	ZBYFP2304	94
ZBE302	100	ZBVB67	105	ZBY2104	70	ZBY9101M	49	ZBYFP2304C0	94
ZBE501	100	ZBVB87	105	ZBY2104C0	70	ZBY9120	47	ZBYFP2367	94
ZBE502	100	ZBVBG1	101	ZBY2107	70	ZBY9121	47	ZBYFP2367C0	94
ZBE503	100	ZBVBG15	104	ZBY2108	70	ZBY9130M	49	ZBYFP2367C0	94
ZBE504	100	ZBVG1	101	ZBY2111	70	ZBY9130T	48	ZBYFP6101	94
ZBE505	100	ZBVG15	104	ZBY2113	70	ZBY9140M	49	ZBYFP6101C0	94
ZBE701	105	ZBVG15	104	ZBY2114	70	ZBY9140T	48	ZBYLEG101000	114
ZBE702	105	ZBVG15	104	ZBY2123	70	ZBY9160	47	ZBYLEG201000	114
ZBE1013	106	ZBVGM1T	101	ZBY2126	70	ZBY9160M	49	ZBYLEG301000	114
ZBE1015	103	ZBVJ1	101	ZBY02126	74	ZBY9220	47	ZBYLEG302000	114
ZBE1016	100	ZBVJ15	104		95	ZBY9230M	49	ZBYLEG303000	114
ZBE1016P	100	ZBVM1	101	ZBY2130	70	ZBY9230T	48	ZBYLEG304000	114
ZBE1016P3	106	ZBVM15	104	ZBY2131	70	ZBY9260	47	ZBYLEG401000	114
ZBE1023	106	ZBY001	100	ZBY2134	70	ZBY9260M	49	ZBYLEG402000	114
ZBE1025	103	ZBY001	105	ZBY2135	70	ZBY9320	47	ZBYLEG501000	114
ZBE1026	100	ZBY2H101	70	ZBY2147	70	ZBY9330M	49	ZBYLEG502000	114
ZBE1026P	100	ZBY4H101	70	ZBY2164	70	ZBY9330T	48	ZBYLEG503000	114
ZBE1026P3	106	ZBY6H101	73	ZBY2166	70	ZBY9360	47	ZBYLEG504000	114
ZBE2033	106	ZBY6H102	73	ZBY2166C0	70	ZBY9360M	49	ZBYM2101	72
ZBE2053	106	ZBY9W2B101	46	ZBY2178	70	ZBY9420	47	ZBYM2103	72
ZBE5023	106	ZBY9W2B130	46	ZBY02178	74	ZBY9430M	49	ZBYM2104	72
ZBE7016	105	ZBY9W2B140	46		95	ZBY9460M	49	ZBYM2166	72
ZBE7026	105	ZBY9W2B230	46	ZBY2178C0	70	ZBY9530M	49	ZBYM2178	72
ZBE10163	106	ZBY9W2B330	46	ZBY2179	70	ZBY9620	47	ZBYM2186	72
ZBG421E	112	ZBY9W2B430	46	ZBY2185	70	ZBY9630M	49	ZBYM2303	72
ZBG455	112	ZBY9W2B501	46	ZBY02185	74	ZBY9730M	49	ZBYM2304	72
ZBG455P	112	ZBY9W2B630	46		95	ZBY9830M	49	ZBYM2367	72
ZBG458A	112	ZBY9W2G101	46	ZBY2186	70	ZBYF2101	94	ZBYM6101	73
ZBG520E	112	ZBY9W2G130	46	ZBY2186C0	70	ZBYF2101C0	94	ZBYP2101	72
ZBG3131A	112	ZBY9W2G140	46	ZBY2303	71	ZBYF2103C0	94	ZBYP2101C0	72
ZBGK	112	ZBY9W2G230	46	ZBY2303C0	71	ZBYF2166	94	ZBYP2103	72
ZBGP	113	ZBY9W2G330	46	ZBY2304	70	ZBYF2166C0	94	ZBYP2103C0	72
ZBP0	69	ZBY9W2G430	46	ZBY02304	74	ZBYF2178	94	ZBYP2104	72
ZBP0A	69	ZBY9W2G630	46		95	ZBYF2178C0	94	ZBYP2104C0	72
ZBP012	69	ZBY9W2M101	46	ZBY2304C0	70	ZBYF2186	94	ZBYP2166	72
ZBP013	69	ZBY9W2M130	46	ZBY2305	71	ZBYF2186C0	94	ZBYP2166C0	72
ZBP013	69	ZBY9W2M130	46	ZBY2306	71	ZBYF2186C0	94	ZBYP2178	72
ZBP014	69	ZBY9W2M140	46	ZBY2311	71	ZBYF2303	94	ZBYP2178C0	72
ZBP015	69	ZBY9W2M230	46	ZBY2312	71	ZBYF2303C0	94	ZBYP2186	72
ZBP016	69	ZBY9W2M330	46	ZBY2313	71	ZBYF2304	94	ZBYP2186C0	72
ZBP017	69	ZBY9W2M430	46	ZBY2314	71	ZBYF2304C0	94	ZBYP2303	72
ZBPA	69	ZBY9W2M630	46	ZBY2322	71	ZBYF2367	94	ZBYP2303C0	72
ZBSP1	76	ZBY9W3B101	46	ZBY2323	71	ZBYF2367C0	94	ZBYP2304	72
ZBSP2	76	ZBY9W3B130	46	ZBY2326	71		94		
ZBSP3	76	ZBY9W3B140	46	ZBY2330	71	ZBYF4101	94		
ZBV5B	101	ZBY9W3B230	46	ZBY2334	71				

ZBYP2304C0	72
ZBYP2367	72
ZBYP2367C0	72
ZBYP6101	73
ZBYP6101C0	73
ZBZ001	100 105
ZBZ003	114
ZBZ006	105
ZBZ007	114
ZBZ010	105
ZBZ012	105
ZBZ28	50
ZBZ32	70
ZBZ32C0	70
ZBZ33	73
ZBZ33C0	73
ZBZ34	70
ZBZ35	73
ZBZ58	50
ZBZ60	50
ZBZ60	51
ZBZ110	105
ZBZ1600	48
ZBZ1602	48
ZBZ1604	48
ZBZ1605	48
ZBZ1606	48
ZBZ1902	51
ZBZ2102	50
ZBZ3605	48
ZBZF32	94
ZBZF33	94
ZBZG156	102
ZBZM156	102
ZD4PA12	67
ZD4PA14	67
ZD4PA22	67
ZD4PA24	67
ZD4PA103	67
ZD4PA203	67

Life Is On



Learn more about our products at
www.se.com

The information provided in this documentation contains general descriptions and/or technical characteristics of the performance of the products contained herein. This documentation is not intended as a substitute for and is not to be used for determining suitability or reliability of these products for specific user applications. It is the duty of any such user or integrator to perform the appropriate and complete risk analysis, evaluation and testing of the products with respect to the relevant specific application or use thereof. Neither Schneider Electric nor any of its affiliates or subsidiaries shall be responsible or liable for misuse of the information contained herein.

Design: Schneider Electric
Photos: Schneider Electric

Schneider Electric Industries SAS

Head Office
35, rue Joseph Monier - CS 30323
F-92500 Rueil-Malmaison Cedex
France

DIA5ED21212EN
August 2022 - V15.0

X-ON Electronics

Largest Supplier of Electrical and Electronic Components

Click to view similar products for [Keylock Switches](#) category:

Click to view products by [Schneider](#) manufacturer:

Other Similar products are found below :

[58J9A90-01C02N](#) [719-0201-000](#) [719-0202-000](#) [719-5504-000](#) [84800-04](#) [88672-00](#) [GKNC33L](#) [PVA2OAH5](#) [HA1K-2C2VA-2](#) [14-235.022K](#)
[AS6M-2K1B](#) [1571487-1](#) [1571489-1](#) [KEY-AS6](#) [KH3C-20C](#) [8928K493](#) [2SWK131AL102](#) [AS6M-2K1A](#) [HW1K-31BF20](#) [51-155.025D](#) [1-](#)
[1437597-8](#) [58M1422](#) [84800-03](#) [86945-05](#) [719-0204-000](#) [719-0205-000](#) [719-0801-000](#) [719-0804-000](#) [88422-18](#) [51-295.025D](#) [51-378.F22D](#)
[58J9A60-01C02N](#) [51-382.022D](#) [M81E0600](#) [719-0802-000](#) [719-5501-000](#) [719-5502-000](#) [Y1122-F503ALFT](#) [Y1122-F504ALFT](#) [84824-03](#)
[CW4K-2BE10](#) [ACSNK-229-C2001](#) [50073975-02](#) [ASD0201KT8](#) [ASD2K10NU](#) [ASD2K11NU](#) [CW4K-2AE20-1H](#)
[KSC331GSPECIALDELTA LFS](#) [30PA40-AML](#) [84809-05](#)