



Harmony XB5 Plastic

Control and signaling units



Harmony

Discover [Harmony](#)

Advanced operator interface and industrial relays

Harmony operator interface and industrial relays enhance operational efficiency and equipment availability across industrial and building applications. Harmony includes intelligent connected products and edge terminals that visualize, gather and process data, enabling informed operator decisions

Explore our offer

- [Harmony](#) Push Buttons and Switches
- [Harmony](#) HMI Operator Terminals, IPC and EdgeBox
- [Harmony](#) Signaling Devices
- [Harmony](#) Electrical Relays
- [Harmony](#) Safety

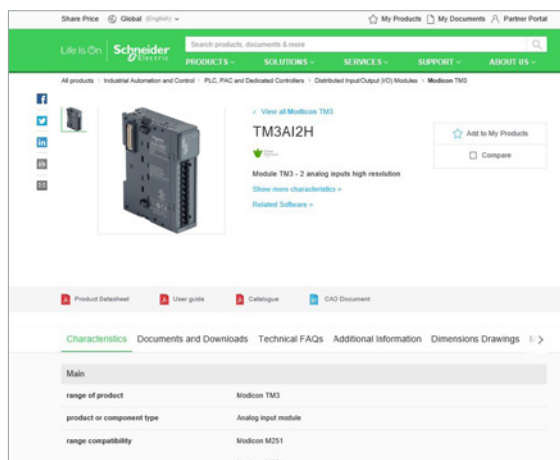
Quick access to product information

Get technical information about your product

References

Modicon TM3
I/O expansion modules for Modicon controllers
Analog I/O modules

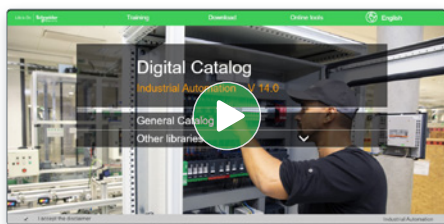
| Number and type of channels | Input range | Output range | Resolution | Input terminal (Modicon TM3) | Reference | Weight (kg) |
|-------------------------------------|--|------------------------|--------------------|------------------------------|-----------|-------------|
| 2 enhancement inputs | -10...+10VDC 0...20mA I, 20mA | 0...12VDC 0...12VDC | 12 bits 12 bits | TERMINAL | TM3AI2H | 0,110 |
| 4 enhancement inputs | -10...+10VDC 0...20mA I, 20mA | 0...12VDC 0...12VDC | 12 bits 12 bits | TERMINAL | TM3AI4H | 0,110 |
| 4 enhancement or temperature inputs | Thermocouples I.C., K, S, E, J, C, O Temperature sensors PT100, PT200, PT500, PT1000 I.C., S, E, J, C, O | 0...12VDC 0...12VDC | 12 bits 12 bits | TERMINAL | TM3AI4T | 0,110 |
| 4 differential temperature inputs | Thermocouples I.C., K, S, E, J, C, O Temperature sensors PT100, PT200, PT500, PT1000 I.C., S, E, J, C, O | 0...12VDC 0...12VDC | 12 bits 12 bits | TERMINAL | TM3AI4D | 0,110 |
| 2 enhancement | -10...+10VDC | 0...12VDC | 12 bits | TERMINAL | TM3AI2H | 0,110 |



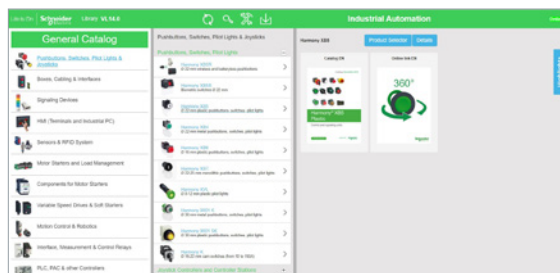
Each commercial reference presented in a catalog contains a hyperlink. Click on it to obtain the technical information of the product:

- Characteristics, Dimensions and drawings, Mounting and clearance, Connections and schemas, Performance curves
- Product image, Instruction sheet, User guide, Product certifications, End of life manual

Find your catalog



- > With just 3 clicks, you can access the Industrial Automation and Control catalogs, in both English and French
- > Consult digital automation catalogs at [Digi-Cat Online](#)

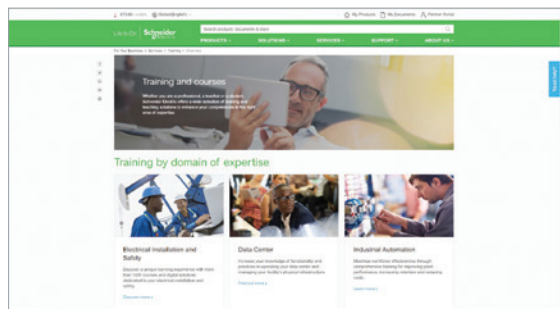


- Up-to-date catalogs
- Embedded product selectors, 360° pictures
- Optimized search by commercial references

Select your training



- > Find the right [Training](#) for your needs on our Global website
- > Locate the training center with the selector tool, using this [link](#)



General contents

Harmony XB5 plastic

| | |
|---|--------------------------|
| ■ General presentation | page 3 |
| ■ Presentation | |
| □ Presentation, installation, and environment..... | page 12 |
| Selection guide | page 14 |
| ■ Description | |
| □ Complete units, XB5A..... | page 16 |
| □ Sub-assemblies, ZB5A and ZB5F..... | page 18 |
| ■ Installation | |
| □ Contact mounting - Contact sequence..... | page 26 |
| ■ References for Diameter 22 mm mounting | |
| □ Spring return pushbuttons, unmarked and with marking..... | page 29 |
| □ Illuminated pushbuttons, spring return | |
| - With Universal LED and BA 9s base fitting..... | page 33 |
| □ Multiple-headed pushbuttons, spring return..... | page 37 |
| □ Mushroom head pushbuttons, spring return and latching..... | page 39 |
| □ Emergency stop and Emergency switching off functions..... | page 41 |
| □ Illuminated Emergency stop and Emergency switching off function..... | page 43 |
| □ Emergency stop with monitoring contacts and circular yellow legends..... | page 44 |
| □ Accessories for pushbuttons..... | page 47 |
| □ General safe stop..... | page 50 |
| □ Large head pushbuttons with integrated bellows..... | page 51 |
| □ Pushbuttons and illuminated pushbuttons, push-push..... | page 52 |
| □ Pushbuttons, “push-turn to release”..... | page 53 |
| □ Selector switches | |
| - With standard handle and long handle..... | page 54 |
| - Key switches, knurled knob, and toggle switches..... | page 56 |
| - Illuminated, with standard handle and Universal LED..... | page 58 |
| □ Pilot lights | |
| - With Universal LED and BA 9s base fitting..... | page 60 |
| - 3-phase pilot light with Universal LED, push-to-test pilot light..... | page 63 |
| □ Specific functions | |
| - Manual overload reset pushbuttons, potentiometers..... | page 64 |
| - Timers, hour counters, Annunciators, USB/RJ45 ports, Fuse carrier, Basic display, and Configurable display..... | page 65 |
| - Joystick controllers with screw clamp terminal connections..... | page 67 |
| □ Accessories | |
| - For heads..... | page 68 |
| - Legends, legend holders, legends panel, and illuminated rings..... | page 71 |
| ■ References for diameter 30 mm, Flush mounted | |
| □ Flush mounted spring return pushbutton, unmarked and with marking..... | page 79 |
| □ Flush mounted illuminated pushbutton, spring return | |
| - With Universal LED..... | page 82 |
| □ Flush mounted pushbuttons with push-push, illuminated and non-illuminated..... | page 85 |
| □ Flush mounted selector switches | |
| - With standard handle and long handle..... | page 87 |
| - Key switches, and with knurled knob..... | page 89 |
| - Illuminated, with standard handle and Universal LED..... | page 91 |
| □ Flush mounted pilot light with Universal LED..... | page 92 |
| ■ Common components and accessories | |
| □ Body/contact assemblies and light blocks..... | page 101 |
| ■ Product reference index | page 116 |

Control and signaling units

Pushbuttons, switches, and pilot lights



Life Is On


Schneider
Electric

Control and signaling units


Harmony XB5 plastic

Pushbuttons, switches, and pilot lights

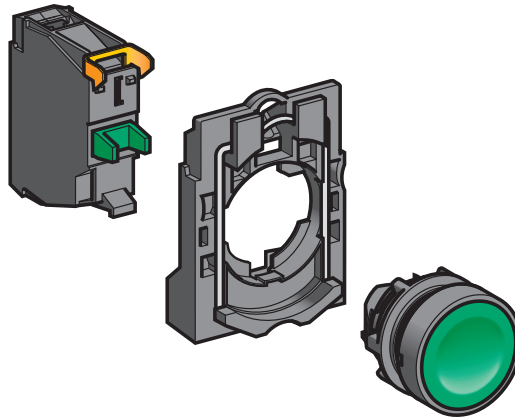
The Harmony XB5 range of plastic pushbuttons, switches, and pilot lights combines simplicity of installation, flexibility, and robustness to meet the majority of industrial applications. It delivers one of the most comprehensive product ranges available on the market and meets the robustness and performance requirements for the majority of industrial applications.



Complete unit for repetitive orders XB5AA31



Sub-assembly (for additional flexibility) ZB5AZ101 + ZB5AA3



Basic elements (for optimum flexibility) ZBE101 + ZB5AZ009 + ZB5AA3

A single provider

Our team of experts understands the needs of our customers in terms of their processes and applications. The Harmony ranges are available globally wherever you need them.

The confidence of a market leader

- > More than 50 years' experience designing switches, pushbuttons, and pilot lights
- > A global network of partners and distributors you know and trust
- > Worldwide product availability with over 17,000 points of sale in more than 100 countries

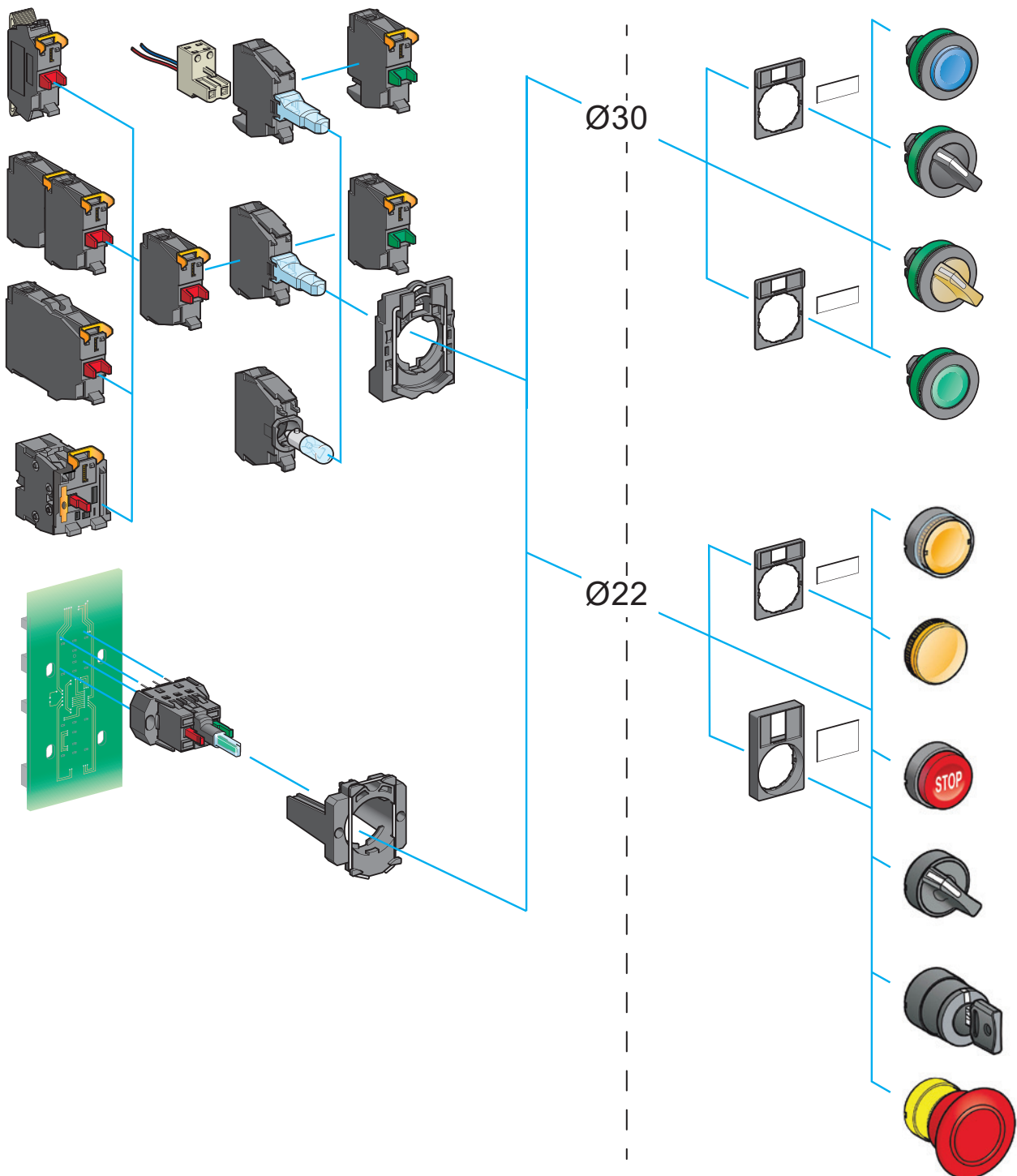


A global network of partners you can rely on to support customized end-to-end solutions

Control and signaling units

Harmony XB5 plastic

Pushbuttons, switches, and pilot lights



360°



360° view
Click on the image for 3D view



Customized products

Modern design

Harmony delivers an innovative and ergonomic design that allows easy operation and improves the look and feel of your control panels and machines.

Improved reliability of panels, machines, and processes

- > The flush-mounting solution addresses the market demands for ergonomic design and aesthetics
- Built-in flush pushbuttons
- Flush mounting kit accessories
- > Pushbuttons and switches with a vibrant color pallet

A touch of style for your electrical panels

- > Innovative design without compromise on cost
- > Better perceived quality of your machines and panels
- > A clearer view of control features

Define your own style with powerful customization abilities

- > Markings on pushbutton, illuminated pushbuttons, and pilot lights caps
- > Markings on the bezel for all built-in flush products
- > Markings on accessories, like legend plates and legend panels





Emergency stop pushbutton with illuminated rings

Operational efficiency

The Harmony XB5 range offers innovative features for ease-of-use to make an operator's work simpler and more efficient.

Improved operator efficiency

- > Illuminated Emergency stop pushbutton solutions that help you quickly find the E-stop button responsible for the production downtime
- > Robust illuminated and non-illuminated buzzers providing water resistance up to IP66, IP67, IP69, and IP69K
- > High brightness and full-surface illumination of pushbuttons and selector switches

Reduce safety risk and downtime machine

- > Monitor the Emergency stop head connection with the NC safety monitoring contact block reduce human error during maintenance or installation of the machine
- > Integrated two functions in one to keep existing cabling and avoid extra connection risk




NC monitoring contact block

Universal LED block for all illuminated functions

Harmony streamline the structure of pilot lights and actuators using LED by moving from 6 colored LEDs to a universal source of luminosity.

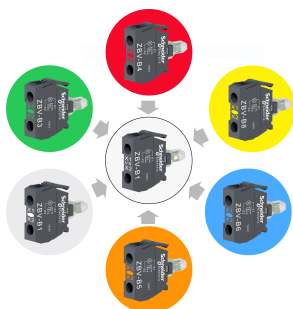
A unique technology that leads to the best lighting solution

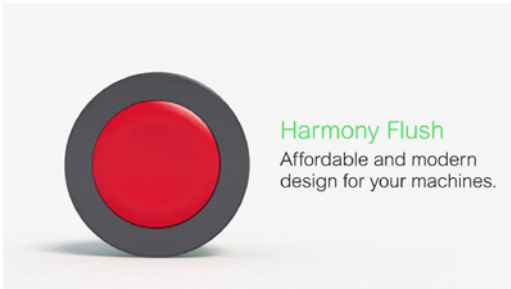
- > Divide by 6 the stocked part numbers (for a given wiring & voltage solution)
- > Astonishing intensity and contrast with enhanced color purity
- > Reduce conception and installation time
- > Simplified maintenance
- > Avoid errors on pairing between heads and light blocks, nomenclatures are simplified



LED rationalization while ensuring the same functionality

The universal light blocks are now identifiable in the catalog with the below logo as well as physically on the product with the two letters "UN".






Affordable

Harmony delivers simplicity and efficiency while helping to keep your costs down.


Increasing operator's efficiency

- > USB and RJ45 ports for a simple, effective way to connect a PC or USB
- > Timer for simple adjustment of your machine's time settings
- > 3-phase pilot lights mounted in a single 30 mm (1.181 in.) diameter hole
- > Potentiometer with integrated resistor
- > Yellow illuminated functions

Small displays in a diameter 22 mm hole for quicker mounting



USB port




RJ45 port



Timer



3-phase indicator



Complete potentiometer



Buzzer



Basic display

Mounting options for easy access to functions on the front panel



Legend panel

Legend panels that help simplify installation

- > Holes positions are clearly identified and aligned on the legend panels
- > Just stick the legend panel on your operator interface surface and punch the hole where indicated
- > Save up to 75% of installation time compared with conventional hole alignment methods

Compatible with control stations and enclosures

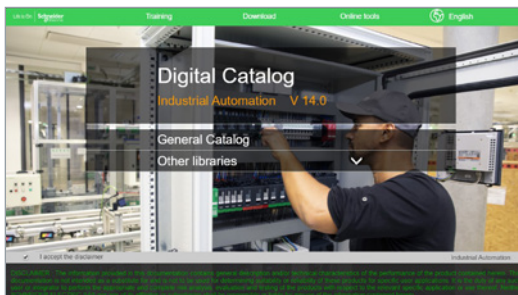
The Harmony XB5 range is compatible with a wide range of control stations and enclosures

- > XALD/K: standard/yellow plastic box for XB5
- > XALG: for chemical application and/or IP69K solution
- > XALF: dedicated for lift application with XB5 or XB7
- > XAPA: polyster resin for outdoor or chemical application
- > XAPD: standard metal grey box (RAL7035)



Product Selector

Web digital selector
Click to open the selector



Digi-Cat
Click to download Digi-Cat

Simple selection

Harmony XB5 delivers a comprehensive range of modular products that enable simple selection to help minimize your costs right from the beginning.

Digital tools help you select the right product and customize it to meet your needs

- > Digi-Cat, for easy, up-to-date, access to the PDF catalogs
- > Web digital selector to help you find the right reference for your application and customize your product

Easy to convert from standard to flush mounted pushbuttons

- > Harmony XB5 pushbuttons offer the flexibility to convert from standard to flush mounting versions by simply changing a single letter in the product reference.

Example:

ZB5AA3



Standard mounting



ZB5FA3



Flush mounting



The secret of robustness
Click to open video (46 sec)

Robustness

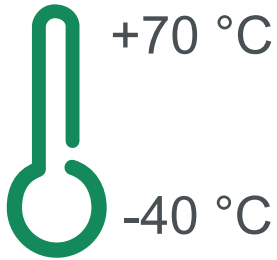
Harmony XB5 delivers extremely robust performance even in severe environments.

Improved reliability of panels, machines, and processes

- > Sealing effectiveness rated up to IP66, IP67, IP68, IP69, IP69K, and type 4X
- > High impact resistance up to IK06 rating
- > Operating temperature ranging from -40 to +70 °C / -40 to +158 °F
- > Compliance with international standards (IEC, UL, CCC, EAC, JIS)
- > Marine certified (BV, LROS, BDNV, GL)

IP69

Robust performance
even in harsh
environments



High electrical performance

- > Contacts and heads designed to prevent vibration, helping to ensure secure mounting and wiring
- Choose from standard, low-load, and high-power electrical contacts

Lower maintenance

- > Harmony pushbuttons are designed to perform up to 10 million operations.
- This represents more than 1,000 operations a day for 27 years



Marine environment
Click to open video (42 sec)

Adapted to your applications, segments, and operating environments

Harmony offers a unique and unrivalled depth of range delivering products adapted to your applications, segments, and operating environments.



Material working



Packaging



Pumping



Consumer packaged goods



Water & waste water



Oil & Gas



Material handling

Control and signaling units

Harmony XB5, plastic

Pushbuttons, switches, and pilot lights



Harmony XB5 range of control and signaling units for Ø 22 mm/0.866 in. mounting



Harmony XB5 flush mounted control and signaling units for Ø 30 mm/1.181 in mounting



Harmony Digital Panel meter

Presentation

The Harmony XB5 plastic range of modular control and signaling units combines simplicity of installation, flexibility, and robustness. It meets the requirements of the majority of industrial applications. These units are either complete products or separate components for customer assembly.

This range includes:

- Pushbuttons, selector/key switches, Emergency stop functions, and multiple-headed pushbuttons designed for parameter settings, adjustments, and start/stop control of machines and installations
- Pilot lights, illuminated pushbuttons, illuminated selector switches, and illuminated Emergency stop functions designed for visual signaling
- Flush mounting heads for Ø 30 mm/1.181 in. mounting and flush mounting kit accessories combined to offer a modern look to the control panel
- Harmony basic and configurable display offers data visualization
- Various accessories including protective covers, legends and legend holders, pushbutton caps, boots, bulbs, etc.

The pushbutton and switch control offer (illuminated and non-illuminated) is both broad and comprehensive:

- Pushbuttons, spring return with flush push, projecting push, recessed push, booted flush push, or mushroom head
- Emergency stop pushbuttons with three types of head: push-pull, turn to release, and key release
- Pilot lights and illuminated pushbuttons with universal LED and BA 9s base fitting bulbs
- Selector switches with different types of operator: standard handle, long handle, knurled knob, or key
- Choice of heads: circular, rectangular, double-head/triple-head rectangular, or toggle
- Colors of push: white, black, green, orange, blue, red, or yellow
- Connection type: screw clamp connector, faston connector, spring terminal, or for printed circuit board
- Contact blocks for general purpose or specific applications (low current, standard or high-power switching)
- Choice of heads to meet the majority of industrial needs, from the most basic pushbuttons and pilot lights, to functions meeting modern machine requirements, such as USB & RJ45 ports
- Wide choice of accessories and spare parts
- Configurable display for simple machine function
- Other specific functions: complete potentiometer, hour counters, annunciator, or joystick controllers

Innovative complementary offers are also available:

- Control and signaling units for severe applications
- Wireless and batteryless pushbuttons
- Biometric switches

Basic display: Harmony Digital Panel meter

Harmony XBH is a digital panel meter for mounting on a control panel or directly on the front of a machine. With the simple 4-digit display, it is easy to view process data from long distances. The display is easy to mount directly in a Ø 22 mm/0.866 in. hole and is supplied directly from the measuring loop. It has 2 digital outputs for setting a high and low limit and can be configured using the blue and red buttons on the side of the housing. An external alarm can be connected to the panel meter for providing an additional alert in the event of reaching a high or low limit threshold. Harmony XBH panel meters have an IP65 protection rating and the operating temperature can be between -20 and 60 °C/-4 and 140 °F.

The following settings can be adjusted using the configuration buttons:

- Minimum and maximum value of the input signal
- Number of decimals
- Number of measurements per second
- LOW limit and HIGH limit output threshold
- LOW limit and HIGH limit hysteresis and time delay
- Password protection for the configuration

Control and signaling units

Harmony XB5, plastic


Pushbuttons, switches, and pilot lights

Installation

Harmony XB5 products are both simple and quick to install:

- Mounting by single installer (self-maintaining head in its cut-out)
- Clip-together component system (head, body, contact blocks, and LED)
- Anti-loosening system for screw clamp terminals on contact blocks

Harmony XB5 standard mounting products are installed with or without a notch in a $\varnothing 22$ mm/0.866 in. hole, thanks to the self-cleavable orientation pin.



For installation of Harmony XB5 standard mounting products



For installation of Harmony XB5 flush mounting products

Harmony XB5 flush mounting products are installed without a notch in a $\varnothing 30$ mm/1.181 in. hole. This gives flush mounting products the same actuating area as that of standard mounting products, offering optimized ergonomics for operators even when wearing gloves.

Flush solutions mounted in a $\varnothing 22$ mm/0.866 in. hole can be achieved using the Harmony XB6 range. Please refer to the Harmony XB6 catalog for details.

Environment

The performance of the Harmony XB5 range meets some of the most demanding international standards and approvals:

- Certified and approved for meeting requirements worldwide: EN/IEC, CE marking, UL, CSA, CCC, EAC, JIS, NEMA, and marine approvals
- Protection against the ingress of solid foreign objects, dust, and water: IP66, 67, 69, 69K, type 4X
- Operating temperature range from -40 °C to $+70$ °C / -40 °F to $+158$ °F for outdoor applications
- High chemical robustness
- Shock protection level up to IK03
- High vibration resistance with shakeproof connection screws (periodic retightening unnecessary)

| Product type | Pilot lights | Pushbuttons, selector switches, and pilot lights | | | Biometric switches | |
|---------------------------------------|---|---|--|--|--|-----------------------------|
| |  |  |  |  |  | |
| Description of range | <ul style="list-style-type: none"> LED pilot lights | <ul style="list-style-type: none"> Pushbuttons Multiple-headed pushbuttons Emergency Stop pushbuttons Selector switches and key switches Illuminated pushbuttons Pilot lights Flush mounted pushbuttons, selector switches, and pilot lights (1) | | | <ul style="list-style-type: none"> Fingerprint readers 24V ~ Stand-alone biometric switches Stand-alone USB biometric switches USB biometric switches dedicated to Schneider HMI (2) | |
| Features | Products | Monolithic, compact, low consumption | Complete units or sub-assemblies (body + head) | | | Monolithic |
| | Bezel | Double insulated | Double insulated (4) | Metal, chromium plated, or black | Double insulated | Double insulated, dark gray |
| | Shape of head | Circular | Circular, square, or rectangular | Circular | Circular or square | – |
| Drilling or cut-out for fixing | | Ø 8 mm and Ø 12 mm/0.315 in. and 0.472 in. | Ø 16 mm/0.630 in. | Ø 22 mm/0.866 in. Ø 30 mm/1.181 in. (for flush mounted control and signaling units) | Ø 22 mm/0.866 in. | |
| Degree of protection | Conforming to IEC 60529 | IP40 IP65 with seal | IP65 | IP66, IP67, IP69, and IP69K | IP65 (control button) | |
| | Conforming to UL 508 and CSA C22-2 No. 14 | – | Enclosure type 4, 4X, and 13 | | | Enclosure type 12 |
| Cabling | | Tags for 2.8 x 0.5 mm/0.110 x 0.020 in. connectors or threaded connector | Faston connectors Solder pins for printed circuit boards (4) Fast connector socket (5) | Spring clamp terminal connections Screw clamp terminal connections Faston connectors Connector with adapter for printed circuit board | Cable or connectors | |
| Mounting | Panel thickness | 1...8 mm/0.039...0.315 in. | 1...6 mm/0.039...0.236 in. | | | |
| Type references | | XVLA | XB6, XB6E | XB4 | XB5 | XB5S |

(1) Flush mounted control and signaling units are available for Harmony XB4 and XB5 ranges only.
 (2) Compatible with Magelis iPC, STU, OT, GXO, GT (except GT1000 series), GK, GH, and GTO models.
 (3) Wireless and batteryless pushbutton and receiver ready-paired at the factory.

| Wireless and batteryless pushbuttons | Pushbuttons, selector switches, and pilot lights | Joystick controllers | Pushbuttons, selector switches, and pilot lights | Cam switches |
|--|--|--|--|--|
|  |  |  |  |  |
| <ul style="list-style-type: none"> Wireless and batteryless pushbuttons and rope pull switch Wireless receivers Harmony Hub | <ul style="list-style-type: none"> Pushbuttons Emergency Stop and Emergency switching off pushbuttons Selector switches and key switches Illuminated pushbuttons Pilot lights | <ul style="list-style-type: none"> 2- or 4-direction Stay put or spring return | <ul style="list-style-type: none"> Pushbuttons Emergency Stop pushbuttons Selector switches and key switches Illuminated pushbuttons Pilot lights | <ul style="list-style-type: none"> Switches Stepping switches Reversing and changeover switches Ammeter switches Voltmeter switches Reversing switches Star-delta and reversing star-delta switches Pole change switches |
| Ready-to-use packs (3) and "components" range | Monolithic | Complete units or sub-assemblies (body + head with lever) | Complete units or sub-assemblies (body + head) | Complete units or sub-assemblies (body + front panel+ head) |
| Metal, chromium plated, or double insulated, black | Double insulated, dark gray (or white for pilot lights) | Metal, chromium plated | Double insulated, black | Metal, chromium plated, or double insulated, black |
| Transmitter with circular head | Circular | Circular | Hexagonal | Square |
| Ø 22 mm/0.866 in. | | | Ø 30 mm/1.181 in. | Ø 16 or Ø 22 mm/0.630 or 0.866 in.: series K10 Ø 22 mm/0.866 in. and multifixing: series K1/K2 4 holes, 48 or 68 centers: series K30...K150 |
| IP65 | IP65 (control buttons and pilot lights) IP54 (Emergency switching off pushbuttons) | IP65 | IP66 | IP65: series K10 IP40, IP65 with seal: series K1/K2 IP40: series K30...K150 |
| Enclosure type 12 | Enclosure type 3 (pushbuttons and Emergency stop) and 4 (pilot lights) | Enclosure type 4, 4X and 13 | Enclosure type 4 and 13 (9001K) Enclosure type 4, 4X, 13 (9001SK) | – |
| Wireless (transmitter) Through cable (receiver) | Screw and captive clamp terminal connections Faston clip connections (pilot lights) | Screw and captive clamp terminal connections | | |
| 1...6 mm/0.039...0.236 in. | | | | 0.5...6 mm/0.020...0.236 in. (depending on model) |
| XB5R, XB4R | XB7 | XD4PA | XD2GA | XD5PA |
| | | | 9001K, 9001SK | K10, K1, K2, K30, K50, K63, K115, K150 |

(4) For Harmony XB6 only.
 (5) For Harmony XB6E only.

Control and signaling units

Harmony XB5, plastic

Diameter 22 mm Pushbuttons, switches, and pilot lights

Complete units, XB5A

Complete units

Contact functions



Flush push, unmarked
XB5AA●1/AA42
see [page 29](#)



Flush push, marked
XB5AA3311/AA33●1
see [page 32](#)



Projecting push, marked
XB5AL4322
see [page 32](#)

Pushbuttons, spring return

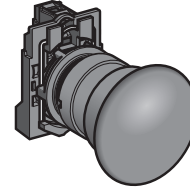


Booted flush push
XB5AP●1/AP42
see [page 31](#)

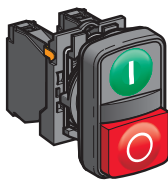


Projecting push, unmarked
XB5AL42
see [page 30](#)

Pushbuttons, spring return



Ø 40/1.575 in. Mushroom head
XB5AC21
see [page 39](#)




Double-headed
XB5AL73415
see [page 37](#)

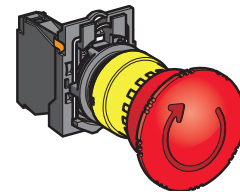


Triple-headed
XB5AA731327/XB5AA711237
see [page 38](#)

Multiple-headed pushbuttons, spring return

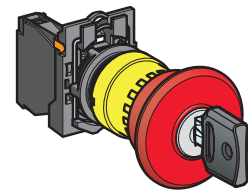


Emergency stop trigger action and mechanical latching
Ø 40/1.575 in. Push-pull (EN/ISO 13850)
XB5AT845
see [page 41](#)

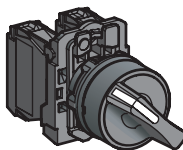


Ø 40/1.575 in. Turn to release (EN/ISO 13850)
XB5AS844●
see [page 41](#)


Emergency stop or Emergency switching off mushroom head pushbuttons



Ø 40/1.575 in. Key release (EN/ISO 13850)
XB5AS9445
see [page 41](#)

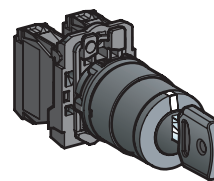


Standard handle, black
XB5AD●●
see [page 54](#)



Long handle, black
XB5AJ●●
see [page 55](#)

Selector switches and key switches







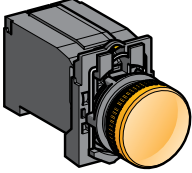





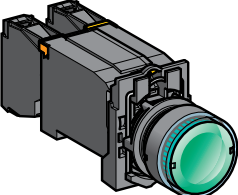

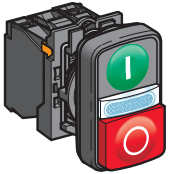

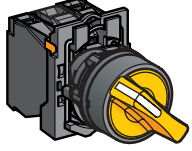

Key switch
XB5AG●●
see [page 56](#)

Control and signaling units

Harmony XB5, plastic

Diameter 22 mm Pushbuttons, switches, and pilot lights

Complete units, XB5A

| Complete units (continued) | Signaling functions | | |
|---|---|--|---|
| Pilot lights |   <p>Universal LED</p> <p>XB5AVB●/AVG●/AVM● see page 60</p> |   <p>For bulb with BA 9s base fitting</p> <p>Direct supply</p> <p>XB5AV6● see page 62</p> |   <p>Via integral transformer</p> <p>XB5AV3●/AV4● see page 62</p> |
| Combined functions | Contact and signaling functions | | |
| Illuminated pushbuttons, spring return, flush push |   <p>Universal LED</p> <p>XB5AW3●B5/AW3●G5/AW3●M5 see page 33</p> |   <p>For bulb with BA 9s base fitting</p> <p>Direct supply</p> <p>XB5AW3●65 see page 36</p> |   <p>Via integral transformer</p> <p>XB5AW3●35/AW3●45 see page 36</p> |
| Double-headed pushbuttons, spring return, and pilot light block |   <p>Universal LED</p> <p>XB5AW73731●5 see page 37</p> | | |
| Illuminated selector switches, standard handle |   <p>Universal LED</p> <p>XB5AK12●●5, XB5AK13●●5 see page 58</p> | | |

Control and signaling units

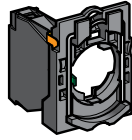
Harmony XB5, plastic

Diameter 22 mm Pushbuttons, switches, and pilot lights

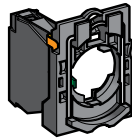
Sub-assemblies, ZB5A

Non-illuminated units for user assembly

For pushbuttons, spring return, unmarked

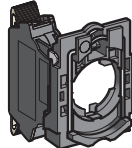


Screw clamp terminals
ZB5AZ10●/AZ141
see [page 101](#)



Faston
ZB5AZ10●3
see [page 107](#)

For pushbuttons, spring return, marked



Spring clamp terminals
ZBE10●5
ZB5AZ10●5
see [page 104](#)

For multiple-headed pushbuttons, spring return


For "push-push to release" pushbuttons

For "push-turn to release" pushbuttons

Contact functions

Body sub-assemblies

Head sub-assemblies



Flush push without cap/with set of 6 caps
ZB5AA0/AA9
see [page 29](#)

Flush push
ZB5AA●
see [page 29](#)

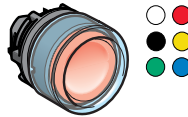
Flush push for insertion of legend
ZB5AA●8
see [page 29](#)



Projecting
ZB5AL●
see [page 30](#)



Recessed push
ZB5AA●6
see [page 30](#)



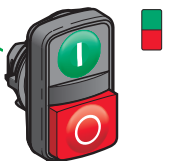
Booted flush push, for insertion of legend
ZB5AP●●/AP●S
see [page 31](#)



Flush push
ZB5AA●3●/AA●4●
see [page 32](#)



Projecting push
ZB5AL●3●
see [page 32](#)



Double-headed
ZB5AA7●●●/AA79
ZB5AL734●
see [page 37](#)



Triple-headed
ZB5AA7313●, ZB5AA711●●
ZB5AA72124, ZB5AA791
see [page 38](#)



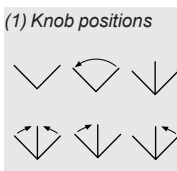
Flush push (caps mounted/not mounted)
ZB5AH●●/CH●●
see [page 52](#)



Projecting push
ZB5AH●
see [page 52](#)



Knurled knob (1)
ZB5AF
see [page 53](#)



Control and signaling units

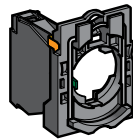
Harmony XB5, plastic

Diameter 22 mm Pushbuttons, switches, and pilot lights

Sub-assemblies, ZB5A

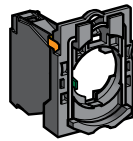
Non-illuminated units for user assembly (continued)

For mushroom head pushbuttons



Screw clamp terminals
ZB5AZ10●/AZ141
see [page 101](#)

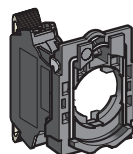
For Emergency stop or Emergency switching off mushroom head pushbuttons



Faston
ZB5AZ10●3
see [page 107](#)

Emergency stop trigger action and mechanical latching

Emergency switching off mechanical latching



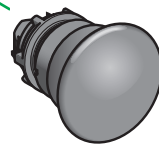
Spring clamp terminals
ZBE10●5
ZB5AZ10●5
see [page 104](#)

Emergency stop trigger action and mechanical latching

For selector switches and key switches

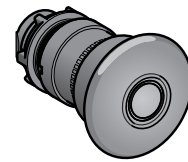
Contact functions (continued)

Head sub-assemblies




Ø 30 mm/1.18 in.
Ø 40 mm/1.57 in.
Ø 60 mm/2.36 in.

Spring
ZB5AC●/AR●
see [page 39](#)




Ø 30 mm/1.18 in.
Ø 40 mm/1.57 in.
Ø 60 mm/2.36 in.

Latching
ZB5A●2/AS●2/AS55
see [page 40](#)



Ø 30 mm/1.18 in.
Ø 40 mm/1.57 in.
Ø 60 mm/2.36 in.


Push-pull (EN/ISO 13850)
ZB5AT84
see [page 41](#)



Ø 30 mm/1.18 in.
Ø 40 mm/1.57 in.
Ø 60 mm/2.36 in.

Turn to release (EN/ISO 13850)
ZB5AS8●4
see [page 41](#)

Push-pull (IEC 60364-5-53)
ZB5AT●/AX●
see [page 41](#)



Ø 30 mm/1.18 in.
Ø 40 mm/1.57 in.
Ø 60 mm/2.36 in.

Key release (EN/ISO 13850)
ZB5AS9●4/AS944D,
see [page 41](#)

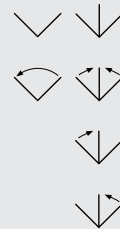


Standard handle (1)
ZB5AD●
see [page 54](#)

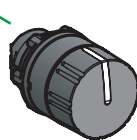
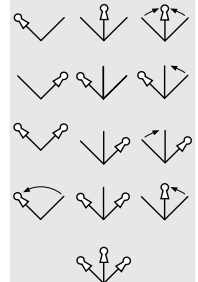


Long black handle (1)
ZB5AJ●
see [page 55](#)

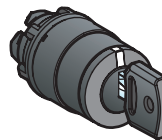
(1) Switch handle and knob positions



(2) Key switch positions
Key withdrawal positions

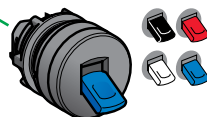


Knurled black knob (1)
ZB5AD●9
see [page 57](#)



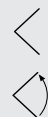
Key switch (2)
ZB5AG●●
see [page 57](#)

For toggle switches



2-position lever (3)
ZB5AD●8
see [page 57](#)

(3) Lever positions



Control and signaling units

Harmony XB5, plastic

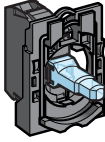
Diameter 22 mm Pushbuttons, switches, and pilot lights

Sub-assemblies, ZB5A

Pilot lights for user assembly

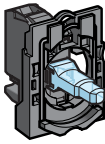
Signaling functions

Body sub-assemblies with Universal LED



UN
Universal
for all color heads

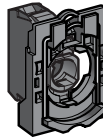
Connection: screw clamp terminals
ZB5AVB●/AVG●/AVM●
see [page 109](#)



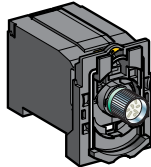
UN
Universal
for all color heads

Connection: plug-in connector
Please contact our Customer Care Center

Body sub-assemblies for BA 9s bulb



Direct supply
Connection: screw clamp terminals
ZB5AV6, see [page 111](#)



Via integral transformer
Connection: screw clamp terminals
ZB5AV●/AV3D●/AV5D●
see [page 111](#)

Head sub-assemblies



With lens fitted (insertion of legend)
ZB5AV0●3/AV0●3E, see [page 61](#)



With 5 lens caps (not fitted) for insertion of legend
ZB5AV003/AV0●3●, see [page 61](#)

Head sub-assemblies



With lens fitted
ZB5AV0●, see [page 62](#)

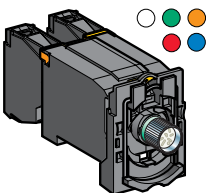
Illuminated pushbuttons for user assembly

Combined functions (contact and signaling)

Body sub-assemblies for BA 9s bulb



Direct supply
Connection: screw clamp terminals
ZB5AW06●
see [page 109](#)



Via integral transformer
Connection: screw clamp terminals
ZB5AW03●/AW04●/AW05●
see [page 110](#)

Head sub-assemblies



Flush
ZB5AW3●/AW3●S
see [page 36](#)



Projecting
ZB5AW1●/AW1●S,
see [page 36](#)

Control and signaling units

Harmony XB5, plastic

Diameter 22 mm Pushbuttons, switches, and pilot lights

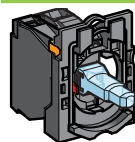
Sub-assemblies, ZB5A

Illuminated pushbuttons for user assembly

For illuminated pushbuttons, spring return

Combined functions (contact and signaling) (continued)

Body sub-assemblies with Universal LED



UN
Universal
for all color heads

Connection: screw clamp terminals
ZB5AW0B●●/AW0G●●/
AW0M●●
see [page 108](#)

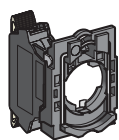


UN
Universal
for all color heads

Connection: plug-in connector

Please contact our Customer Care Center

For double-headed pushbuttons, spring return, with pilot light



UN
Universal
for all color heads

Connection: spring clamp terminals
ZBV ●●5
see [page 105](#)

For illuminated, mushroom head pushbuttons, latching

For illuminated mushroom head pushbuttons

- Emergency stop with trigger action and mechanical latching

or

- Emergency switching off with mechanical latching only

For illuminated "push-push to release" pushbuttons

For illuminated selector switches, standard handle

Head sub-assemblies



Flush push with illuminated ring
ZB5AW3●3/AW3●3S/AW9●3
see [page 34](#)



Flush push for insertion of legend
ZB5AA●8
see [page 29](#)



Booted flush push
ZB5AW5●3
see [page 34](#)




Projecting push

ZB5AW1●3/AW1●3S
see [page 35](#)

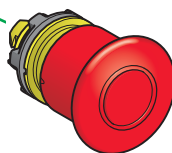


UN
Universal
for all color heads

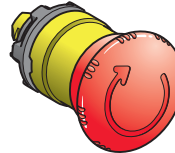
Double-headed (flush/flush push) + central pilot light
Double-headed (flush/projecting push) + central pilot light
ZB5AW7A17●●, ZB5AW7A374●, ZB5AW7A9, see [page 37](#)
ZB5AW7L374●, see [page 37](#)



Ø 40 mm/1.575 in. turn to release
ZB5AW7●3, see [page 40](#)



Ø 40 mm/1.575 in. push-pull with mechanical state indicator (EN/ISO 13850)
ZB5AT8643M
see [page 44](#)



Ø 40 mm/1.575 in. turn to release (IEC 60364-5-53)
ZB5AW743
see [page 44](#)



Flush or projecting "push-push to release"
ZB5AH0●3/AH●3
see [page 52](#)



Standard handle (1)
ZB5AK1●●3
see [page 59](#)

(1) Handle positions



Control and signaling units

Harmony XB5, plastic

Diameter 22 mm Pushbuttons, switches, and pilot lights

Sub-assemblies, ZB5F Flush mounting heads

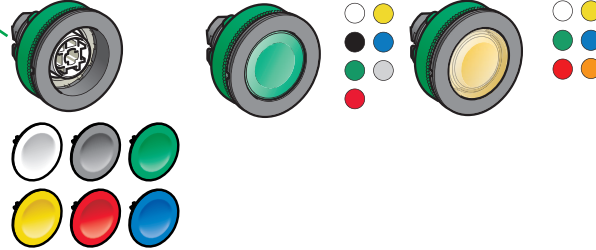
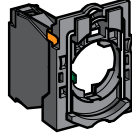
Non-illuminated units for user assembly

Contact functions for Ø 30 mm mounting

Body sub-assemblies

Head sub-assemblies

For pushbuttons, spring return, unmarked



Screw clamp terminals

ZB5AZ10●/AZ141
see [page 101](#)

Flush push without cap/with set of 6 caps

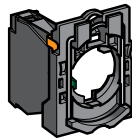
ZB5FA0/FA9
see [page 79](#)

Flush push

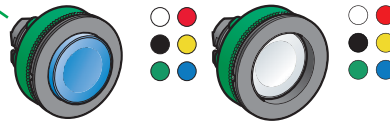
ZB5FA●
see [page 79](#)

Flush push for insertion of legend

ZB5FA●8
see [page 79](#)



Faston
ZB5AZ10●3
see [page 105](#)



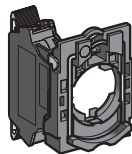
Projecting

ZB5FL●
see [page 80](#)

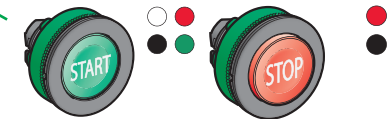
Recessed push

ZB5FA●
see [page 79](#)

For pushbuttons, spring return, marked



Spring clamp terminals
ZBE10●5
ZB5AZ10●5
see [page 104](#)



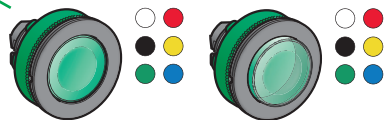
Flush push

ZB5FA●3●/FA●4●
see [page 81](#)

Projecting push

ZB5FL●3●
see [page 81](#)

For "push-push to release" pushbuttons



Flush push (caps mounted/not mounted)

ZB5FH●●
see [page 85](#)

Projecting push

ZB5FH●
see [page 85](#)

Control and signaling units

Harmony XB5, plastic

Diameter 22 mm Pushbuttons, switches, and pilot lights

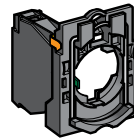
Sub-assemblies, ZB5F Flush mounting heads

Non-illuminated units for user assembly
(continued)

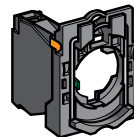
Contact functions for Ø 30 mm mounting (continued)

Body sub-assemblies | **Head sub-assemblies**

For selector switches and key switches



Spring clamp terminals
ZBE10●5
ZB5AZ10●5
see [page 104](#)



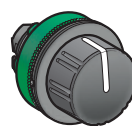
Faston
ZB5AZ10●3
see [page 107](#)



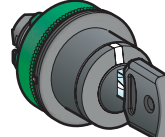
Standard handle (1)
ZB5FD●
see [page 87](#)



Long black handle (1)
ZB5FJ●
see [page 88](#)

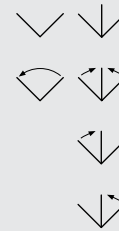


Knurled black knob (1)
ZB5FD●9
see [page 90](#)

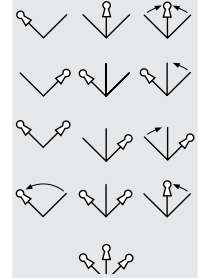


Key switch (2)
ZB5FG●●
see [page 89](#)

(1) Switch handle and knob positions



(2) Key switch positions
⌘ Key withdrawal positions



Control and signaling units

Harmony XB5, plastic

Diameter 22 mm Pushbuttons, switches, and pilot lights

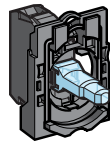
Sub-assemblies, ZB5F Flush mounting heads

Pilot lights for user assembly

Signaling functions for Ø 30 mm mounting

Body sub-assemblies with Universal LED

Head sub-assemblies



UN
Universal
for all color heads

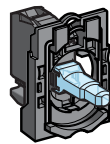
Connection: screw clamp terminals

ZB5AVB●/AVG●/AVM●
see [page 109](#)



With lens fitted (insertion of legend)

ZB5FV0●3
see [page 93](#)



UN
Universal
for all color heads

Connection: plug-in connector

Please contact our Customer Care Center

Control and signaling units

Harmony XB5, plastic

Diameter 22 mm Pushbuttons, switches, and pilot lights

Sub-assemblies, ZB5F Flush mounting heads

Illuminated pushbuttons for user assembly

Combined functions (contact and signaling)

Body sub-assemblies with Universal LED

Head sub-assemblies

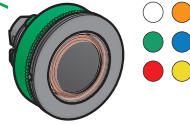
For illuminated pushbuttons, spring return



UN
Universal
for all color heads

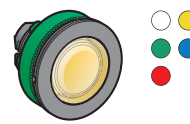
Connection: screw clamp terminals

ZB5AW0B●●/AW0G●●/
AW0M●●
see [page 108](#)



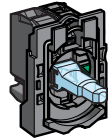
Flush push with illuminated ring

ZB5FW9●3
see [page 83](#)



Flush push for insertion of legend

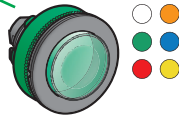
ZB5FA●8
see [page 79](#)



UN
Universal
for all color heads

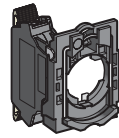
Connection: plug-in connector

Please contact our
Customer Care Center



Projecting push

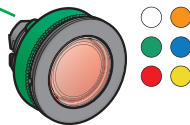
ZB5FW1●3
see [page 84](#)



UN
Universal
for all color heads

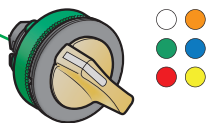
Connection: spring clamp terminals

ZBV●●5
see [page 105](#)



Flush or projecting "push-push to release"

ZB5FH0●3/FH●3
see [page 86](#)



Standard handle (1)

ZB5FK1●●3
see [page 91](#)

(1) Handle positions



Control and signaling units

Harmony XB5 plastic

Contact mounting - Contact sequence

Maximum recommended configurations to help ensure compliance with catalog characteristics

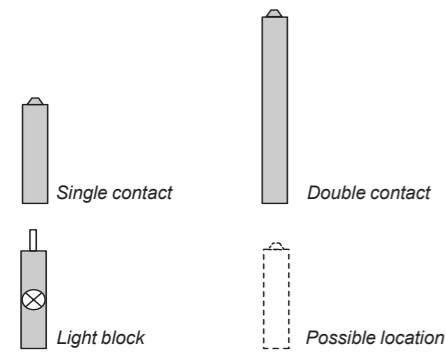
| Unit type Complete units XB5A and XB5F, heads ZB5A and ZB5F (1) | Pushbuttons, spring return XB5AA●, ZB5AA● (except ZB5AA●8) XB5AC●, ZB5AC●, XB5AL●, ZB5AL●, XB5AP●, ZB5AP●, ZB5AR● | Double-headed pushbuttons XB5AL73415, ZB5AA712●, ZB5A●734●, ZB5AA79 | Illuminated pushbuttons, spring return XB5AW●, ZB5AW●, ZB5AA●8 | | | | | | | | | | | | | | |
|---|---|--|--|-----------------------------------|---|-------------|---|---|-----------------|---|-------------|---|---|-----------------------------------|---|-------------|---|
| | Flush mounted pushbuttons, spring return XB5FA●, ZB5FA● (except ZB5FA●8) | | Illuminated pushbuttons, spring return XB5FW●, ZB5FW●, ZB5FA●8 | | | | | | | | | | | | | | |
| | Triple-headed pushbuttons XB5AA731327, XB5AA711137, ZB5AA7313●, ZB5AA7111●, ZB5AA72124, ZB5AA791 | | Double-headed pushbuttons + pilot light block XB5AW73731●5, ZB5AW7A17●●, ZB5AW7●374●, ZB5AW7A9 | | | | | | | | | | | | | | |
| Solution using single contacts | | | | | | | | | | | | | | | | | |
| Solution using single and double contacts | | | | | | | | | | | | | | | | | |
| Maximum recommended configurations | <table border="1"> <tr><td>Single contacts</td><td>9</td></tr> <tr><td>Double contacts + Single contacts</td><td>3</td></tr> <tr><td>Light block</td><td>-</td></tr> </table> | Single contacts | 9 | Double contacts + Single contacts | 3 | Light block | - | <table border="1"> <tr><td>Double contacts</td><td>6</td></tr> <tr><td>Light block</td><td>-</td></tr> </table> | Double contacts | 6 | Light block | - | <table border="1"> <tr><td>Double contacts + Single contacts</td><td>6</td></tr> <tr><td>Light block</td><td>1</td></tr> </table> | Double contacts + Single contacts | 6 | Light block | 1 |
| Single contacts | 9 | | | | | | | | | | | | | | | | |
| Double contacts + Single contacts | 3 | | | | | | | | | | | | | | | | |
| Light block | - | | | | | | | | | | | | | | | | |
| Double contacts | 6 | | | | | | | | | | | | | | | | |
| Light block | - | | | | | | | | | | | | | | | | |
| Double contacts + Single contacts | 6 | | | | | | | | | | | | | | | | |
| Light block | 1 | | | | | | | | | | | | | | | | |

Possible configurations for high-power switching contacts (2) (3)

High-power switching contact blocks with screw clamp terminal connections:
ZBE501, ZBE502, ZBE503, ZBE504, and ZBE505
High-power switching contact blocks with connection by Faston connectors:
ZBE5013, ZBE5023, ZBE5033, ZBE5043, and ZBE5053

| | | |
|------|------|-----------|
| | | |
| 1 NO | 1 NC | 1 NO + NC |
| | | 1 NO + NO |
| | | 1 NC + NC |

(1) Flush mounted heads for Ø 30 mm/1.18 in.
(2) The configurations are not upgradable and cannot be combined with other types of contact and signaling functions.
(3) High-power switching contacts are not compatible with Harmony triple-headed pushbuttons.



| Emergency stop or Emergency switching off XB5AT●, ZB5AT●, XB5AS●, ZB5AS● | Selector switches, ■ Standard handle XB5AD●, ZB5AD● ■ Long handle XB5AJ●, ZB5AJ● ■ Knurled knob ZB5AD●9 ■ Key switch XB5AG●, ZB5AG●, ZB5AG0● | Illuminated selector switches with standard handle XB5AK●, ZB5AK●, Flush mounted illuminated selector switches with standard handle XB5FK●, ZB5FK● | Toggle switches ZB5AD●8 Pushbuttons, push-turn to release, knurled operator ZB5AF●, or lockable ZB5AFD● | Pushbuttons, push-push ZB5AH● Flush mounted pushbuttons, push-push ZB5FH● | Illuminated pushbuttons, push-push ZB5AH●3 ZB5AW743 Flush mounted illuminated pushbuttons, push-push ZB5FH●3 Illuminated Emergency Stop ZB5AT8643M |
|--|--|--|---|---|--|
| | | | | | |
| 4 2 + 0 - | 4 1 + 2 - | 5 2 + 1 - | 4 1 + 2 - | 6 2 + 0 - | 3 - - |
| 4 | 4 | 5 | 4 | 6 | 3 |
| 2 | 1 | 2 | 1 | 2 | - |
| + | + | + | + | + | - |
| 0 | 2 | 1 | 2 | 0 | - |
| - | - | - | - | 1 | 1 |

Sequence of contacts on selector switch bodies

| Unit type | Selector switches | |
|-------------|-------------------|---------------|
| | 2-position | 3-position |
| Head pusher | Position | Not activated |
| | | Activated |
| Contacts | NO | NC |
| ZBE. | NC | |

| 2-position | 3-position | | | | | | | | | | | | | | | | | | | | | | | | | | | |
|---|------------|---|---|---|---|---|---|---|---|---|---|---|---|---|---|---|---|---|---|---|---|---|---|---|---|---|---|---|
| | | | | | | | | | | | | | | | | | | | | | | | | | | | | |
| <table border="1"> <tr><td>L</td><td>C</td><td>R</td></tr> <tr><td>□</td><td>□</td><td>□</td></tr> <tr><td>■</td><td>■</td><td>■</td></tr> </table> | L | C | R | □ | □ | □ | ■ | ■ | ■ | <table border="1"> <tr><td>L</td><td>C</td><td>R</td><td>L</td><td>C</td><td>R</td></tr> <tr><td>□</td><td>□</td><td>□</td><td>□</td><td>□</td><td>□</td></tr> <tr><td>■</td><td>■</td><td>■</td><td>■</td><td>■</td><td>■</td></tr> </table> | L | C | R | L | C | R | □ | □ | □ | □ | □ | □ | ■ | ■ | ■ | ■ | ■ | ■ |
| L | C | R | | | | | | | | | | | | | | | | | | | | | | | | | | |
| □ | □ | □ | | | | | | | | | | | | | | | | | | | | | | | | | | |
| ■ | ■ | ■ | | | | | | | | | | | | | | | | | | | | | | | | | | |
| L | C | R | L | C | R | | | | | | | | | | | | | | | | | | | | | | | |
| □ | □ | □ | □ | □ | □ | | | | | | | | | | | | | | | | | | | | | | | |
| ■ | ■ | ■ | ■ | ■ | ■ | | | | | | | | | | | | | | | | | | | | | | | |

L left, C center, R right
□ open ■ closed

Harmony XB5, Plastic For Ø 22 mm mounting

Control and signaling units

Harmony XB5, plastic

Diameter 22 mm, spring return pushbuttons, unmarked






| Pushbuttons with flush push ⁽¹⁾ | | | | | | | |
|---|--------------|-----------------|----|---------------|-----------------|-------------------------------|--------------|
| Screw clamp terminal connections (Schneider Electric anti-loosening system) | | | | | | | |
| Shape of head | Type of push | Type of contact | | Color of push | Reference | | Weight kg/lb |
| | | NO | NC | | For black bezel | For gray bezel ⁽²⁾ | |

| Complete units ⁽³⁾ | | | | | | | |
|---|-------|---|---|--------|--|---|--|
|  | Flush | 1 | – | White | XB5AA11 (ZB5AZ101 + ZB5AA1) | XB5AA11C0 (ZB5AZ101 + ZB5AA1C0) | 0.037/0.082 |
| | | | | Black | XB5AA21 ⁽⁶⁾ (ZB5AZ101 + ZB5AA2) | XB5AA21C0 (ZB5AZ101 + ZB5AA2C0) | 0.037/0.082 |
| | | | | Green | XB5AA31 ⁽⁷⁾ (ZB5AZ101 + ZB5AA3) | XB5AA31C0 (ZB5AZ101 + ZB5AA3C0) | 0.037/0.082 |
| | | | | Yellow | XB5AA51 (ZB5AZ101 + ZB5AA5) | XB5AA51C0 (ZB5AZ101 + ZB5AA5C0) | 0.037/0.082 |
| | | | | Blue | XB5AA61 (ZB5AZ101 + ZB5AA6) | XB5AA61C0 (ZB5AZ101 + ZB5AA6C0) | 0.037/0.082 |
| | | | | – | 1 | Red | XB5AA42 ⁽⁶⁾ (ZB5AZ102 + ZB5AA4) |

XB5AA31



XB5AA51C0

| Heads only, circular ⁽³⁾ | | | | | | |
|---|---|-------------------------|---|---|-----------------|-------------|
|  | Without cap ⁽⁴⁾ | – | – | ZB5AA0 | – | 0.022/0.049 |
|  | Flush, with set of 6 colored caps | 6 colors ⁽⁴⁾ | – | ZB5AA9 | – | 0.027/0.060 |
|  | Flush | – | White | ZB5AA1 | ZB5AA1C0 | 0.018/0.040 |
| | | | Black | ZB5AA2 | ZB5AA2C0 | 0.018/0.040 |
| | | | Green | ZB5AA3 | ZB5AA3C0 | 0.018/0.040 |
| | | | Red | ZB5AA4 | ZB5AA4C0 | 0.018/0.040 |
| | | | Yellow | ZB5AA5 | ZB5AA5C0 | 0.018/0.040 |
| | | | Blue | ZB5AA6 | ZB5AA6C0 | 0.018/0.040 |
| | | | Gray | ZB5AA8 | ZB5AA8C0 | 0.018/0.040 |
| | | |  | Flush with transparent cap for insertion of legend ⁽⁵⁾ | – | White |
| Green | ZB5AA38 | ZB5AA38C0 | | | | 0.018/0.040 |
| Red | ZB5AA48 | ZB5AA48C0 | | | | 0.018/0.040 |
| Orange | ZB5AA58 | ZB5AA58C0 | | | | 0.018/0.040 |
| Blue | ZB5AA68 | ZB5AA68C0 | | | | 0.018/0.040 |
|  | Illuminated flush pushbutton head, with set of 6 colored caps | 6 colors | – | ZB5AA98 | – | 0.018/0.040 |

ZB5AA0

ZB5AA5

ZB5AA48

(1) For recommended maximum number of contacts constituting the body (fixing collar and contact) associated with the head, see page 26 and 27.

(2) To add customized markings on these references using the web customization tool, see page 5.

(3) Colored cap to be ordered separately, see page 68.

(4) Head supplied with 6 different colored caps (white, black, green, red, yellow, or blue) not fitted.

(5) For legend ordering information, see page 76.

(6) To order products with 1NO and 1NC contact, replace the last digit of the commercial reference with a 5, example: XB5AA21 becomes XB5AA25.


Control and signaling units

Harmony XB5, plastic

Diameter 22 mm, spring return pushbuttons, unmarked

Pushbuttons with recessed push (1)

High guard

| Shape of head | Type of push | Color | Reference | | Weight kg/lb |
|---|-----------------------|--------|-----------------|----------------|--------------|
| | | | For black bezel | For gray bezel | |
| Heads only, circular (2) | | | | | |
|  | Recessed (high guard) | White | ZB5AA16 | ZB5AA16C0 | 0.020/0.044 |
| | | Black | ZB5AA26 | ZB5AA26C0 | 0.020/0.044 |
| | | Green | ZB5AA36 | ZB5AA36C0 | 0.020/0.044 |
| | | Red | ZB5AA46 | ZB5AA46C0 | 0.020/0.044 |
| | | Yellow | ZB5AA56 | ZB5AA56C0 | 0.020/0.044 |
| | | Blue | ZB5AA66 | ZB5AA66C0 | 0.020/0.044 |







ZB5AA16



ZB5AA46C0

Pushbuttons with projecting push (1)

Screw clamp terminal connections (Schneider Electric anti-loosening system)

| Shape of head | Type of push | Type of contact | | Color of push | Reference | | Weight kg/lb |
|---|--------------|---|---|---------------|--------------------------------|------------------------------------|--------------|
| | |  |  | | For black bezel | For gray bezel | |
| Complete units (2) | | | | | | | |
|  | Projecting | – | 1 | Red | ZB5AL42 (ZB5AZ102 + ZB5AL4) | ZB5AL42C0 (ZB5AZ102 + ZB5AL4C0) | 0.038/0.084 |
| Heads only, circular (2) | | | | | | | |
|  | Projecting | | | White | ZB5AL1 | ZB5AL1C0 | 0.019/0.042 |
| | | | | Black | ZB5AL2 | ZB5AL2C0 | 0.019/0.042 |
| | | | | Green | ZB5AL3 | ZB5AL3C0 | 0.019/0.042 |
| | | | | Red | ZB5AL4 | ZB5AL4C0 | 0.019/0.042 |
| | | | | Yellow | ZB5AL5 | ZB5AL5C0 | 0.019/0.042 |
| | | | | Blue | ZB5AL6 | ZB5AL6C0 | 0.019/0.042 |



XB5AL42



XB5AL42C0



ZB5AL3



ZB5AL6C0

(1) For recommended maximum number of contacts constituting the body (fixing collar and contact) associated with the head, see page 26 and 27.

(2) To add customized markings on these references using the web customization tool, see page 5.

Control and signaling units

Harmony XB5, plastic

Diameter 22 mm, spring return pushbuttons, unmarked



XB5AP51



XB5AP61C0



ZB5AP4



ZB5AP2S



ZB5AP383

| Pushbuttons with booted head ⁽¹⁾ | | | | | | | |
|---|---|-----------------|---|---------------|-----------------------------|----------------|--------------|
| Screw clamp terminal connections (Schneider Electric anti-loosening system) | | | | | | | |
| Shape of head | Type of push | Type of contact | | Color of push | Reference | | Weight kg/lb |
| | | NO | NC | | For black bezel | For gray bezel | |
| Complete units ⁽²⁾ | | | | | | | |
| | Booted, clear silicone (color of push unobscured) | 1 | – | Black | XB5AP21 (ZB5AZ101 + ZB5AP2) | XB5AP21C0 | 0.039/0.086 |
| | | | | Green | XB5AP31 (ZB5AZ101 + ZB5AP3) | XB5AP31C0 | 0.039/0.086 |
| | | | | Yellow | XB5AP51 (ZB5AZ101 + ZB5AP5) | XB5AP51C0 | 0.039/0.086 |
| | | | | Blue | XB5AP61 (ZB5AZ101 + ZB5AP6) | XB5AP61C0 | 0.039/0.086 |
| | | – | 1 | Red | XB5AP42 (ZB5AZ102 + ZB5AP4) | – | 0.039/0.086 |
| Silicone booted heads only, with increased protection (IP69K) | | | | | | | |
| Flush | Clear boot ⁽³⁾ For insertion of protected legend within head ⁽⁴⁾ | White | | White | ZB5AP18 ⁽²⁾ | – | 0.023/0.051 |
| | | Green | | Green | ZB5AP38 | – | 0.023/0.051 |
| | | Red | | Red | ZB5AP48 ⁽²⁾ | – | 0.023/0.051 |
| | | Yellow | | Yellow | ZB5AP58 | – | 0.023/0.051 |
| | | Blue | | Blue | ZB5AP68 ⁽²⁾ | – | 0.023/0.051 |
| | | Projecting | Clear boot ⁽²⁾⁽³⁾ | White | | White | ZB5AP1 |
| | | Black | | Black | ZB5AP2 | – | 0.014/0.031 |
| | | Green | | Green | ZB5AP3 | – | 0.014/0.031 |
| | | Red | | Red | ZB5AP4 | – | 0.014/0.031 |
| | | Yellow | | Yellow | ZB5AP5 | – | 0.014/0.031 |
| | | Blue | | Blue | ZB5AP6 | – | 0.014/0.031 |
| Silicone booted heads only, standard for mouting with legend holder (IP66) | | | | | | | |
| Flush | Colored boot ⁽²⁾⁽⁵⁾ | White | | White | ZB5AP1S | – | 0.021/0.046 |
| | | Black | | Black | ZB5AP2S | – | 0.021/0.046 |
| | | Green | | Green | ZB5AP3S | – | 0.021/0.046 |
| | | Red | | Red | ZB5AP4S | – | 0.021/0.046 |
| | | Yellow | | Yellow | ZB5AP5S | – | 0.021/0.046 |
| | | Blue | | Blue | ZB5AP6S | – | 0.021/0.046 |
| | | | Clear membrane ⁽⁵⁾ For insertion of protected legend within head ⁽⁴⁾ | White | | White | ZB5AP183 |
| | | Green | | Green | ZB5AP383 | – | 0.010/0.022 |
| | | Red | | Red | ZB5AP483 | – | 0.010/0.022 |
| | | Yellow | | Yellow | ZB5AP583 ⁽²⁾ | – | 0.010/0.022 |
| | | Blue | | Blue | ZB5AP683 | – | 0.010/0.022 |

(1) For recommended maximum number of contacts constituting the body (fixing collar and contact) associated with the head, see page 26 and 27.

(2) To add customized markings on these references using the web customization tool, see page 5.

(3) Permissible panel thickness 1 to 5 mm/0.039 to 0.197 in., cannot be used with legend holders.




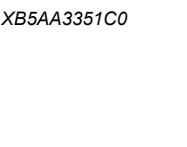




(4) To order a legend for insertion within the head, see page 76.

(5) For replacement of silicone protection element without dismantling head, see page 70.

Control and signaling units

Harmony XB5, plastic

Diameter 22 mm, spring return pushbuttons, with marking

| Pushbuttons with flush or projecting push ⁽¹⁾ | | | | | | | | |
|---|----------------|-----------------|---------------|---|-----------------|--|--|--------------|
| Screw clamp terminal connections (Schneider Electric anti-loosening system) | | | | | | | | |
| Shape of head | Type of push | Type of contact | | Marking Text (color) | Color of push | Reference | | Weight kg/lb |
| | | NO | NC | | | For black bezel | For gray bezel | |
| Complete units ⁽²⁾ | | | | | | | | |
|  | Flush | 1 | – | "I" (white) | Green | XB5AA3311 (ZB5AZ101 + ZB5AA331) | XB5AA3311C0 (ZB5AZ101 + ZB5AA331C0) | 0.037/0.082 |
|  | Flush | – | 1 | "O" (white) | Red | XB5AA4322 (ZB5AZ102 + ZB5AA432) | XB5AA4322C0 (ZB5AZ102 + ZB5AA432C0) | 0.037/0.082 |
|  | Flush (3) | 1 | – | ↑ (black) | White | XB5AA3341 (ZB5AZ101 + ZB5AA334) | XB5AA3341C0 (ZB5AZ101 + ZB5AA334C0) | 0.037/0.082 |
|  | Flush (3) | 1 | – | ↓ (white) | Black | XB5AA3351 (ZB5AZ101 + ZB5AA335) | XB5AA3351C0 (ZB5AZ101 + ZB5AA335C0) | 0.037/0.082 |
| Heads only, circular ⁽²⁾ | | | | | | | | |
|  | Flush | | | "I" (white) | Green | ZB5AA331 | ZB5AA331C0 | 0.018/0.040 |
| | | | | "I" (black) | White | ZB5AA131 | ZB5AA131C0 | 0.018/0.040 |
| | | | | "II" (white) | Green | ZB5AA336 | – | 0.018/0.040 |
| | | | | "START" (white) | Green | ZB5AA333 | ZB5AA333C0 | 0.018/0.040 |
| | | | | "ON" (white) | Green | ZB5AA341 | – | 0.018/0.040 |
| | | | | "MARCHE" (white) | Green | ZB5AA342 | – | 0.018/0.040 |
| | | | |  (white) | Black | ZB5AA245 | – | 0.018/0.040 |
| | | | |  (black) | White | ZB5AA145 | – | 0.018/0.040 |
| | | | | "O" (white) | Red | ZB5AA432 | ZB5AA432C0 | 0.018/0.040 |
| | | | | | Black | ZB5AA232 | – | 0.018/0.040 |
| | | | | "ARRET" (white) | Red | ZB5AA433 | – | 0.018/0.040 |
| | | | | "STOP" (white) | Red | ZB5AA434 | ZB5AA434C0 | 0.018/0.040 |
| | | | | | Black | ZB5AA234 | – | 0.018/0.040 |
| | | | | "OFF" (white) | Red | ZB5AA435 | – | 0.018/0.040 |
| | | | | UP (black) | White | ZB5AA343 | – | 0.018/0.040 |
| | | | | DOWN (white) | Black | ZB5AA344 | – | 0.018/0.040 |
| | | | ↑ (black) (3) | White | ZB5AA334 | ZB5AA334C0 | 0.018/0.040 | |
| | | | ↓ (white) (3) | Black | ZB5AA335 | ZB5AA335C0 | 0.018/0.040 | |
| Heads only, circular ⁽²⁾ | | | | | | | | |
|  | Projecting (3) | | | "O" (white) | Red | ZB5AL432 | ZB5AL432C0 | 0.019/0.042 |
| | | | | | Black | ZB5AL232 | – | 0.019/0.042 |
| | | | | "STOP" (white) | Red | ZB5AL434 | – | 0.019/0.042 |

(1) For recommended maximum number of contacts constituting the body (fixing collar and contact) associated with the head, see page 26 and 27.

(2) To add customized markings on these references using the web customization tool, see page 5.

(3) Product supplied with cap not clipped in, allowing orientation through 360° in 90° steps.




Control and signaling units

Harmony XB5, plastic

Diameter 22 mm, illuminated pushbuttons, spring return, with Universal LED

Illuminated pushbuttons with flush push (1)

Screw clamp terminal connections (Schneider Electric anti-loosening system)

| Shape of head | Description | Type of contact | | Supply voltage V | Color of push | Reference | | Weight kg/lb | | | | | | | |
|--|------------------------|--------------------------|-------------|----------------------|---------------|--|--------------------------|--------------------------|--------------------------|-------------|----------------------|-------------|--------------------------|--------------------------|-------------|
| | | NO | NC | | | For black bezel | For gray bezel | | | | | | | | |
| Complete units - With plain lens | | | | | | | | | | | | | | | |
|  XB5AW31B5 | Universal LED | 1 | 1 | 24 ~ 50/60 Hz | White | XB5AW31B5 | XB5AW31B5C0 | 0.056/0.123 | | | | | | | |
| | | | | | | (ZB5AW0B15 + ZB5AW313) | (ZB5AW0B15 + ZB5AW313C0) | | | | | | | | |
| | | | | | | Green | XB5AW33B5 (3) | | XB5AW33B5C0 | 0.056/0.123 | | | | | |
| | | | | | | | (ZB5AW0B15 + ZB5AW333) | | (ZB5AW0B15 + ZB5AW333C0) | | | | | | |
| | | | | | | | Red | | XB5AW34B5 | | XB5AW34B5C0 | 0.056/0.123 | | | |
| | | | | | | (ZB5AW0B15 + ZB5AW343) | | | (ZB5AW0B15 + ZB5AW343C0) | | | | | | |
| | | | | | | Orange | XB5AW35B5 | | XB5AW35B5C0 | 0.056/0.123 | | | | | |
| | | | | | | | (ZB5AW0B15 + ZB5AW353) | | (ZB5AW0B15 + ZB5AW353C0) | | | | | | |
| | | | | | | Blue | XB5AW36B5 | | XB5AW36B5C0 | 0.056/0.123 | | | | | |
| | | | | | | | (ZB5AW0B15 + ZB5AW363) | | (ZB5AW0B15 + ZB5AW363C0) | | | | | | |
| | | | | | |  XB5AW34G5 | Universal LED | | 1 | 1 | 110...120 ~ 50/60 Hz | White | XB5AW31G5 | XB5AW31G5C0 | 0.056/0.123 |
| | | | | | | | | | | | | | (ZB5AW0G15 + ZB5AW313) | (ZB5AW0G15 + ZB5AW313C0) | |
| Green | XB5AW33G5 | XB5AW33G5C0 | 0.056/0.123 | | | | | | | | | | | | |
| | (ZB5AW0G15 + ZB5AW333) | (ZB5AW0G15 + ZB5AW333C0) | | | | | | | | | | | | | |
| | Red | XB5AW34G5 | | XB5AW34G5C0 | 0.056/0.123 | | | | | | | | | | |
| (ZB5AW0G15 + ZB5AW343) | | (ZB5AW0G15 + ZB5AW343C0) | | | | | | | | | | | | | |
| Orange | XB5AW35G5 | XB5AW35G5C0 | 0.056/0.123 | | | | | | | | | | | | |
| | (ZB5AW0G15 + ZB5AW353) | (ZB5AW0G15 + ZB5AW353C0) | | | | | | | | | | | | | |
| Blue | XB5AW36G5 | XB5AW36G5C0 | 0.056/0.123 | | | | | | | | | | | | |
| | (ZB5AW0G15 + ZB5AW363) | (ZB5AW0G15 + ZB5AW363C0) | | | | | | | | | | | | | |
|  XB5AW34G5 | Universal LED | 1 | 1 | 230...240 ~ 50/60 Hz | White | | | XB5AW31M5 | | | | | XB5AW31M5C0 | 0.056/0.123 | |
| | | | | | | | | (ZB5AW0M15 + ZB5AW313) | | | | | (ZB5AW0M15 + ZB5AW313C0) | | |
| | | | | | | Green | XB5AW33M5 | XB5AW33M5C0 | 0.056/0.123 | | | | | | |
| | | | | | | | (ZB5AW0M15 + ZB5AW333) | (ZB5AW0M15 + ZB5AW333C0) | | | | | | | |
| | | | | | | | Red | XB5AW34M5 | | XB5AW34M5C0 | 0.056/0.123 | | | | |
| | | | | | | (ZB5AW0M15 + ZB5AW343) | | (ZB5AW0M15 + ZB5AW343C0) | | | | | | | |
| | | | | | | Orange | XB5AW35M5 | XB5AW35M5C0 | 0.056/0.123 | | | | | | |
| | | | | | | | (ZB5AW0M15 + ZB5AW353) | (ZB5AW0M15 + ZB5AW353C0) | | | | | | | |
| | | | | | | Blue | XB5AW36M5 | XB5AW36M5C0 | 0.056/0.123 | | | | | | |
| | | | | | | | (ZB5AW0M15 + ZB5AW363) | (ZB5AW0M15 + ZB5AW363C0) | | | | | | | |

(1) For recommended maximum number of contacts constituting the body (fixing collar and contact) associated with the head, see page 26 and 27.

(2) To add customized markings on these references using the web customization tool, see page 5.

(3) To order products with 2NO contact, replace the last digit of the commercial reference with a 3.

Control and signaling units

Harmony XB5, plastic

Diameter 22 mm, illuminated pushbuttons, spring return, with Universal LED







ZB5AW313




ZB5AW383C0



ZB5AW363

| Illuminated pushbuttons with flush push (1) | | | | | |
|---|--|----------|-----------------|----------------|--------------|
| Shape of head | Type of push | Color | Reference | | Weight kg/lb |
| | | | For black bezel | For gray bezel | |
| Heads only, circular (2) - With plain lens (3) | | | | | |
|  | Flush | White | ZB5AW313 | ZB5AW313C0 | 0.017/0.037 |
| | | Green | ZB5AW333 | ZB5AW333C0 | 0.017/0.037 |
| | | Red | ZB5AW343 | ZB5AW343C0 | 0.017/0.037 |
| | | Orange | ZB5AW353 | ZB5AW353C0 | 0.017/0.037 |
| | | Yellow | ZB5AW383 | ZB5AW383C0 | 0.017/0.037 |
| | | Blue | ZB5AW363 | ZB5AW363C0 | 0.017/0.037 |
|  | Flush with illuminated ring | White | ZB5AW913 | – | 0.016/0.035 |
| | | Green | ZB5AW933 | – | 0.016/0.035 |
| | | Red | ZB5AW943 | – | 0.016/0.035 |
| | | Orange | ZB5AW953 | – | 0.016/0.035 |
| | | Yellow | ZB5AW983 | – | 0.016/0.035 |
| | | Blue | ZB5AW963 | – | 0.016/0.035 |
|  | Flush with clear boot (IP67) | White | ZB5AW513 | ZB5AW513C0 | 0.019/0.042 |
| | | Green | ZB5AW533 | ZB5AW533C0 | 0.019/0.042 |
| | | Red | ZB5AW543 | ZB5AW543C0 | 0.019/0.042 |
| | | Orange | ZB5AW553 | ZB5AW553C0 | 0.019/0.042 |
| | | Yellow | ZB5AW583 | ZB5AW583C0 | 0.019/0.042 |
| | | Blue | ZB5AW563 | ZB5AW563C0 | 0.019/0.042 |
|  | Flush for insertion of legend (4) (IP69 K) | White | ZB5AA18 | ZB5AA18C0 | 0.018/0.040 |
| | | Green | ZB5AA38 | ZB5AA38C0 | 0.018/0.040 |
| | | Red | ZB5AA48 | ZB5AA48C0 | 0.018/0.040 |
| | | Orange | ZB5AA58 | ZB5AA58C0 | 0.018/0.040 |
| | | Yellow | ZB5AA88 | ZB5AA88C0 | 0.018/0.040 |
| | | Blue | ZB5AA68 | ZB5AA68C0 | 0.018/0.040 |
| Illuminated flush pushbutton head, with set of 6 colored caps | | 6 colors | ZB5AA98 | – | 0.018/0.040 |

| Heads only, circular (2) - With grooved lens (3) (5) | | | | | |
|---|-------|--------|-----------|-------------|-------------|
|  | Flush | White | ZB5AW313S | ZB5AW313SC0 | 0.017/0.037 |
| | | Green | ZB5AW333S | ZB5AW333SC0 | 0.017/0.037 |
| | | Red | ZB5AW343S | ZB5AW343SC0 | 0.017/0.037 |
| | | Orange | ZB5AW353S | ZB5AW353SC0 | 0.017/0.037 |
| | | Yellow | ZB5AW383S | ZB5AW383SC0 | 0.017/0.037 |
| | | Blue | ZB5AW363S | ZB5AW363SC0 | 0.017/0.037 |

(1) For recommended maximum number of contacts constituting the body (fixing collar and contact) associated with the head, see page 26 and 27.

(2) For use with bodies comprising a light source with Universal LED only.

(3) To add customized markings on these references using the web customization tool, see page 5.

(4) For legend ordering information, see page 76.


(5) For use in bright ambient light conditions (for example, outdoors in sunlight).

Control and signaling units

Harmony XB5, plastic

Diameter 22 mm, illuminated pushbuttons, spring return, with Universal LED

Illuminated pushbuttons with projecting push ⁽¹⁾

| Shape of head | Type of push | Color | Reference | | Weight kg/lb |
|---|--------------|--------|-----------------|----------------|-----------------|
| | | | For black bezel | For gray bezel | |
| Heads only, circular ⁽²⁾ - With plain lens ⁽³⁾ | | | | | |
|  | Projecting | White | ZB5AW113 | ZB5AW113C0 | 0.018/0.040 |
|  | | Green | ZB5AW133 | ZB5AW133C0 | 0.018/0.040 |
| | | Red | ZB5AW143 | ZB5AW143C0 | 0.018/0.040 |
| | | Orange | ZB5AW153 | ZB5AW153C0 | 0.018/0.040 |
| | | Yellow | ZB5AW183 | ZB5AW183C0 | 0.018/0.040 |
| | | Blue | ZB5AW163 | ZB5AW163C0 | 0.018/0.040 |



ZB5AW143



ZB5AW183C0

(1) For recommended maximum number of contacts constituting the body (fixing collar and contact) associated with the head, see [page 26 and 27](#).

(2) For use with bodies comprising a light source with Universal LED only.

(3) To add customized markings on these references using the web customization tool, see [page 5](#).

Control and signaling units

Harmony XB5, plastic

Diameter 22 mm, illuminated pushbuttons, spring return, with BA 9s base fitting



XB5AW3465



XB5AW3335



ZB5AW33



ZB5AW13

| Illuminated pushbuttons with flush push ⁽¹⁾ | | | | | | | |
|---|-------------|-----------------|----|------------------|---------------|-----------|--------------|
| Screw clamp terminal connections (Schneider Electric anti-loosening system) | | | | | | | |
| Shape of head | Description | Type of contact | | Supply voltage V | Color of push | Reference | Weight kg/lb |
| | | | | | | | |
| | | NO | NC | | | | |

| Complete units - With plain lens ⁽²⁾ | | | | | | | |
|---|---|---|---|-------|--------|--|-------------|
| | Direct supply for bulb with BA9s base fitting, 2.4 W max. (bulb not included) | 1 | 1 | ≤ 250 | White | XB5AW3165 (ZB5AW065 + ZB5AW31) | 0.057/0.126 |
| | | | | | Green | XB5AW3365 (ZB5AW065 + ZB5AW33) | 0.057/0.126 |
| | | | | | Red | XB5AW3465 (ZB5AW065 + ZB5AW34) | 0.057/0.126 |
| | | | | | Orange | XB5AW3565 (ZB5AW065 + ZB5AW35) | 0.057/0.126 |

| Heads only ⁽³⁾ - With plain lens ⁽²⁾ | | | | | | | |
|--|-------|--|--|--|--------|----------------|-------------|
| | Flush | | | | White | ZB5AW31 | 0.018/0.040 |
| | | | | | Green | ZB5AW33 | 0.018/0.040 |
| | | | | | Red | ZB5AW34 | 0.018/0.040 |
| | | | | | Orange | ZB5AW35 | 0.018/0.040 |
| | | | | | Blue | ZB5AW36 | 0.018/0.040 |
| | | | | | Clear | ZB5AW37 | 0.018/0.040 |

| Illuminated pushbuttons with projecting push ⁽¹⁾ | | | | | |
|---|--------------|-------|-----------|--------------|--|
| Shape of head | Type of push | Color | Reference | Weight kg/lb | |

| Heads only ⁽²⁾ - With plain lens ⁽³⁾ | | | | | |
|--|------------|--------|----------------|-------------|--|
| | Projecting | White | ZB5AW11 | 0.017/0.037 | |
| | | Green | ZB5AW13 | 0.017/0.037 | |
| | | Red | ZB5AW14 | 0.017/0.037 | |
| | | Orange | ZB5AW15 | 0.017/0.037 | |
| | | Blue | ZB5AW16 | 0.017/0.037 | |
| | | Clear | ZB5AW17 | 0.017/0.037 | |

(1) For recommended maximum number of contacts constituting the body (fixing collar and contact) associated with the head, see [page 26](#) and [27](#).

(2) For use with bodies comprising a light source with BA9s base fitting bulb (incandescent, neon, or LED) only.

(3) To add customized markings on these references using the web customization tool, see [page 5](#).

Control and signaling units

Harmony XB5 plastic

Diameter 22 mm, multiple-headed pushbuttons, spring return



XB5AL73415



ZB5AA7121



ZB5AL7341



XB5AW73731•5



ZB5AW7A1721



ZB5AW7A3741

Double-headed pushbuttons (1)

Screw clamp terminal connections (Schneider Electric anti-loosening system)

| Shape of head | Description | Type of contact | | Caps (2) | | Reference | Weight kg/lb |
|---------------|-------------|-----------------|----|----------|------------------|-----------|--------------|
| | | NO | NC | Marking | Background color | | |

Complete units

| | | | | | | | |
|--|---|---|---|-----------|-------|------------|-------------|
| | 1 flush push, black 1 projecting push, red | 1 | 1 | White "I" | Green | XB5AL73415 | 0.053/0.117 |
| | | | | White "0" | Red | | |

Heads only

| | | | | | | | | | |
|-----------|---|---|---|-----------------|-------|-----------|-------------|-----------|-------------|
| | 2 flush push, black | | | Unmarked | White | ZB5AA7120 | 0.023/0.051 | | |
| | | | | Unmarked | Black | | | | |
| | | | | Black "I" | White | | | ZB5AA7121 | 0.023/0.051 |
| | | | | White "0" | Black | | | | |
| | | | | Unmarked | Green | | | ZB5AA7340 | 0.023/0.051 |
| | | | | Unmarked | Red | | | | |
| | | | | Black "→" | White | | | ZB5AA7213 | 0.023/0.051 |
| | | | | White "←" | Black | | | | |
| | | | | White "I" | Green | | | ZB5AA7341 | 0.023/0.051 |
| | | | | White "0" | Red | | | | |
| | 1 flush push, black 1 projecting push, red | 1 | 1 | Without cap (3) | | ZB5AA79 | 0.023/0.051 | | |
| | | | | Unmarked | Green | | | ZB5AL7340 | 0.023/0.051 |
| | | | | Unmarked | Red | | | | |
| | | | | White "I" | Green | | | ZB5AL7341 | 0.023/0.051 |
| White "0" | Red | | | | | | | | |

Double-headed pushbuttons with 1 white central pilot light block (1)

Screw clamp terminal connections (Schneider Electric anti-loosening system)

| Shape of head | Description | Type of contact | | Caps | | Pilot light voltage V | Reference | Weight kg/lb |
|---------------|-------------|-----------------|----|---------|------------------|-----------------------|-----------|--------------|
| | | NO | NC | Marking | Background color | | | |

Complete units

| | | | | | | | | | | |
|--|---|---|---|-----------|-------|-----|--------------|-------------|--------------|-------------|
| | 1 flush push, black 1 projecting push, red 1 central pilot light block, white | 1 | 1 | White "I" | Green | 24 | XB5AW73731B5 | 0.066/0.146 | | |
| | | | | White "0" | Red | 120 | | | XB5AW73731G5 | 0.066/0.146 |
| | | | | | | 240 | | | | |

Heads only (5)

| | | | | | | | | | |
|-----------|---|-------------|-------------|-----------------|-------|-------------|-------------|-------------|-------------|
| | 2 flush push, black 1 central pilot light, clear (4) | | | Unmarked | White | ZB5AW7A1720 | 0.023/0.051 | | |
| | | | | Unmarked | Black | | | | |
| | | | | Black "I" | White | | | ZB5AW7A1721 | 0.023/0.051 |
| | | | | White "0" | Black | | | | |
| | | | | Unmarked | Green | | | ZB5AW7A3740 | 0.023/0.051 |
| | | | | Unmarked | Red | | | | |
| | | | | White "I" | Green | | | ZB5AW7A3741 | 0.023/0.051 |
| | | | | White "0" | Red | | | | |
| | | | | Black "↑" | Green | | | ZB5AW7A1724 | 0.023/0.051 |
| | | | | White "↓" | Red | | | | |
| Black "+" | White | ZB5AW7A1715 | 0.023/0.051 | | | | | | |
| Black "-" | White | | | | | | | | |
| | 1 flush push, black 1 projecting push, red 1 central pilot light, clear (4) | 1 | 1 | Without cap (3) | | ZB5AW7A9 | 0.023/0.051 | | |
| | | | | Unmarked | Green | | | ZB5AW7L3740 | 0.023/0.051 |
| | | | | Unmarked | Red | | | | |
| | | | | White "I" | Green | | | ZB5AW7L3741 | 0.023/0.051 |
| White "0" | Red | | | | | | | | |

(1) Recommended maximum number of contacts constituting the body (fixing collar and contact) associated with the head, see page 26 and 27.

(2) These caps are factory assembled and cannot be removed (risk of damage).

(3) Caps to be ordered separately.

(4) Color of centrally positioned pilot light determined by the color of the LED incorporated in the body sub-assembly.

(5) Only for use with bodies comprising a light source with Universal LED.

Control and signaling units Ø

Harmony XB5 plastic

Diameter 22 mm, multiple-headed pushbuttons, spring return



XB5AA731327



ZB5AA71124



ZBA7235



ZBA7331



ZBA7432



ZBA709

Triple-headed pushbuttons (1) (2)

Screw clamp terminal connections (Schneider Electric anti-loosening system)

| Shape of head | Description | Type of contact | | | Caps (3) | | Reference | Weight kg/lb |
|---------------|-------------|-----------------|----|----|----------|------------------|-----------|--------------|
| | | NO | NC | NO | Marking | Background color | | |

Complete units

| | | | | | | | | |
|--|--|---|---|---|-------------------------|----------------|-----------------------------|-------------|
| | 2 flush push, black, 1 central projecting push, marked "Stop" in white | 1 | 1 | 1 | White "I" White "II" | Green Green | XB5AA731327 | 0.063/0.139 |
| | | | | | Black "→" White "←" | White Black | XB5AA711237 | 0.063/0.139 |

Heads only

| | | | | | | | | |
|--|-----------------|--|--|--|-----------|-------|----------------------------|-------------|
| | White "↑" | | | | White "↑" | Green | ZB5AA73134 | 0.023/0.051 |
| | White "↓" | | | | White "↓" | Green | | |
| | Black "→" | | | | Black "→" | White | | |
| | White "←" | | | | White "←" | Black | ZB5AA71123 | 0.023/0.051 |
| | Black "↑" | | | | Black "↑" | White | ZB5AA71124 | 0.023/0.051 |
| | White "↓" | | | | White "↓" | Black | | |
| | White "↑" | | | | White "↑" | Black | ZB5AA72124 | 0.023/0.051 |
| | White "↓" | | | | White "↓" | Black | | |
| | Without cap (4) | | | | | | ZB5AA791 | 0.023/0.051 |

Specific accessories for multiple-headed pushbuttons

| Description | Marking | Background color | Sold in lots of | Reference | Weight kg/lb |
|---|-------------------------------------|------------------|-----------------|-------------------------|------------------------|
| Caps only for clip-on mounting (5) on: - ZB5AA79 double-headed pushbuttons - ZB5AW7A9 double-headed pushbuttons + central pilot light block - ZB5AA791 triple-headed pushbuttons | Unmarked | White | 10 | ZBA71 | 0.010/0.022 |
| | "I" Black | | 10 | ZBA7131 | 0.010/0.022 |
| | "↓" Black | | 10 | ZBA7134 | 0.010/0.022 |
| | "+" Black | | 10 | ZBA7138 | 0.010/0.022 |
| | Unmarked | Black | 10 | ZBA72 | 0.010/0.022 |
| | "O" White | | 10 | ZBA7232 | 0.010/0.022 |
| | "↓" White | | 10 | ZBA7235 | 0.010/0.022 |
| | "I" White | | 10 | ZBA7237 | 0.010/0.022 |
| | Unmarked | Green | 10 | ZBA73 | 0.010/0.022 |
| | "I" White | | 10 | ZBA7331 | 0.010/0.022 |
| | "↑" White | | 10 | ZBA7335 | 0.010/0.022 |
| | Unmarked | Red | 10 | ZBA74 | 0.010/0.022 |
| | "O" White | | 10 | ZBA7432 | 0.010/0.022 |
| | Unmarked | Yellow | 10 | ZBA75 | 0.010/0.022 |
| | Unmarked | Blue | 10 | ZBA76 | 0.010/0.022 |
| | Silicone boots for 2 flush push (6) | - | Clear | 10 | ZBA708 |
| Silicone boots for 3 pushes (6) | - | | 10 | ZBA709 | 0.055/0.121 |
| Silicone boots for 1 flush push and 1 projecting push (6) | - | | 10 | ZBA710 | 0.055/0.121 |

(1) Recommended maximum number of contacts constituting the body (fixing collar and contact) associated with the head, see page 26 and 27.

(2) Not compatible with high power switching contacts and contacts for printed circuit board.

(3) These caps are factory assembled and cannot be removed (risk of damage).

(4) Caps to be ordered separately, see accessories on this page.

(5) Can be clipped-in at 90° steps, through 360°.

(6) Can be replaced without dismantling the head.

Control and signaling units

Harmony XB5, plastic

Diameter 22 mm, mushroom head pushbuttons, spring return



XB5AC21



ZB5AC24



ZB5AC2



ZB5AR4

| Mushroom head pushbuttons ⁽¹⁾ ⁽²⁾ | | | | | | | |
|---|---------------|-----------------|----|----------|-------------------|--|--------------|
| Screw clamp terminal connections (Schneider Electric anti-loosening system) | | | | | | | |
| Shape of head | Type of push | Type of contact | | Push | Reference | | Weight kg/lb |
| | | NO | NC | | Diameter Ø mm/in. | Color | |
| Complete units | | | | | | | |
| ● | Mushroom head | 1 | – | 40/1.575 | Black | XB5AC21 (ZB5AZ101 + ZB5AC2) | 0.062/0.137 |
| Heads only | | | | | | | |
| ● | Mushroom head | | | 30/1.181 | Black | ZB5AC24 | 0.027/0.060 |
| | | | | | Green | ZB5AC34 | 0.027/0.060 |
| | | | | | Red | ZB5AC44 | 0.027/0.060 |
| | | | | | Yellow | ZB5AC54 | 0.027/0.060 |
| | | | | | Blue | ZB5AC64 | 0.027/0.060 |
| | | | | 40/1.575 | Black | ZB5AC2 | 0.046/0.101 |
| | | | | | Green | ZB5AC3 | 0.046/0.101 |
| | | | | | Red | ZB5AC4 | 0.046/0.101 |
| | | | | | Yellow | ZB5AC5 | 0.046/0.101 |
| | | | | | Blue | ZB5AC6 | 0.046/0.101 |
| | | | | 60/2.362 | Black | ZB5AR2 | 0.065/0.143 |
| | | | | | Green | ZB5AR3 | 0.065/0.143 |
| | | | | | Red | ZB5AR4 | 0.065/0.143 |
| | | | | | Yellow | ZB5AR5 | 0.065/0.143 |
| | | | | | Blue | ZB5AR6 | 0.065/0.143 |

(1) These pushbuttons and heads cannot be used for an Emergency stop function. Therefore, it is recommended that a legend with a black or white background is used.

(2) Recommended maximum number of contacts constituting the body (fixing collar and contact) associated with the head, see [page 26](#) and [27](#).

Control and signaling units

Harmony XB5, plastic

Diameter 22 mm, mushroom head pushbuttons, latching



ZB5AT2



ZB5AS62



ZB5AS72



ZB5AW733

| Mushroom head pushbuttons (1) (2) | | | | | |
|-----------------------------------|--|------------------------|--------|-----------|--------------|
| Shape of head | Type of reset | Push Diameter Ø mm/in. | Color | Reference | Weight kg/lb |
| Heads only | | | | | |
| | Push-pull | 30/1.181 | Black | ZB5AT24 | 0.044/0.097 |
| | | 40/1.575 | Black | ZB5AT2 | 0.049/0.108 |
| | | 60/2.362 | Black | ZB5AX2 | 0.067/0.148 |
| | Turn to release | 30/1.181 | Black | ZB5AS42 | 0.040/0.088 |
| | | 40/1.575 | Black | ZB5AS52 | 0.044/0.097 |
| | | 40/1.575 | Yellow | ZB5AS55 | 0.044/0.097 |
| | | 60/2.362 | Black | ZB5AS62 | 0.064/0.141 |
| | Key release (key 455) (2 keys included with head) (3) (4) | 30/1.181 | Black | ZB5AS72 | 0.040/0.088 |
| | | 40/1.575 | Black | ZB5AS12 | 0.044/0.097 |

| Illuminated mushroom head pushbuttons (2) | | | | | |
|---|-----------------|------------------------|--------|-----------|--------------|
| Shape of head | Type of reset | Push Diameter Ø mm/in. | Color | Reference | Weight kg/lb |
| Heads only (5) | | | | | |
| | Turn to release | 40/1.575 | White | ZB5AW713 | 0.022/0.049 |
| | | | Green | ZB5AW733 | 0.022/0.049 |
| | | | Orange | ZB5AW753 | 0.022/0.049 |
| | | | Blue | ZB5AW763 | 0.022/0.049 |



(1) These pushbuttons and heads cannot be used for an Emergency stop function. Therefore, it is recommended that a legend with a black or white background is used.
 (2) Recommended maximum number of contacts constituting the body (fixing collar and contact) associated with the head, see page 26 and 27.
 (3) For specific keys, please contact our Customer Care Center.
 (4) The symbol indicates key withdrawal position(s).
 (5) Only for use with bodies comprising a light source with Universal LED.

Control and signaling units

Harmony XB5, plastic

Diameter 22 mm, Emergency stop and Emergency switching off functions

Emergency stop and Emergency switching off functions conforming to EN/IEC 60204-1, 60364-5-53, EN/ISO 13850, and Machinery Directive 2006/42/EC

Emergency stop function: Mushroom head Emergency stop trigger action and mechanical latching pushbuttons conform to standards EN/IEC 60204-1 and EN/ISO 13850, Machinery Directive 2006/42/EC, and standard EN/IEC 60947-5-5.

Emergency switching off function: Mushroom head switching off mechanical latching pushbuttons conform to standards IEC 60364-5-53 and EN/IEC 60947-5-5.




Please contact our Customer Care Center for an explanation of these standards and directives.

Emergency stop and switching off pushbuttons with trigger action and mechanical latching ^{(1) (2)}






Screw clamp terminal connections (Schneider Electric anti-loosening system)

| Shape of head | Type of reset | Type of contact | | | Push Diameter Ø mm/in. | Color | Reference | Weight kg/lb |
|---------------|---------------|-----------------|----|----------|------------------------------|-------|-----------|-----------------|
| | | NO | NC | NC MC(6) | | | | |

Complete units


| | | | | | | | | |
|---|--------------------------|---|---|---|----------|-----|---|-------------|
|  | Push-pull | – | 1 | – | 40/1.575 | Red | XB5AT842 (ZB5AZ102 + ZB5AT84) | 0.065/0.143 |
| | | 1 | 1 | – | 40/1.575 | Red | XB5AT845 (ZB5AZ105 + ZB5AT84) | 0.076/0.168 |
|  | Turn to release | – | – | 1 | 40/1.575 | Red | XB5AS8446 (ZBE302 + ZB5AZ009 + ZB5AS844) | 0.063/0.138 |
| | | – | 1 | – | 40/1.575 | Red | XB5AS8442 (ZB5AZ102 + ZB5AS844) | 0.060/0.132 |
| | | 1 | 1 | – | 40/1.575 | Red | XB5AS8445 (ZB5AZ105 + ZB5AS844) | 0.072/0.159 |
| | | – | 2 | – | 40/1.575 | Red | XB5AS8444 (ZB5AZ104 + ZB5AS844) | 0.072/0.159 |
|  | Key release (key 455)(3) | – | 1 | – | 40/1.575 | Red | XB5AS9442 (ZB5AZ102 + ZB5AS944) | 0.075/0.165 |
| | | 1 | 1 | – | 40/1.575 | Red | XB5AS9445 (ZB5AZ105 + ZB5AS944) | 0.112/0.247 |

Heads only

| | | | | | | | | |
|---|---|--|--|--|----------|-----|------------------------------|-------------|
|  | Push-pull | | | | 30/1.181 | Red | ZB5AT844 | 0.049/0.108 |
| | | | | | 40/1.575 | Red | ZB5AT84 | 0.049/0.108 |
| | | | | | 60/2.362 | Red | ZB5AX84 | 0.067/0.148 |
|  | Turn to release | | | | 30/1.181 | Red | ZB5AS834 | 0.042/0.002 |
| | | | | | 40/1.575 | Red | ZB5AS844 (5) | 0.046/0.002 |
|  | Key release (key 455) (2 keys included with head) (3)(4)  | | | | 30/1.181 | Red | ZB5AS934 | 0.068/0.003 |
| | | | | | 40/1.575 | Red | ZB5AS944 | 0.071/0.003 |
| | | | | | 60/2.362 | Red | ZB5AS964 | 0.092/0.004 |
| | Key release (key 4A185) (4)  | | | | 40/1.575 | Red | ZB5AS944D | 0.071/0.003 |

(1) For recommended maximum number of contacts constituting the body (fixing collar and contact) associated with the head, see [page 26](#) and [27](#).


(2) It is recommended that a legend or yellow background is used.

(3) The symbol  indicates key withdrawal position(s).


(4) For specific keys, please contact our Customer Care Center.

(5) To order a pushbutton head of Ø 60 mm/2.364 mm, replace the last 2 digits of the commercial reference with "64", example [ZB5AS844](#) becomes [ZB5AS864](#).

(6) NC contact block with monitoring dedicated for Emergency stop head only.



XB5AT845



XB5AS8445



XB5AS9445



ZB5AT84



ZB5AS844



ZB5AS834



ZB5AS934

Control and signaling units

Harmony XB5, plastic

Diameter 22 mm, Illuminated rings for Emergency stop

| Illuminated rings for Emergency stop (1) | | | | | | | |
|---|----------------------|------------|----------------|--------|-----------------|-------------|--------------|
| Description | Marking | Signaling | Supply voltage | Color | Sold in lots of | Reference | Weight kg/lb |
| Ø 60 mm/2.362 in. illuminated ring for Emergency stop | EMERGENCY STOP | Fixed, red | 24 V ~ | Yellow | 1 | ZBY9W2B330 | 0.031/0.068 |
| | ARRET D'URGENCE | Fixed, red | 24 V ~ | Yellow | 1 | ZBY9W2B130 | 0.031/0.068 |
| | NOT HALT | Fixed, red | 24 V ~ | Yellow | 1 | ZBY9W2B230 | 0.031/0.068 |
| | PARADA DE EMERGENCIA | Fixed, red | 24 V ~ | Yellow | 1 | ZBY9W2B430 | 0.031/0.068 |
| | ARRESTO DI EMERGENZA | Fixed, red | 24 V ~ | Yellow | 1 | ZBY9W2B630 | 0.031/0.068 |
| | - | Fixed, red | 24 V ~ | Yellow | 1 | ZBY9W2B140 | 0.031/0.068 |
| | EMERGENCY STOP | Fixed, red | 120 V ~ | Yellow | 1 | ZBY9W2G330 | 0.031/0.068 |
| | ARRET D'URGENCE | Fixed, red | 120 V ~ | Yellow | 1 | ZBY9W2G130 | 0.031/0.068 |
| | NOT HALT | Fixed, red | 120 V ~ | Yellow | 1 | ZBY9W2G230 | 0.031/0.068 |
| | PARADA DE EMERGENCIA | Fixed, red | 120 V ~ | Yellow | 1 | ZBY9W2G430 | 0.031/0.068 |
| | ARRESTO DI EMERGENZA | Fixed, red | 120 V ~ | Yellow | 1 | ZBY9W2G630 | 0.031/0.068 |
| | - | Fixed, red | 120 V ~ | Yellow | 1 | ZBY9W2G140 | 0.031/0.068 |
| | EMERGENCY STOP | Fixed, red | 230 V ~ | Yellow | 1 | ZBY9W2M330 | 0.031/0.068 |
| | ARRET D'URGENCE | Fixed, red | 230 V ~ | Yellow | 1 | ZBY9W2M130 | 0.031/0.068 |
| | NOT HALT | Fixed, red | 230 V ~ | Yellow | 1 | ZBY9W2M230 | 0.031/0.068 |
| | PARADA DE EMERGENCIA | Fixed, red | 230 V ~ | Yellow | 1 | ZBY9W2M430 | 0.031/0.068 |
| ARRESTO DI EMERGENZA | Fixed, red | 230 V ~ | Yellow | 1 | ZBY9W2M630 | 0.031/0.068 | |
| - | Fixed, red | 230 V ~ | Yellow | 1 | ZBY9W2M140 | 0.031/0.068 | |
| EMERGENCY STOP | Fixed, red + white | 24 V ~ | Yellow | 1 | ZBY9W3B330 | 0.031/0.068 | |
| ARRET D'URGENCE | Fixed, red + white | 24 V ~ | Yellow | 1 | ZBY9W3B130 | 0.031/0.068 | |
| NOT HALT | Fixed, red + white | 24 V ~ | Yellow | 1 | ZBY9W3B230 | 0.031/0.068 | |
| PARADA DE EMERGENCIA | Fixed, red + white | 24 V ~ | Yellow | 1 | ZBY9W3B430 | 0.031/0.068 | |
| ARRESTO DI EMERGENZA | Fixed, red + white | 24 V ~ | Yellow | 1 | ZBY9W3B630 | 0.031/0.068 | |
| - | Fixed, red + white | 24 V ~ | Yellow | 1 | ZBY9W3B140 | 0.031/0.068 | |



ZBY9W2B330



ZBY9W3B140



ZBY9W2B501

| Illuminated ring without legend for customization (use with ZBY9W101) | | | | | | | |
|--|---------|--------------------|----------------|-------|-----------------|------------|--------------|
| Description | Marking | Signaling | Supply voltage | Color | Sold in lots of | Reference | Weight kg/lb |
| Ø 60 mm/2.362 in., No marking can be used with all Ø 22 mm/0.866 in. heads | | Fixed, red | 24 V ~ | - | 1 | ZBY9W2B501 | 0.015/0.033 |
| | | Fixed, red + white | 24 V ~ | - | 1 | ZBY9W3B501 | 0.016/0.035 |




ZBY9W101

| Customizable circular legend for illuminated ring without legend (2) | | |
|--|-----------|--------------|
| Description | Reference | Weight kg/lb |
| Ø 60 mm/2.362 in. | ZBY9W101 | 0.004/0.009 |

| Illuminated rings for mushroom head pushbuttons | | | | | | | |
|---|---------|--------------------|----------------|--------|-----------------|------------|--------------|
| Description | Marking | Signaling | Supply voltage | Color | Sold in lots of | Reference | Weight kg/lb |
| Ø 60 mm/2.362 in. illuminated ring | - | Fixed, red | 24 V ~ | Yellow | 1 | ZBY9W2B101 | 0.031/0.068 |
| | - | Fixed, red | 120 V ~ | Yellow | 1 | ZBY9W2G101 | 0.031/0.068 |
| | - | Fixed, red | 230 V ~ | Yellow | 1 | ZBY9W2M101 | 0.031/0.068 |
| | - | Fixed, red + white | 24 V ~ | Yellow | 1 | ZBY9W3B101 | 0.031/0.068 |



ZBY9W2B101

(1) For compliance with standard EN/ISO 13850, paragraph 4.4.6, the Emergency Stop function logo  has been added.
 (2) To create customized marking on this reference using the web customization tool, see [page 43](#).

Control and signaling units

Harmony XB5, plastic

Diameter 22 mm, Emergency stop and Emergency switching off functions

Circular yellow legends for Emergency stop



ZBY9121



ZBY9420

Circular yellow legends for Emergency stop (1)

| Description | Marking | Signaling | Supply voltage | Color | Sold in lots of | Reference | Weight kg/lb |
|--|----------------------|-----------|----------------|--------|-----------------|-----------|--------------|
| Ø 60 mm/2.362 in. legend for Emergency stop function | - | - | - | Yellow | 5 | ZBY9121 | 0.007/0.015 |
| | EMERGENCY STOP | - | - | Yellow | 5 | ZBY9320 | 0.007/0.015 |
| | ARRET D'URGENCE | - | - | Yellow | 5 | ZBY9120 | 0.007/0.015 |
| | NOT HALT | - | - | Yellow | 5 | ZBY9220 | 0.007/0.015 |
| | PARADA DE EMERGENCIA | - | - | Yellow | 5 | ZBY9420 | 0.007/0.015 |
| | ARRESTO DI EMERGENZA | - | - | Yellow | 5 | ZBY9620 | 0.007/0.015 |

Emergency stop and Emergency switching off functions conforming to EN/IEC 60204-1, 60364-5-53, EN/ISO 13850, and Machinery Directive 2006/42/EC

Emergency stop function: Mushroom head Emergency stop trigger action and mechanical latching pushbuttons conform to standards EN/IEC 60204-1 and EN/ISO 13850, Machinery Directive 2006/42/EC, and standard EN/IEC 60947-5-5.

Emergency switching off function: Mushroom head switching off mechanical latching pushbuttons conform to standards IEC 60364-5-53 and EN/IEC 60947-5-5.

Please contact our Customer Care Center for an explanation of these standards and directives.

Illuminated and non illuminated Emergency stop and Emergency switching off pushbuttons with trigger action and mechanical latching

| Shape of head | Type of reset | Signaling type | Type of contact | | Supply voltage V | Diameter Ø mm/in. | Color of the push | Reference | Weight kg/lb |
|---------------|---------------|----------------|-----------------|----|------------------|-------------------|-------------------|-----------|--------------|
| | | | NO | NC | | | | | |

Complete units

| | | | | | | | | | |
|--|-----------------|-----------------------------------|---|---|------|----------|-----|--------------|-------------|
| | Turn to release | Fixed white + fixed red, bi-color | 1 | 1 | 24 ~ | 60/2.362 | Red | ZB5AS84W3B5 | 0.107/0.236 |
| | | | 1 | 2 | 24 ~ | 60/2.362 | Red | ZB5AS84W3B41 | 0.117/0.258 |

Heads only

| | | | | | | | | | |
|--|-----------------|-----------------------------------|---|---|----------|----------|------------|-------------|-------------|
| | Turn to release | - | - | - | 60/2.362 | Red | ZB5AS84W00 | 0.055/0.121 | |
| | | Fixed, red | - | - | 24 ~ | 60/2.362 | Red | ZB5AS84W2B | 0.055/0.121 |
| | | Fixed, red | - | - | 120 ~ | 60/2.362 | Red | ZB5AS84W2G | 0.055/0.121 |
| | | Fixed, red | - | - | 230 ~ | 60/2.362 | Red | ZB5AS84W2M | 0.055/0.121 |
| | | Fixed white + fixed red, bi-color | - | - | 24 ~ | 60/2.362 | Red | ZB5AS84W3B | 0.055/0.121 |

Circular yellow legends for Emergency stop ZB5AS84W●● (1)

| Description | Marking | Color | Sold in lots of | Reference | Weight kg/lb |
|--|----------------|--------|-----------------|-----------|--------------|
| Ø 90 mm/1.181 in. legend for Emergency stop function | EMERGENCY STOP | Yellow | 10 | ZBY8L330 | 0.055/0.121 |
| | - | Yellow | 10 | ZBY8L140 | 0.055/0.121 |

(1) For compliance with standard EN/ISO 13850, paragraph 4.4.6, the Emergency Stop function logo has been added.



ZB5AS84W3B5



ZB5AS84W2B



ZBY8L330

Control and signaling units

Harmony XB5, plastic

Diameter 22 mm, Emergency stop and Emergency switching off functions

Circular yellow legends for Emergency stop

Emergency stop and Emergency switching off functions conforming to EN/IEC 60204-1, 60364-5-53, EN/ISO 13850, and Machinery Directive 2006/42/EC

Emergency stop function: Mushroom head Emergency stop trigger action and mechanical latching pushbuttons conform to standards EN/IEC 60204-1 and EN/ISO 13850, Machinery Directive 2006/42/EC, and standard EN/IEC 60947-5-5. Emergency switching off function: Mushroom head switching off mechanical latching pushbuttons conform to standards IEC 60364-5-53 and EN/IEC 60947-5-5.


Please contact our Customer Care Center for an explanation of these standards and directives.

Illuminated Emergency stop and Emergency switching off functions, mechanical latching pushbuttons with mechanical state indicator (1)

For elevator inspection box applications



ZB5AT8643M

| Shape of head | Type of reset | Push Diameter Ø mm/in. | Color | Unit reference | Weight kg/lb |
|---|--|------------------------|-------|----------------------------|--------------|
| Heads only (2) | | | | | |
|  | Push-pull (1)(3) For Emergency stop and Emergency switching off function | 40/1.575 | Red | ZB5AT8643M | 0.034/0.075 |



ZB5AT8643M330


| Description | Conforming to standards | Marking on yellow background | Sold in lots of | Reference | Weight kg/lb |
|---|-------------------------|------------------------------|-----------------|-------------------------------|--------------|
| Illuminated Emergency stop function ZB5AT8643M with Ø 60mm/2.362 in. legend plate | EN/IEC 60204-1 - | - | 10 | ZB5AT8643M140 | 0.034/0.075 |
| | EN/ISO 13850 | ARRET D'URGENCE | 10 | ZB5AT8643M130 | 0.034/0.075 |
| | | EMERGENCY STOP | 10 | ZB5AT8643M330 | 0.034/0.075 |
| | | NOT HALT | 10 | ZB5AT8643M230 | 0.034/0.075 |
| | | PARADA DE EMERGENCIA | 10 | ZB5AT8643M430 | 0.034/0.075 |
| | | ARRESTO DI EMERGENZA | 10 | ZB5AT8643M630 | 0.034/0.075 |



ZB5AW743

Illuminated Emergency switching off function only, mechanical latching pushbuttons

Screw clamp terminal connections (Schneider Electric anti-loosening system)

| Shape of head | Type of reset | Push Diameter Ø mm/in. | Color | Reference | Weight kg/lb |
|---|-----------------|------------------------|-------|--------------------------|--------------|
|  | Turn to release | 40/1.575 | Red | ZB5AW743 | 0.022/0.049 |



ZBY9360

Circular yellow legends for ZB5AW743

| Diameter mm/in. | Conforming to standards | Marking on yellow background | Sold in lots of | Reference | Weight kg/lb |
|--|-------------------------|------------------------------|-----------------|-------------------------|--------------|
| Used for "Emergency switching off" function | | | | | |
| 60/2.362 | EN/IEC 60204-1 - | - | 10 | ZBY9101 | 0.004/0.009 |
| | | COUPURE D'URGENCE | 10 | ZBY9160 | 0.004/0.009 |
| | | EMERGENCY SWITCHING OFF | 10 | ZBY9360 | 0.004/0.009 |
| | | NOT-AUS | 10 | ZBY9260 | 0.004/0.009 |
| 90/3.543 | EN/IEC 60204-1 - | - | 10 | ZBY8101 | 0.008/0.018 |
| | | COUPURE D'URGENCE | 10 | ZBY8160 | 0.008/0.018 |

(1) For recommended maximum number of contacts constituting the body (fixing collar and contact) associated with the head, see page 26 and 27.

(2) For use with bodies comprising a light source with Universal LED only.

(3) Cannot be used with metal guards ZBZ160.

Control and signaling units

Harmony XB5, plastic

Diameter 22 mm, Emergency stop and Emergency switching off functions

Circular yellow legends for Emergency stop

Emergency stop and Emergency switching off functions conforming to EN/IEC 60204-1, 60364-5-53, EN/ISO 13850, and Machinery Directive 2006/42/EC

Emergency stop function: Mushroom head Emergency stop trigger action and mechanical latching pushbuttons conform to standards EN/IEC 60204-1 and EN/ISO 13850, Machinery Directive 2006/42/EC, and standard EN/IEC 60947-5-5.


Emergency switching off function: Mushroom head switching off mechanical latching pushbuttons conform to standards IEC 60364-5-53 and EN/IEC 60947-5-5.

Please contact our Customer Care Center for an explanation of these standards and directives.


Emergency stop with monitoring contacts, trigger action, and mechanical latching Screw clamp terminal connection

| Shape of head | Type of reset | Type of contact | | Supply voltage V | Push | | Reference | Weight kg/lb |
|---------------|---------------|-----------------|----|------------------|-------------------|-------|-----------|--------------|
| | | NO | NC | | Diameter Ø mm/in. | Color | | |

Non-illuminated

| | | | | | | | | |
|---|-------------------------------|---|---|---|----------|-----|----------------------------|-------------|
|  | Push-pull and Turn to release | 1 | 2 | – | 40/1.575 | Red | XB5AS84449 | 0.090/0.198 |
|---|-------------------------------|---|---|---|----------|-----|----------------------------|-------------|

Illuminated (red)

| | | | | | | | | |
|---|-------------------------------|---|---|---------|----------|-----|------------------------------|-------------|
|  | Push-pull and Turn to release | 1 | 2 | 24 V AC | 40/1.575 | Red | XB5AS86449B4 | 0.094/0.207 |
|---|-------------------------------|---|---|---------|----------|-----|------------------------------|-------------|

Circular yellow legends for Emergency stop XB5AS84449 or XB5AS86449B4

| Description | Marking | Color | Sold in lots of | Reference | Weight kg/lb |
|--|----------------|--------|-----------------|-------------------------|--------------|
| Ø 60 mm/ 2.362 in. legend for Emergency stop function | - | Yellow | 5 | ZBY9141 | 0.007/0.015 |
| | EMERGENCY STOP | Yellow | 5 | ZBY9142 | 0.007/0.015 |



XB5AS84449



XB5AS86449B4



ZBY9142

Control and signaling units

Harmony XB5, plastic

Diameter 22 mm, Illuminated rings and circular yellow legends for mushroom head pushbuttons

Circular yellow legends for mushroom head pushbuttons (1)

Used for "Emergency stop" function (1)


| Diameter mm/in. | Conforming to standards | Marking on yellow background | Sold in lots of | Reference | Weight kg/lb |
|-----------------|---------------------------------|------------------------------|-----------------|-----------|--------------|
| 60/2.363 | EN/IEC 60204-1 | - | 5 | ZBY9121 | 0.007/0.015 |
| | | EMERGENCY STOP | 5 | ZBY9320 | 0.007/0.015 |
| | | ARRET D'URGENCE | 5 | ZBY9120 | 0.007/0.015 |
| | | NOT-HALT | 5 | ZBY9220 | 0.007/0.015 |
| | | PARADA DE EMERGENCIA | 5 | ZBY9420 | 0.007/0.015 |
| 90/3.543 | EN/IEC 60204-1 and EN/ISO 13850 | ARRET D'URGENCE | 10 | ZBY8130 | 0.008/0.018 |
| | | EMERGENCY STOP | 10 | ZBY8330 | 0.008/0.018 |
| | | NOT-HALT | 10 | ZBY8230 | 0.008/0.018 |
| | | PARADA DE EMERGENCIA | 10 | ZBY8430 | 0.008/0.018 |
| | | ARRESTO DI EMERGENZA | 10 | ZBY8630 | 0.008/0.018 |

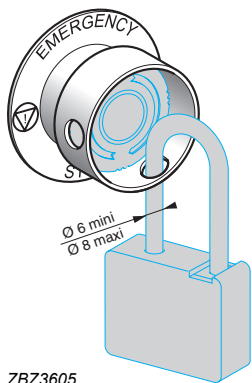


ZBY9320

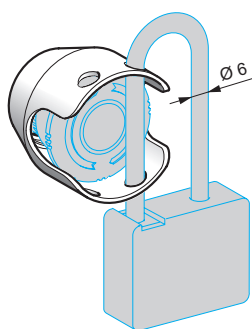


ZBY9360

(1) For compliance with standard EN/ISO 13850, paragraph 4.4.6, the Emergency Stop function logo  has been added.



ZBZ3605



ZBZ160●



ZBZ1605



ZBY9330T

Accessories for mushroom head pushbuttons (5)

| Description | Exclusive use with the following Ø 40 mm/1.575 in. trigger action pushbuttons | Color | Reference | Weight kg/lb |
|---|---|-----------------|-------------------------|--------------|
| Padlocking kit (1) (2) for Emergency stop (3) and Emergency switching off function (4), (padlockable) | XB5AS844● XB5AS944● ZB5AS844 ZB5AS944● | Yellow | ZBZ3605 | 0.045/0.099 |
| Metal guards for Emergency stop function, padlockable (2) | XB5AT8● XB5AS8● XB5AS9● ZB5AT8● ZB5AS8● ZB5AS9● | Chromium plated | ZBZ1600 | 0.046/0.101 |
| | | Black | ZBZ1602 | 0.046/0.101 |
| | | Red | ZBZ1604 | 0.046/0.101 |
| | | Yellow | ZBZ1605 | 0.046/0.101 |
| | | Blue | ZBZ1606 | 0.046/0.101 |

| Description | Marking | Color | Reference | Weight kg/lb |
|--|-----------------|--------|--------------------------|--------------|
| Ø 60 mm/2.363 in. legend for padlocking device ZBZ3605 for Emergency stop function (3) | - | Yellow | ZBY9140T | 0.004/0.009 |
| | ARRET D'URGENCE | Yellow | ZBY9130T | 0.004/0.009 |
| | EMERGENCY STOP | Yellow | ZBY9330T | 0.004/0.009 |
| | NOT-HALT | Yellow | ZBY9230T | 0.004/0.009 |

(1) No isolation function is possible when this guard is fitted.

(2) Standard circular legends are not compatible with this product. Use special legends **ZBY9●●●T**.

(3) For conformity with standards EN/IEC 60204-1 and EN/ISO 13850.

(4) For conformity with standard EN/IEC 60204-1.

(5) To add customized markings on these references using the web customization tool, see [page 5](#).

Control and signaling units

Harmony XB5, plastic

Diameter 22 mm, Accessories for pushbuttons



ZBY9330M

Circular yellow legends for metal guard ZBZ16●● (1)

| Description | Marking | Color | Sold in lots of | Reference | Weight kg/lb |
|--|----------------------|--------|-----------------|--------------------------|--------------|
| For Emergency stop function | | | | | |
| Ø 60 mm/2.362 in. legend for metal guard ZBZ16●● | Without | Yellow | 10 | ZBY9140M | 0.004/0.009 |
| | ARRET D'URGENCE | Yellow | 10 | ZBY9130M | 0.004/0.009 |
| | EMERGENCY STOP | Yellow | 10 | ZBY9330M | 0.004/0.009 |
| | NOT-HALT | Yellow | 10 | ZBY9230M | 0.004/0.009 |
| | PARADA DE EMERGENZA | Yellow | 10 | ZBY9430M | 0.004/0.009 |
| | NOODSTOP | Yellow | 10 | ZBY9530M | 0.004/0.009 |
| | ARRESTO DI EMERGENZA | Yellow | 10 | ZBY9630M | 0.004/0.009 |
| | NODSTOPP | Yellow | 10 | ZBY9730M | 0.004/0.009 |
| | NODSTOP | Yellow | 10 | ZBY9830M | 0.004/0.009 |

For Emergency switching off function

| | | | | | |
|--|---------------------------|--------|----|--------------------------|-------------|
| Ø 60 mm/2.362 in. legend for metal guard ZBZ16●● | Without | Yellow | 10 | ZBY9101M | 0.004/0.009 |
| | COUPURE D'URGENCE | Yellow | 10 | ZBY9160M | 0.004/0.009 |
| | EMERGENCY SWITCHING OFF | Yellow | 10 | ZBY9360M | 0.004/0.009 |
| | NOT-AUS | Yellow | 10 | ZBY9260M | 0.004/0.009 |
| | DESCONEXION DE EMERGENCIA | Yellow | 10 | ZBY9460M | 0.004/0.009 |



ZBY9360M

(1) To add customized markings on these references using the web customization tool, see [page 5](#).

Control and signaling units

Harmony XB5, plastic

Diameter 22 mm, Accessories for pushbuttons

Bellows for harsh environment



ZBZ2102



ZB4BZ1905



ZB4BZ2005



ZB4BZ64



ZBZ58

Other accessories

| Description | For use with | Color | Reference | Weight kg/lb | |
|-------------------|---|--------|-----------------------------|--------------|-------------|
| Plastic guard | Selector switches and key switches | Black | ZBZ2102 | 0.005/0.011 | |
| | Emergency stop and Emergency switching off function | Yellow | Round guard 63.5 mm/2.5 in. | ZB4BZ1905 | 0.042/0.093 |
| | | Yellow | Round guard 76.2 mm/3.0 in. | ZB4BZ2105 | 0.058/0.128 |
| Padlockable flaps | Flush type pushbuttons | Yellow | Narrow flange guard | ZB4BZ2005 | 0.032/0.071 |
| | | Black | | ZB4BZ62 | 0.076/0.168 |
| | | Red | | ZB4BZ64 | 0.076/0.168 |
| | | Yellow | | ZB4BZ65 | 0.076/0.168 |
| | | Blue | | ZB4BZ66 | 0.076/0.168 |

| Description | Material | For use with | Color | Sold in lots of | Unit reference | Weight kg/lb |
|---|----------|--|--------|-----------------|----------------|--------------|
| Bellows seals for harsh environments (environments subject to humidity, dust, high-pressure cleaning, etc.) (1) | Silicone | Other functions | Black | 2 | ZBZ28 | 0.009/0.020 |
| | | Emergency stop/ switching off function | Yellow | 2 | ZBZ58 | 0.009/0.020 |

| Description | Application | Sold in lots of | Unit reference | Weight kg/lb |
|---|--|-----------------|----------------|--------------|
| Boot for contact block ZBE10● and ZBE10●3 (2) | For protection against dusty environment | 1 | ZBZ60 | 0.098/0.216 |

(1) Only when mounted on control stations. Use legends ZBY9●●●T.

(2) Restriction on use: Refer to the product instruction sheet on the Schneider Electric website, Harmony XB5 page.

Control and signaling units

Harmony XB5, plastic

Diameter 22 mm, General safe stops


Bellows for harsh environments

General safe stops

General safe stops are used to stop the operation of a machine in a safe manner. These devices cannot be used as an Emergency stop and must not be associated with a yellow background. General safe stops comprise a yellow bezel and black head.



ZB5AS842Y

| Shape of head | Type of reset | Push | | Reference | Weight kg/lb |
|---|-----------------|-------------------|-------|-----------|--------------|
| | | Diameter Ø mm/in. | Color | | |
|  | Turn to release | 40/1.575 | Black | ZB5AS842Y | 0.046/0.101 |

Bellows for harsh environments (2)

| Description | Material | For use with | Color | Sold in lots of | Unit reference | Weight kg/lb |
|---|----------|---------------------------------------|--------|-----------------|----------------|--------------|
| For use in environments subject to humidity, dust, high pressure cleaning, etc. | Silicone | Other functions | Black | 2 | ZBZ28 | 0.009/0.020 |
| | | Emergency stop/switching off function | Yellow | 2 | ZBZ58 | 0.009/0.020 |



ZBZ58

(1) Not compatible with Ø 30 mm/1.181 in. pushbuttons.


Control and signaling units

Harmony XB5 plastic

Diameter 22 mm, Large head pushbuttons with integrated bellows




ZB5AC680

| Pushbuttons with integrated bellows | | | | |
|--|---------------|----------------------|-----------|--------------|
| Shape of head | Color of push | Marking Text (color) | Reference | Weight kg/lb |
| Heads only, Ø 37 mm without marking | | | | |
| Flush  | White | – | ZB5AC180 | 0.024/0.053 |
| | Black | – | ZB5AC280 | 0.024/0.053 |
| | Green | – | ZB5AC380 | 0.024/0.053 |
| | Red | – | ZB5AC480 | 0.024/0.053 |
| | Yellow | – | ZB5AC580 | 0.024/0.053 |
| | Blue | – | ZB5AC680 | 0.024/0.053 |



ZB5AC48021

| | | | | |
|--|-------|-------------|------------|-------------|
| Heads only, Ø 37 mm with marking (1) | | | | |
| Flush  | Red | "O" (white) | ZB5AC48021 | 0.024/0.053 |
| | Green | "I" (white) | ZB5AC38023 | 0.024/0.053 |
| | Black | "🔔" (white) | ZB5AC28001 | 0.024/0.053 |



ZBZ1902

| Accessories | | | |
|-----------------------------|---|-------------|--------------|
| Description | Function | Reference | Weight kg/lb |
| Protective guard in plastic | Protection against accidental operation | ZBZ1902 (2) | 0.010/0.022 |



ZBZ60

| | | | |
|--|--|-------|--------------|
| Boot for contact block ZBE10●, ZBE10●3, and ZBE50● (3) | Protection against liquid and dust ingress | ZBZ60 | 0.098/ 0.216 |
|--|--|-------|--------------|

| | |
|----------------------|---|
| Other Version | Customization with marking at your choice (texts or symbols) Rotation of head for horizontal mounting of the contact block (1) Please contact our Customer Care Centre. |
|----------------------|---|

(1) Heads are fixed relative to the position of the contact blocks: contact blocks are normally used in the "vertical" position. It is necessary to order an alternative head with the symbol rotated by 90° in order to mount the contact block in the "horizontal" position. Please add the suffix "RA" at the end of the product reference for alternative heads of your choice.

(2) For heads with the RA suffix (ZB4BC●●●RA) used with a guard, it is necessary to order the dedicated guard ZBZ1902RA.

(3) Restriction for use: refer to the product instruction sheet on www.schneider-electric.com.

Control and signaling units

Harmony XB5, plastic

Diameter 22 mm Pushbuttons, push-push



ZB5AH03C0



ZB5AH04



ZB5AH4C0



ZB5AH083



ZB5AH063C0

Pushbuttons with flush push ⁽¹⁾

| Shape of head | Type of push | Color of push | Reference | | Weight kg/lb |
|-----------------------------|--------------|---------------|-----------------|----------------|--------------|
| | | | For black bezel | For gray bezel | |
| Heads only, circular | | | | | |
| | Flush | White | ZB5AH01 | ZB5AH01C0 | 0.018/0.040 |
| | | Black | ZB5AH02 | ZB5AH02C0 | 0.018/0.040 |
| | | Green | ZB5AH03 | ZB5AH03C0 | 0.018/0.040 |
| | | Red | ZB5AH04 | ZB5AH04C0 | 0.018/0.040 |
| | | Yellow | ZB5AH05 | ZB5AH05C0 | 0.018/0.040 |
| | | Blue | ZB5AH06 | ZB5AH06C0 | 0.018/0.040z |

Pushbuttons with projecting push ⁽¹⁾

| Shape of head | Type of push | Color of push | Reference | | Weight kg/lb |
|-----------------------------|--------------|---------------|-----------------|----------------|--------------|
| | | | For black bezel | For gray bezel | |
| Heads only, circular | | | | | |
| | Projecting | White | ZB5AH1 | ZB5AH1C0 | 0.018/0.040 |
| | | Black | ZB5AH2 | ZB5AH2C0 | 0.018/0.040 |
| | | Green | ZB5AH3 | ZB5AH3C0 | 0.018/0.040 |
| | | Red | ZB5AH4 | ZB5AH4C0 | 0.018/0.040 |
| | | Yellow | ZB5AH5 | ZB5AH5C0 | 0.018/0.040 |
| | | Blue | ZB5AH6 | ZB5AH6C0 | 0.018/0.040 |

Illuminated pushbuttons with flush push ⁽¹⁾

| Shape of head | Type of push | Color of push | Reference | | Weight kg/lb |
|--|--------------|---------------|-----------------|----------------|--------------|
| | | | For black bezel | For gray bezel | |
| Heads only, circular ^{(2) (3)} | | | | | |
| | Projecting | White | ZB5AH013 | ZB5AH013C0 | 0.017/0.037 |
| | | Green | ZB5AH033 | ZB5AH033C0 | 0.017/0.037 |
| | | Red | ZB5AH043 | ZB5AH043C0 | 0.018/0.040 |
| | | Orange | ZB5AH053 | ZB5AH053C0 | 0.017/0.037 |
| | | Blue | ZB5AH063 | ZB5AH063C0 | 0.017/0.037 |
| | | Yellow | ZB5AH083 | ZB5AH083C0 | 0.017/0.037 |

Illuminated pushbuttons with projecting push ⁽¹⁾

| Shape of head | Type of push | Color of push | Reference | | Weight kg/lb |
|--|--------------|---------------|-----------------|----------------|--------------|
| | | | For black bezel | For gray bezel | |
| Heads only, circular ^{(2) (3)} | | | | | |
| | Projecting | White | ZB5AH13 | ZB5AH13C0 | 0.017/0.037 |
| | | Green | ZB5AH33 | ZB5AH33C0 | 0.017/0.037 |
| | | Red | ZB5AH43 | ZB5AH43C0 | 0.017/0.037 |
| | | Orange | ZB5AH53 | ZB5AH53C0 | 0.017/0.037 |
| | | Blue | ZB5AH63 | ZB5AH63C0 | 0.017/0.037 |
| | | Yellow | ZB5AH83 | ZB5AH83C0 | 0.017/0.037 |

(1) For recommended maximum number of contacts constituting the body (fixing collar and contact) associated with the head, see [page 26](#) and [page 27](#).

(2) For use with bodies comprising a light source with universal LED only.



(3) To add customized markings on these references using the web customization tool, see [page 5](#).

Control and signaling units

Harmony XB5, plastic

Diameter 22 mm Pushbuttons, "push-turn to release"

Pushbuttons with key-operated push ⁽¹⁾

| Shape of head | Type of push | Marking | Reference | Weight kg/lb |
|---|------------------------------------|----------------------------------|-----------|--------------|
| Heads only | | | | |
|  | Knurled without cap ⁽²⁾ | – | ZB5AF | 0.027/0.060 |
|  | Knurled with marked cap | ↑ (white on black background) | ZB5AF351 | 0.030/0.066 |



ZB5AF



ZB5AF351

(1) For recommended maximum number of contacts constituting the body (fixing collar and contact) associated with the head, see [page 26](#) and [27](#).

(2) Colored caps to be ordered separately, see [page 68](#).

Control and signaling units

Harmony XB5, plastic

Diameter 22 mm selector switches with standard handle

| Selector switches with standard handle ⁽¹⁾ | | | | | | | | | |
|---|------------------|-----------------|----|-----------|------|-----------|-----------------|----------------|--------------|
| Screw clamp terminal connections (Schneider Electric anti-loosening system) | | | | | | | | | |
| Shape of head | Type of operator | Type of contact | | Positions | | Reference | Reference | | Weight kg/lb |
| | | NO | NC | Number | Type | | For black bezel | For gray bezel | |

Complete units ⁽²⁾



XB5AD33



XB5AD33C0

| | | | | | | | | | |
|-------------------------|------------------------|---|---|------------------|----------------------------------|------------------------------------|---|------------------------------------|-------------|
| | Standard handle, black | 1 | – | 2-position 90° | Stay put | ∨ | XB5AD21 ⁽³⁾ (ZB5AZ101 + ZB5AD2) | XB5AD21C0 (ZB5AZ101 + ZB5AD2C0) | 0.043/0.095 |
| | | 1 | – | | Spring return from right to left | ∩ | XB5AD41 (ZB5AZ101 + ZB5AD4) | XB5AD41C0 (ZB5AZ101 + ZB5AD4C0) | 0.046/0.101 |
| | | 1 | 1 | | Stay put | ∨ | XB5AD25 (ZB5AZ105 + ZB5AD2) | XB5AD25C0 (ZB5AZ105 + ZB5AD2C0) | 0.043/0.095 |
| | | 2 | – | 3-position ± 45° | Stay put | ∨ | XB5AD33 (ZB5AZ103 + ZB5AD3) | XB5AD33C0 (ZB5AZ103 + ZB5AD3C0) | 0.043/0.095 |
| Spring return to center | ∩ | | | | XB5AD53 (ZB5AZ103 + ZB5AD5) | XB5AD53C0 (ZB5AZ103 + ZB5AD5C0) | 0.043/0.095 | | |

Heads only ⁽²⁾



ZB5AD2

| | | | | | | | |
|--|------------------------|------------------|------------------------------------|---|--------|----------|-------------|
| | Standard handle, black | 2-position 90° | Stay put | ∨ | ZB5AD2 | ZB5AD2C0 | 0.017/0.037 |
| | | | Spring return from right to left | ∩ | ZB5AD4 | ZB5AD4C0 | 0.020/0.044 |
| | | 3-position ± 45° | Stay put | ∨ | ZB5AD3 | ZB5AD3C0 | 0.017/0.037 |
| | | | Spring return to center | ∩ | ZB5AD5 | ZB5AD5C0 | 0.017/0.037 |
| | | | Spring return from left to center | ∩ | ZB5AD7 | ZB5AD7C0 | 0.017/0.037 |
| | | | Spring return from right to center | ∩ | ZB5AD8 | ZB5AD8C0 | 0.017/0.037 |

Heads only with other colored handles ⁽²⁾



ZB5AD204

| | | | |
|--|-------------------------|--|------------|
| | Standard handle, white | Add suffix 01 to the reference, for example: ZB5AD201 | ZB5AD201C0 |
| | Standard handle, green | Add suffix 03 to the reference, for example: ZB5AD203 | ZB5AD203C0 |
| | Standard handle, red | Add suffix 04 to the reference, for example: ZB5AD204 | ZB5AD204C0 |
| | Standard handle, yellow | Add suffix 05 to the reference, for example: ZB5AD205 | ZB5AD205C0 |
| | Standard handle, blue | Add suffix 06 to the reference, for example: ZB5AD206 | ZB5AD206C0 |

(1) For recommended maximum number of contacts and sequence of contacts constituting the body (fixing collar and contact) associated with the head, see page 26 and 27.

(2) To add customized markings on these references using the web customization tool, see page 5.

(3) To order products with 1NO and 1NC contact, replace the last digit of the commercial reference with a 5, example: XB5AA21 becomes XB5AA25.

Control and signaling units

Harmony XB5, plastic

Diameter 22 mm selector switches with long handle



ZB5AJ3

| Selector switches with long handle (1) | | | | | | | | |
|---|------------------|-----------------|----|-----------|------|-----------------|----------------|--------------|
| Screw clamp terminal connections (Schneider Electric anti-loosening system) | | | | | | | | |
| Shape of head | Type of operator | Type of contact | | Positions | | Reference | | Weight kg/lb |
| | | NO | NC | Number | Type | For black bezel | For gray bezel | |

| Complete units (2) | | | | | | | | | | | |
|--------------------|--------------------|---|---|-------------------|-------------------------|----------|--|--|-------------|--|-------------|
| | Long handle, black | 1 | - | 2-position 90° | Stay put | ✓ | XB5AJ21 (ZB5AZ101 + ZB5AJ2) | XB5AJ21C0 (ZB5AZ101 + ZB5AJ2C0) | 0.043/0.095 | | |
| | | | | | 3-position ± 45° | Stay put | ✓ | XB5AJ33 (ZB5AZ103 + ZB5AJ3) | | XB5AJ33C0 (ZB5AZ103 + ZB5AJ3C0) | 0.043/0.095 |
| | | | | | Spring return to center | ✓ | XB5AJ53 (ZB5AZ103 + ZB5AJ5) | XB5AJ53C0 (ZB5AZ103 + ZB5AJ5C0) | | 0.043/0.095 | |

| Heads only (2) | | | | | | | | | | | | |
|----------------|--------------------|-------------------|----------|----------------------------------|---------------------|---------------|-------------------------|-----------------------------------|---------------|-----------------|-----------------|-------------|
| | Long handle, black | 2-position 90° | Stay put | Spring return from right to left | ✓ | ZB5AJ2 | ZB5AJ2C0 | 0.017/0.037 | | | | |
| | | | | | ✓ | ZB5AJ4 | ZB5AJ4C0 | | 0.020/0.044 | | | |
| | | | | | 3-position ± 45° | Stay put | Spring return to center | ✓ | ZB5AJ3 | ZB5AJ3C0 | 0.017/0.037 | |
| | | | | | | | | ✓ | ZB5AJ5 | ZB5AJ5C0 | | 0.017/0.037 |
| | | | | | | | | Spring return from left to center | ✓ | ZB5AJ7 | ZB5AJ7C0 | 0.017/0.037 |
| | | | | | | | | | ✓ | ZB5AJ8 | ZB5AJ8C0 | |

(1) For recommended maximum number of contacts and sequence of contacts constituting the body (fixing collar and contact) associated with the head, see [page 26](#) and [27](#).


























(2) To add customized markings on these references using the web customization tool, see [page 5](#).

Control and signaling units


Harmony XB5, plastic

Diameter 22 mm Key switches

Key 455, 8D1, 421E, 458A, 520E, or 3131A

| Key switches ⁽¹⁾ | | | | | | | | | |
|--|---|------------------|--------------------------|-----------------|--|--|---|-----------------|-------------|
| Screw clamp terminal connections (Schneider Electric anti-loosening system) | | | | | | | | | |
| Shape of head operator | Type of operator | Type of contact | Positions ⁽²⁾ | | Reference | Weight | | | |
| | | | Number | Type | | kg | lb | | |
| | | | | | | For black bezel | For gray bezel | | |
| | | NO | NC | | | | | | |
| Complete units ⁽⁴⁾ | | | | | | | | | |
|  XB5AG3 |  Key switch with key 455 | 1 | - | 2-position 90° | Stay put  | XB5AG21 (ZB5AZ101 + ZB5AG2) | XB5AG21C0 (ZB5AZ101 + ZB5AG2C0) | 0.831/1.832 | |
| | | | | |  | XB5AG41 (ZB5AZ101 + ZB5AG4) | XB5AG41C0 (ZB5AZ101 + ZB5AG4C0) | 0.831/1.832 | |
| | | | | | Spring return to left  | XB5AG61 (ZB5AZ101 + ZB5AG6) | XB5AG61C0 (ZB5AZ101 + ZB5AG6C0) | 0.870/1.918 | |
|  XB5AG03C0 | | 2 | - | 3-position ±45° | Stay put  | XB5AG03 (ZB5AZ103 + ZB5AG0) | XB5AG03C0 (ZB5AZ103 + ZB5AG0C0) | 0.831/1.832 | |
| | | | | |  | XB5AG33 (ZB5AZ103 + ZB5AG3) | XB5AG33C0 (ZB5AZ103 + ZB5AG3C0) | 0.831/1.832 | |
| Heads only ⁽⁴⁾ | | | | | | | | | |
|  ZB5AG2  ZB5AG3 |  Key switch with key 455 ⁽³⁾ | | | 2-position 90° | Stay put  | ZB5AG2 | ZB5AG2C0 | 0.057/0.126 | |
| | | | | |  | ZB5AG02 | - | 0.057/0.126 | |
| | | | | |  | ZB5AG4 | ZB5AG4C0 | 0.057/0.126 | |
| | | | | | Spring return from right to left  | ZB5AG6 | ZB5AG6C0 | 0.061/0.134 | |
| | | | | | 3-position ±45° | Stay put  | ZB5AG0 | ZB5AG0C0 | 0.057/0.126 |
| | | | | | |  | ZB5AG3 | ZB5AG3C0 | 0.057/0.126 |
| | | | | | |  | ZB5AG5 | - | 0.057/0.126 |
| | | | | | |  | ZB5AG9 | ZB5AG9C0 | 0.057/0.126 |
| | | | | | |  | ZB5AG09 | - | 0.057/0.126 |
| | | | | | Spring return from left to center  | ZB5AG1 | - | 0.057/0.126 | |
| | | | | | Spring return to center  | ZB5AG7 | ZB5AG7C0 | 0.057/0.126 | |
| | | | | | Spring return from right to center  | ZB5AG8 | - | 0.057/0.126 | |
|  | ZB5AG05 | ZB5AG05C0 | 0.057/0.126 | | | | | | |
|  | ZB5AG08 | ZB5AG08C0 | 0.057/0.126 | | | | | | |

(1) For recommended maximum number of contacts and sequence of contacts constituting the body (fixing collar and contact) associated with the head, see page 26 and 27.

(2) The symbol  indicates key withdrawal position(s).

(3) For specific keys, please contact our Customer Care Center.

(4) To add customized markings on these references using the web customization tool, see page 5.

Control and signaling units











Harmony XB5, plastic

Diameter 22 mm Key switches with key 8D1








Selector switches with knurled knob, toggle switches



ZB5AG2DC0

| Key switches (continued) (1) | | | | | | | | | |
|---|-------------------------|---------------------|----------|--|--|--|--------------|-------------|-------------|
| Screw clamp terminal connections (Schneider Electric anti-loosening system) | | | | | | | | | |
| Shape of head | Type of operator | Positions (2) | | | Reference | | Weight kg/lb | | |
| | | Number | Type | | For black bezel | For gray bezel | | | |
|  | Key switch with key 8D1 | 2-position 90° | Stay put |  | ZB5AG2D | ZB5AG2DC0 | 0.057/0.126 | | |
| | | | |  | ZB5AG02D | – | 0.057/0.126 | | |
| | | | | |  | ZB5AG4D | ZB5AG4DC0 | 0.057/0.126 | |
| | | | | |  | ZB5AG6D | – | 0.061/0.134 | |
| | | 3-position ± 45° | Stay put | |  | ZB5AG0D | – | 0.057/0.126 | |
| | | | | |  | ZB5AG3D | – | 0.057/0.126 | |
| | | | | |  | ZB5AG03D | – | 0.057/0.126 | |
| | | | | Spring return from left to center |  | ZB5AG07D | – | 0.057/0.126 | |
| | | | | | Spring return to center |  | ZB5AG7D | – | 0.057/0.126 |








Selector switches with knurled knob (1)

| Shape of head | Type of operator | Positions | | | Reference | | Weight kg/lb | |
|---|--------------------|---------------------|----------|--|--|----------------|--------------|-------------|
| | | Number | Type | | For black bezel | For gray bezel | | |
| Heads only (3) | | | | | | | | |
|  | Black knurled knob | 2-position 90° | Stay put |  | ZB5AD29 | ZB5AD29C0 | 0.020/0.044 | |
| | | | |  | – | ZB5AD49C0 | 0.024/0.053 | |
| | | 3-position ± 45° | Stay put | |  | ZB5AD39 | ZB5AD39C0 | 0.020/0.044 |
| | | | | |  | ZB5AD59 | ZB5AD59C0 | 0.020/0.044 |
| | | | | Spring return to center |  | – | ZB5AD79C0 | 0.020/0.044 |
| | | | | |  | – | ZB5AD89C0 | 0.020/0.044 |



ZB5AD39

Toggle switches (1)

| Shape of head | Type of operator | Positions | | | Reference | | Weight kg/lb |
|---|------------------|-------------------|----------|--|-----------------|----------------|--------------|
| | | Number | Type | | For black bezel | For gray bezel | |
| Heads only (3) | | | | | | | |
|  | Black lever | 2-position 90° | Stay put |  | ZB5AD28 | ZB5AD28C0 | 0.023/0.051 |
| | | | |  | – | ZB5AD48C0 | 0.023/0.051 |
|  | White lever | 2-position 90° | Stay put |  | ZB5AD2801 | ZB5AD2801C0 | 0.023/0.051 |
| | | | |  | ZB5AD2804 | ZB5AD2804C0 | 0.023/0.051 |
| | | | |  | – | ZB5AD2806C0 | 0.023/0.051 |




ZB5AD28



ZB5AD2804C0

(1) For recommended maximum number of contacts and sequence of contacts constituting the body (fixing collar and contact) associated with the head, see [page 26](#) and [27](#).







(2) The symbol  indicates key withdrawal position(s).

(3) To add customized markings on these references using the web customization tool, see [page 5](#).

Control and signaling units

Harmony XB5, plastic

Diameter 22 mm Illuminated selector switches with standard handle, with Universal light block

| Illuminated selector switches with standard handle, with Universal light block ⁽¹⁾ | | | | | | | | | | | | | | | | | |
|---|--|---|---|-------------------------------|--------------------|---------------------------|---|---|-------------|---|---------------------------------|--------------------|--------|---|---|-------------|-------------|
| Screw clamp terminal connections (Schneider Electric anti-loosening system) | | | | | | | | | | | | | | | | | |
| Shape of head operator | Type of operator | Type of contact | Positions | Supply voltage V | Color of handle | Reference | | Weight kg/lb | | | | | | | | | |
| | | | | | | For black bezel | For gray bezel | | | | | | | | | | |
| | | NO | NC | Number and type | | | | | | | | | | | | | |
| Complete units ⁽²⁾ | | | | | | | | | | | | | | | | | |
|  <p>XB5AK123B5</p>  <p>XB5AK124B5</p>  <p>XB5AK125B5</p>  <p>XB5AK134G5C0</p> |   | 1 | 1 | 2-position 90° Stay put | 24 ~ (50/60 Hz) | Green | XB5AK123B5 (ZB5BW0B15 + ZB5AK1233) | XB5AK123B5C0 (ZB5BW0B15 + ZB5AK1233C0) | 0.516/1.138 | | | | | | | | |
| | | | | | | Red | XB5AK124B5 (ZB5BW0B15 + ZB5AK1243) | XB5AK124B5C0 (ZB5BW0B15 + ZB5AK1243C0) | | 0.516/1.138 | | | | | | | |
| | | | | | | Orange | XB5AK125B5 (ZB5BW0B15 + ZB5AK1253) | XB5AK125B5C0 (ZB5BW0B15 + ZB5AK1253C0) | | 0.516/1.138 | | | | | | | |
| | | | | | | 110...120 ~ (50/60 Hz) | Green | XB5AK123G5 (ZB5BW0G15 + ZB5AK1233) | | XB5AK123G5C0 (ZB5BW0G15 + ZB5AK1233C0) | 0.516/1.138 | | | | | | |
| | | | | | | | Red | XB5AK124G5 (ZB5BW0G15 + ZB5AK1243) | | XB5AK124G5C0 (ZB5BW0G15 + ZB5AK1243C0) | 0.516/1.138 | | | | | | |
| | | | | | | | Orange | XB5AK125G5 (ZB5BW0G15 + ZB5AK1253) | | XB5AK125G5C0 (ZB5BW0G15 + ZB5AK1253C0) | 0.516/1.138 | | | | | | |
| | | | | | | 230...240 ~ (50/60 Hz) | Green | XB5AK123M5 (ZB5BW0M15 + ZB5AK1233) | | XB5AK123M5C0 (ZB5BW0M15 + ZB5AK1233C0) | 0.516/1.138 | | | | | | |
| | | | | | | | Red | XB5AK124M5 (ZB5BW0M15 + ZB5AK1243) | | XB5AK124M5C0 (ZB5BW0M15 + ZB5AK1243C0) | 0.516/1.138 | | | | | | |
| | | | | | | | Orange | XB5AK125M5 (ZB5BW0M15 + ZB5AK1253) | | XB5AK125M5C0 (ZB5BW0M15 + ZB5AK1253C0) | 0.516/1.138 | | | | | | |
| | | | | | | | | 1 | | 1 | 3-position ± 45° Stay put | 24 ~ (50/60 Hz) | Green | XB5AK133B5 (ZB5BW0B15 + ZB5AK1333) | XB5AK133B5C0 (ZB5BW0B15 + ZB5AK1333C0) | 0.516/1.138 | |
| | | | | | | | | | | | | | Red | XB5AK134B5 (ZB5BW0B15 + ZB5AK1343) | XB5AK134B5C0 (ZB5BW0B15 + ZB5AK1343C0) | | 0.516/1.138 |
| | | | | | | | | | | | | | Orange | XB5AK135B5 (ZB5BW0B15 + ZB5AK1353) | XB5AK135B5C0 (ZB5BW0B15 + ZB5AK1353C0) | | 0.516/1.138 |
| 110...120 ~ (50/60 Hz) | Green | XB5AK133G5 (ZB5BW0G15 + ZB5AK1333) | XB5AK133G5C0 (ZB5BW0G15 + ZB5AK1333C0) | 0.516/1.138 | | | | | | | | | | | | | |
| | Red | XB5AK134G5 (ZB5BW0G15 + ZB5AK1343) | XB5AK134G5C0 (ZB5BW0G15 + ZB5AK1343C0) | 0.516/1.138 | | | | | | | | | | | | | |
| | Orange | XB5AK135G5 (ZB5BW0G15 + ZB5AK1353) | XB5AK135G5C0 (ZB5BW0G15 + ZB5AK1353C0) | 0.516/1.138 | | | | | | | | | | | | | |
| 230...240 ~ (50/60 Hz) | Green | XB5AK133M5 (ZB5BW0M15 + ZB5AK1333) | XB5AK133M5C0 (ZB5BW0M15 + ZB5AK1333C0) | 0.516/1.138 | | | | | | | | | | | | | |
| | Red | XB5AK134M5 (ZB5BW0M15 + ZB5AK1343) | XB5AK134M5C0 (ZB5BW0M15 + ZB5AK1343C0) | 0.516/1.138 | | | | | | | | | | | | | |
| | Orange | XB5AK135M5 (ZB5BW0M15 + ZB5AK1353) | XB5AK135M5C0 (ZB5BW0M15 + ZB5AK1353C0) | 0.516/1.138 | | | | | | | | | | | | | |

(1) For recommended maximum number of contacts constituting the body (fixing collar and contact) associated with the head, see page 26 and 27.

(2) To add customized markings on these references using the web customization tool, see page 5.




Control and signaling units

Harmony XB5, plastic

Diameter 22 mm Illuminated selector switches with standard handle, with Universal light block

Illuminated selector switches with standard handle, with Universal light block

(continued) (1)

| Shape of head | Type of operator | Positions | | Color of handle | Reference | | Weight kg/lb | |
|--|------------------------------------|-----------------------------------|----------|-----------------|-----------------|----------------|--------------|-------------|
| | | Number | Type | | For black bezel | For gray bezel | | |
| Heads only (2) (3) | | | | | | | | |
|  ZB5AK1263 | Standard handle | 2-position 90° | Stay put | ↙ | White | ZB5AK1213 | ZB5AK1213C0 | 0.016/0.035 |
| | | | | | Green | ZB5AK1233 | ZB5AK1233C0 | 0.016/0.035 |
| | | | | | Red | ZB5AK1243 | ZB5AK1243C0 | 0.016/0.035 |
| | | | | | Orange | ZB5AK1253 | ZB5AK1253C0 | 0.016/0.035 |
| | | | | | Yellow | ZB5AK1283 | ZB5AK1283C0 | 0.016/0.035 |
| | | | | | Blue | ZB5AK1263 | ZB5AK1263C0 | 0.016/0.035 |
| | | Spring return from right to left | ↘ | White | ZB5AK1413 | ZB5AK1413C0 | 0.017/0.037 | |
| | | | | Green | ZB5AK1433 | ZB5AK1433C0 | 0.017/0.037 | |
| | | | | Red | ZB5AK1443 | ZB5AK1443C0 | 0.017/0.037 | |
| | | | | Orange | ZB5AK1453 | ZB5AK1453C0 | 0.017/0.037 | |
| | | | | Yellow | ZB5AK1483 | ZB5AK1483C0 | 0.017/0.037 | |
| | | | | Blue | ZB5AK1463 | ZB5AK1463C0 | 0.017/0.037 | |
|  ZB5AK1313 | 3-position ± 45° | Stay put | ↘ | White | ZB5AK1313 | ZB5AK1313C0 | 0.016/0.035 | |
| | | | | Green | ZB5AK1333 | ZB5AK1333C0 | 0.016/0.035 | |
| | | | | Red | ZB5AK1343 | ZB5AK1343C0 | 0.016/0.035 | |
| | | | | Orange | ZB5AK1353 | ZB5AK1353C0 | 0.016/0.035 | |
| | | | | Yellow | ZB5AK1383 | ZB5AK1383C0 | 0.016/0.035 | |
| | | | | Blue | ZB5AK1363 | ZB5AK1363C0 | 0.016/0.035 | |
| | | Spring return to center | ↕ | White | ZB5AK1513 | ZB5AK1513C0 | 0.016/0.035 | |
| | | | | Green | ZB5AK1533 | ZB5AK1533C0 | 0.016/0.035 | |
| | | | | Red | ZB5AK1543 | ZB5AK1543C0 | 0.016/0.035 | |
| | | | | Orange | ZB5AK1553 | ZB5AK1553C0 | 0.016/0.035 | |
| | | | | Yellow | ZB5AK1583 | ZB5AK1583C0 | 0.016/0.035 | |
| | | | | Blue | ZB5AK1563 | ZB5AK1563C0 | 0.016/0.035 | |
|  ZB5AK1783 | Spring return from right to center | ↘ | ↘ | White | ZB5AK1813 | ZB5AK1813C0 | 0.016/0.035 | |
| | | | | Green | ZB5AK1833 | ZB5AK1833C0 | 0.016/0.035 | |
| | | | | Red | ZB5AK1843 | ZB5AK1843C0 | 0.016/0.035 | |
| | | | | Orange | ZB5AK1853 | ZB5AK1853C0 | 0.016/0.035 | |
| | | | | Yellow | ZB5AK1883 | ZB5AK1883C0 | 0.016/0.035 | |
| | | | | Blue | ZB5AK1863 | ZB5AK1863C0 | 0.016/0.035 | |
| | | Spring return from left to center | ↙ | ↘ | White | ZB5AK1713 | ZB5AK1713C0 | 0.016/0.035 |
| | | | | | Green | ZB5AK1733 | ZB5AK1733C0 | 0.016/0.035 |
| | | | | | Red | ZB5AK1743 | ZB5AK1743C0 | 0.016/0.035 |
| | | | | | Orange | ZB5AK1753 | ZB5AK1753C0 | 0.016/0.035 |
| | | | | | Yellow | ZB5AK1783 | ZB5AK1783C0 | 0.016/0.035 |
| | | | | | Blue | ZB5AK1763 | ZB5AK1763C0 | 0.016/0.035 |

(1) For recommended maximum number of contacts constituting the body (fixing collar and contact) associated with the head, see page 26 and 27.

(2) For use with bodies comprising a light source with Universal LED only.

(3) To add customized markings on these references using the web customization tool, see page 5..

Control and signaling units

Harmony XB5, plastic




Diameter 22 mm Pilot lights with Universal LED



XB5AVB1



XB5EVG3

| Pilot lights with Universal LED | | | | | | | |
|---|---------------------------|--|--------------------------------|---|-------------------------|---|-------------|
| Screw clamp terminal connections (Schneider Electric anti-loosening system) | | | | | | | |
| Shape of head | Supply voltage V | Color | Reference for monolithic units | Reference for complete units | Weight kg/lb | | |
| Complete units (with plain lens) | | | | | | | |
|  | 24 ~ (50/60 Hz) | White | XB5EVB1 | XB5AVB1 (ZB5AVB1 + ZB5AV013) | 0.038/0.084 | | |
| | | Green | XB5EVB3 | XB5AVB3 (ZB5AVB1 + ZB5AV033) | 0.038/0.084 | | |
| | | Red | XB5EVB4 | XB5AVB4 (ZB5AVB1 + ZB5AV043) | 0.038/0.084 | | |
| | | Orange | XB5EVB5 | XB5AVB5 (ZB5AVB1 + ZB5AV053) | 0.038/0.084 | | |
| | | Blue | XB5EVB6 | XB5AVB6 (ZB5AVB1 + ZB5AV063) | 0.038/0.084 | | |
| | | Yellow | XB5EVB8 | – | 0.038/0.084 | | |
| | |  | 110...120 ~ (50/60 Hz) | White | XB5EVG1 | XB5AVG1 (ZB5AVG1 + ZB5AV013) | 0.038/0.084 |
| | | | | Green | XB5EVG3 | XB5AVG3 (ZB5AVG1 + ZB5AV033) | 0.038/0.084 |
| Red | XB5EVG4 | | | XB5AVG4 (ZB5AVG1 + ZB5AV043) | 0.038/0.084 | | |
| Orange | XB5EVG5 | | | XB5AVG5 (ZB5AVG1 + ZB5AV053) | 0.038/0.084 | | |
| Blue | XB5EVG6 | | | XB5AVG6 (ZB5AVG1 + ZB5AV063) | 0.038/0.084 | | |
| Yellow | XB5EVG8 | | | – | 0.038/0.084 | | |
|  | 230...240 ~ (50/60 Hz) | | | White | XB5EVM1 | XB5AVM1 (ZB5AVM1 + ZB5AV013) | 0.038/0.084 |
| | | | | Green | XB5EVM3 | XB5AVM3 (ZB5AVM1 + ZB5AV033) | 0.038/0.084 |
| | | Red | XB5EVM4 | XB5AVM4 (ZB5AVM1 + ZB5AV043) | 0.038/0.084 | | |
| | | Orange | XB5EVM5 | XB5AVM5 (ZB5AVM1 + ZB5AV053) | 0.038/0.084 | | |
| | | Blue | XB5EVM6 | XB5AVM6 (ZB5AVM1 + ZB5AV063) | 0.038/0.084 | | |
| | | Yellow | XB5EVM8 | – | 0.038/0.084 | | |

Control and signaling units

Harmony XB5, plastic

Diameter 22 mm Pilot lights with Universal LED



Pilot lights with Universal LED

Screw clamp terminal connections (Schneider Electric anti-loosening system)

Heads only, circular (1)

| Shape of head | For use with body comprising light source type | Color of lens | Reference | Weight kg/lb |
|---------------|--|---------------|-----------|--------------|
|---------------|--|---------------|-----------|--------------|

■ With plain lens

| | | | | | |
|---|---|---------------|------------------|--------------------------|-------------|
|  |  | Universal LED | White | ZB5AV013 | 0.017/0.037 |
| | | | Green | ZB5AV033 | 0.017/0.037 |
| | | | Red | ZB5AV043 | 0.017/0.037 |
| | | | Orange | ZB5AV053 | 0.017/0.037 |
| | | | Yellow | ZB5AV083 | 0.017/0.037 |
| | | | Blue | ZB5AV063 | 0.017/0.037 |
| | | | 5 colors (2) (3) | ZB5AV003 | 0.017/0.037 |





ZB5AV053





ZB5AV083S

■ With plain lens, for insertion of legend (3)

| | | | | | |
|--|---|---------------|--------|---------------------------|-------------|
|  |  | Universal LED | White | ZB5AV013E | 0.017/0.037 |
| | | | Green | ZB5AV033E | 0.017/0.037 |
| | | | Red | ZB5AV043E | 0.017/0.037 |
| | | | Orange | ZB5AV053E | 0.017/0.037 |
| | | | Yellow | ZB5AV083E | 0.017/0.037 |
| | | | Blue | ZB5AV063E | 0.017/0.037 |

■ With grooved lens (4)

| | | | | | |
|---|---|---------------|--------|---------------------------|-------------|
|  |  | Universal LED | White | ZB5AV013S | 0.017/0.037 |
| | | | Green | ZB5AV033S | 0.017/0.037 |
| | | | Red | ZB5AV043S | 0.017/0.037 |
| | | | Orange | ZB5AV053S | 0.017/0.037 |
| | | | Yellow | ZB5AV083S | 0.017/0.037 |
| | | | Blue | ZB5AV063S | 0.017/0.037 |



ZB5AV063S

(1) For use with bodies comprising a light source with Universal LED only.

(2) Head supplied with 5 different colored lenses (white, green, red, orange, or blue) not fitted, for insertion of legend.

(3) For legend ordering information, see [page 76](#).

(4) For use in bright ambient light conditions (for example, outdoors in sunlight).

Control and signaling units

Harmony XB5, plastic

Diameter 22 mm Pilot lights with Universal LED and with BA 9s base fitting



XB5AV5B4

| Pilot lights with Universal LED and transformer (1.2 VA, 24 V secondary) | | | | |
|---|-------------------|--------|--------------------------|--------------|
| Screw clamp terminal connections (Schneider Electric anti-loosening system) | | | | |
| Shape of head | Supply voltage V | Color | Reference (1) | Weight kg/lb |
| Complete units - With plain lens | | | | |
| | 400 ~ - 50 Hz (1) | White | XB5AV5B1 | 0.133/0.293 |
| | | Green | XB5AV5B3 | 0.133/0.293 |
| | | Red | XB5AV5B4 | 0.133/0.293 |
| | | Orange | XB5AV5B5 | 0.133/0.293 |
| | | Blue | XB5AV5B6 | 0.133/0.293 |

| Pilot lights with BA 9s base fitting, with plain or grooved lens | | | | |
|--|--------------------------------------|--------|---|--------------|
| Screw clamp terminal connections (Schneider Electric anti-loosening system) | | | | |
| Shape of head | Supply voltage V | Color | Reference | Weight kg/lb |
| Complete units - With plain lens | | | | |
| ■ Direct supply, for BA 9s bulb, U ≤ 250 V, 2.4 W max. (bulb not included) | | | | |
| | ≤ 250 | White | XB5AV61 (ZB5AV6 + ZB5AV01) | 0.037/0.082 |
| | | Green | XB5AV63 (ZB5AV6 + ZB5AV03) | 0.037/0.082 |
| | | Red | XB5AV64 (ZB5AV6 + ZB5AV04) | 0.037/0.082 |
| | | Orange | XB5AV65 (ZB5AV6 + ZB5AV05) | 0.037/0.082 |
| ■ Via integral transformer, 1.2 VA, 6 V secondary, with BA 9s incandescent bulb (included) | | | | |
| | 110...120 ~ - 50/60 Hz | White | XB5AV31 (ZB5AV3 + ZB5AV01) | 0.109/0.240 |
| | | Green | XB5AV33 (ZB5AV3 + ZB5AV03) | 0.109/0.240 |
| | | Red | XB5AV34 (ZB5AV3 + ZB5AV04) | 0.109/0.240 |
| | | Orange | XB5AV35 (ZB5AV3 + ZB5AV05) | 0.109/0.240 |
| | 230 ~ - 50 Hz 220...240 ~ - 60 Hz | White | XB5AV41 (ZB5AV4 + ZB5AV01) | 0.110/0.243 |
| | | Green | XB5AV43 (ZB5AV4 + ZB5AV03) | 0.110/0.243 |
| | | Red | XB5AV44 (ZB5AV4 + ZB5AV04) | 0.110/0.243 |
| | | Orange | XB5AV45 (ZB5AV4 + ZB5AV05) | 0.110/0.243 |



XB5AV63



XB5AV34



ZB5AV01

| Heads only (2) | | | | |
|-------------------|--|-------------------------|--------------------------|--------------|
| Shape of head | For use with body comprising light source type | Color of lens | Reference | Weight kg/lb |
| ■ With plain lens | | | | |
| | With BA 9s base fitting | White | ZB5AV01 | 0.018/0.040 |
| | | Green | ZB5AV03 | 0.018/0.040 |
| | | Red | ZB5AV04 | 0.018/0.040 |
| | | Orange | ZB5AV05 | 0.018/0.040 |
| | | Blue | ZB5AV06 | 0.018/0.040 |
| | | Clear | ZB5AV07 | 0.018/0.040 |
| | | ■ With grooved lens (3) | | |
| | With BA 9s base fitting | White | ZB5AV01S | 0.017/0.037 |
| | | Green | ZB5AV03S | 0.017/0.037 |
| | | Red | ZB5AV04S | 0.017/0.037 |
| | | Orange | ZB5AV05S | 0.017/0.037 |
| | | Blue | ZB5AV06S | 0.017/0.037 |
| | | Clear | ZB5AV07S | 0.017/0.037 |

(1) To order 440...460 V ~ - 60 Hz transformer blocks, replace "5" in the reference with "8". For example, XB5AV5B1 becomes XB5AV8B1. To order 550...600 V ~ - 60 Hz blocks, replace "5" with "9". For example, XB5AV5B1 becomes XB5AV9B1.

(2) For use with bodies comprising a light source with BA 9s base fitting (incandescent, neon, or LED) only.

(3) For use in bright ambient light conditions (for example, outdoors in sunlight).

Control and signaling units

Harmony XB5, plastic

Diameter 22 mm 3-phase pilot light with Universal LED

Push-to-test pilot lights



XB5EV57K4



XB5EV57L4




XB5AW21B5




XB5AW25G5

3-phase pilot lights with Universal LED

Faston connector, 6.3 mm

| Shape of head | Supply voltage V | Color | Reference | Weight kg/lb |
|---|---------------------|-------------------------|---------------------------|-----------------|
| Complete units - With plain lens | | | | |
|  | 400 ~ - 50/60 Hz | Red Green Yellow | XB5EV57K4 | 0.065/0.143 |
| | 400 ~ - 50/60 Hz | White White White | XB5EV57L4 | 0.065/0.143 |

Push-to-test pilot light ⁽¹⁾

| Shape of head | Supply voltage V | Color | Reference | Weight kg/lb |
|---|------------------------|--------|---------------------------|-----------------|
| Complete units | | | | |
|  | 24 ~ - 50/60 Hz | White | XB5AW21B5 | 0.047/0.104 |
| | 24 ~ - 50/60 Hz | Green | XB5AW23B5 | 0.047/0.104 |
| | 24 ~ - 50/60 Hz | Red | XB5AW24B5 | 0.047/0.104 |
| | 24 ~ - 50/60 Hz | Orange | XB5AW25B5 | 0.047/0.104 |
| | 24 ~ - 50/60 Hz | Yellow | XB5AW28B5 | 0.047/0.104 |
| | 24 ~ - 50/60 Hz | Blue | XB5AW26B5 | 0.047/0.104 |
| | 110 - 120 ~ - 50/60 Hz | White | XB5AW21G5 | 0.047/0.104 |
| | 110 - 120 ~ - 50/60 Hz | Green | XB5AW23G5 | 0.047/0.104 |
| | 110 - 120 ~ - 50/60 Hz | Red | XB5AW24G5 | 0.047/0.104 |
| | 110 - 120 ~ - 50/60 Hz | Orange | XB5AW25G5 | 0.047/0.104 |
| | 110 - 120 ~ - 50/60 Hz | Yellow | XB5AW28G5 | 0.047/0.104 |
| | 110 - 120 ~ - 50/60 Hz | Blue | XB5AW26G5 | 0.047/0.104 |



(1) For use with bodies comprising a light source with Universal LED only.

Control and signaling units

Harmony XB5, plastic

Diameter 22 mm Specific functions

Pushbuttons for manual overload reset, potentiometers



XB5AA801

| Manual overload reset buttons (travel 10 mm/0.349 in.) | | | | | |
|--|----------------------------|---------|-------|----------------------------|--------------|
| Shape of head | Actuation distance mm/in. | Marking | Color | Reference | Weight kg/lb |
| Without cap (1) | | | | | |
| | 17...120/ 0.669...4.724 | – | – | XB5AA801 | 0.027/0.060 |
| With flush push | | | | | |
| | 17...120/ 0.669...4.724 | Without | Green | XB5AA831 | 0.027/0.060 |
| | | | Red | XB5AA841 | 0.027/0.060 |
| | | | Blue | XB5AA861 | 0.027/0.060 |
| | | O | Red | XB5AA84101 | 0.027/0.060 |
| | | R | Blue | XB5AA86102 | 0.027/0.060 |
| With projecting push | | | | | |
| | 17...120/ 0.669...4.724 | O | Red | XB5AL84101 | 0.027/0.060 |



XB5AD912R1K



XB5AD912R1K

| Complete potentiometer | | | |
|--|----------------|-------------------------------|--------------|
| Description | Resistance k Ω | Reference | Weight kg/lb |
| +/-10% linear mode precision complete potentiometer with screw terminals | 1 | XB5AD912R1K | 0.048/0.106 |
| | 4.7 | XB5AD912R4K7 | 0.048/0.106 |
| | 10 | XB5AD912R10K | 0.048/0.106 |
| | 47 | XB5AD912R47K | 0.048/0.106 |
| | 100 | XB5AD912R100K | 0.048/0.106 |
| | 470 | XB5AD912R470K | 0.048/0.106 |

| Heads and mounting base for potentiometer (2) | | | | |
|---|---|----------------------------------|--------------------------|--------------|
| Shape of head | Description | For use with | Reference | Weight kg/lb |
| | For potentiometer with shaft length 45 to 50 mm/ 1.772 to 1.968 in. | Ø 6 mm/ 0.236 in. shaft | ZB5AD912 | 0.032/0.071 |
| | | Ø 6.35 mm/ 0.250 in. shaft | ZB5AD922 | 0.032/0.071 |

(1) Colored cap to be ordered separately (see page 68).

(2) Potentiometer not included.

Control and signaling units

Harmony XB5, plastic

Diameter 22 mm Specific functions

Timers, Hour counters, Annunciators



XB5DTB22

| Timers | | | | | | | | |
|--|-----------------|--------------------------|--------------------------------|--|--------------------------------|--------------------------|--------------------------|-------------|
| Description | Output type | Supply voltage V | Time delay type | Time delay range | Reference | Weight kg/lb | | |
| Panel-mounted timer function with status LED and 1 static output in 22.5 mm/0.886 in. hole | 1 static output | 24 $\overline{\sim}$ | Type A (delay on energization) | 0.5...10s | XB5DTB22 | 0.027/0.060 | | |
| | | | | 3...60 s | XB5DTB23 | 0.027/0.060 | | |
| | | | | 0.5...10 min | XB5DTB24 | 0.027/0.060 | | |
| | | | | 3...60 min | XB5DTB25 | 0.027/0.060 | | |
| | | | | 100...240 $\overline{\sim}$ - 50/60 Hz | Type A (delay on energization) | 0.5...10s | XB5DTGM2 | 0.027/0.060 |
| | | | | 3...60 s | | XB5DTGM3 | 0.027/0.060 | |
| | 0.5...10 min | XB5DTGM4 | 0.027/0.060 | | | | | |
| | 3...60 min | XB5DTGM5 | 0.027/0.060 | | | | | |



XB5DSB

| Hour counters | | | |
|-----------------------|---|----------------------------|--------------|
| Characteristics | Supply voltage V | Reference | Weight kg/lb |
| Indication 0...9999.9 | 12...24 $\overline{\sim}$ - 50 or 60 Hz | XB5DSB | 0.045/0.099 |
| | 120 \sim - 60 Hz | XB5DSG | 0.045/0.099 |
| | 230...240 \sim - 50 Hz | XB5DSM (1) | 0.045/0.099 |



XB5KS2B4

| Annunciators (IP66, IP67, and IP69) | | | | |
|--|---|--------|--------------------------|--------------|
| Characteristics | Supply voltage V | Color | Reference | Weight kg/lb |
| Continuous or intermittent non-illuminated buzzer - 90dB, 6.8kHz | 24 $\overline{\sim}$ - 50 or 60 Hz | - | XB5KSB | 0.024/0.053 |
| | 110...120 V $\overline{\sim}$ - 50 or 60 Hz | - | XB5KSG | 0.024/0.053 |
| | 230...240 \sim - 50 or 60 Hz | - | XB5KSM | 0.024/0.053 |
| Continuous or intermittent illuminated buzzer - 90dB, 6.8kHz | 24 $\overline{\sim}$ - 50 or 60 Hz | Red | XB5KS2B4 | 0.024/0.053 |
| | 110...120 V $\overline{\sim}$ - 50 or 60 Hz | Red | XB5KS2G4 | 0.024/0.053 |
| | 230...240 \sim - 50 or 60 Hz | Red | XB5KS2M4 | 0.024/0.053 |
| | 24V $\overline{\sim}$ - 50 or 60 Hz | Yellow | XB5KS2B8 | 0.024/0.053 |
| | 110...120 V $\overline{\sim}$ - 50 or 60 Hz | Yellow | XB5KS2G8 | 0.024/0.053 |
| | 230...240 \sim - 50 or 60 Hz | Yellow | XB5KS2M8 | 0.024/0.053 |

(1) To order a 60 Hz hour counter, add a suffix 6. The reference XB5DSM becomes XB5DSM6.

Control and signaling units


Harmony XB5, plastic

Diameter 22 mm Specific functions

USB and RJ45 ports, Fuse carrier, Basic Displays



XB5PUSB3



XB5PRJ45



ZB5SKR01



XB5DT1S



XBH1AA0G4



XBH1AA0R4

USB and RJ45 ports

| Description | Interface type | Connection type | Degree of protection | Reference | Weight kg/lb |
|---|-------------------------------|------------------|---|--------------------------|--------------|
| Panel-mounted USB and RJ45 ports in 22.5 mm/0.886 in. hole with notch | USB interface, jack type A | USB port 3.0 A-A | IP20 IP65, IP67, IP69K with protection cover (1) | XB5PUSB3 | 0.017/0.037 |
| | Ethernet interface, RJ45 jack | RJ45 port Cat. 6 | IP20 IP65, IP67, IP69K with protection cover (1) | XB5PRJ45 | 0.027/0.060 |

RFID operator interface

| Description | Set of | Supply Voltage V | Reference | Weight kg/lb |
|--|--------|------------------|--------------------------|--------------|
| RFID Reader with key holder | 1 | 24V | ZB5SKR01 | 0.153/0.337 |
| User tag with 2 master key and 2 reset key | 10 | | ZB5SKT01 | 0.108/0.238 |

Fuse carrier

| Description | For use with | Reference | Weight kg/lb |
|--------------|--|-------------------------|--------------|
| Fuse carrier | 5 x 20 mm/0.197 x 0.787 in. fuse 6.3 A - 250 V | XB5DT1S | 0.022/0.049 |

Basic Displays

| Description | Input current range | LED color | Reference | Weight kg/lb |
|---|---------------------|-----------|---------------------------|--------------|
| Digital panel meter LED display, 1 current input, -999...9999 | 4...20 mA | Green | XBH1AA0G4 | 0.032/0.070 |
| | | Red | XBH1AA0R4 | 0.032/0.070 |

(1) For protection covers, see [page 77](#).

Control and signaling units

Harmony XB5, plastic

Diameter 22 mm Specific functions

Joystick controllers



ZD5PA12

Joystick controllers (with 54 mm/2.126 in. long operating shaft) (1) Screw clamp terminal connections (Schneider Electric anti-loosening system)

| Description | Operation | Spring return to zero position | Reference | Weight kg/lb |
|--|---------------------------------------|--------------------------------|-------------------------|--------------|
| Sub-assemblies for joystick controllers | | | | |
| 2-direction | 1 notch 1 NO contact per direction | Without | XD5PA12 | 0.060/0.132 |
| | | With | XD5PA22 | 0.060/0.132 |
| 4-direction | 1 notch 1 NO contact per direction | Without | XD5PA14 | 0.077/0.170 |
| | | With | XD5PA24 | 0.077/0.170 |

Other versions Joystick controllers and complete body/contact assemblies for joystick controllers with Faston connector terminals (6.35 or 2 x 2.8/0.250 or 2 x 0.110 in.) Please contact our Customer Care Center.

Joystick controllers (with 54 mm/2.126 in. long operating shaft) (1) Screw clamp terminal connections (Schneider Electric anti-loosening system)

| Description | For use with | Spring return to zero position | Reference | Weight kg/lb |
|--|---|--------------------------------|--------------------------|--------------|
| Sub-assemblies for joystick controllers | | | | |
| Complete body/contact assemblies | 2-direction | - | ZD5PA103 | 0.049/0.108 |
| | 4-direction | - | ZD5PA203 | 0.058/0.128 |
| Complete head assemblies with operating shaft | 2-direction, stay put | - | ZD5PA12 | 0.022/0.049 |
| | 2-direction, spring return to zero position | - | ZD5PA22 | 0.022/0.049 |
| | 4-direction, stay put | - | ZD5PA14 | 0.022/0.049 |
| | 4-direction, spring return to zero position | - | ZD5PA24 | 0.022/0.049 |

Other versions Joystick controllers and complete body/contact assemblies for joystick controllers with Faston connector terminals (6.35 or 2 x 2.8/0.250 or 2 x 0.110 in.) Please contact our Customer Care Center.

(1) Must not be used with standard contact blocks ZBE10● (single) or ZBE20● (double).



ZD5PA103



ZD5PA203

Control and signaling units

Harmony XB5, plastic

Diameter 22 mm Accessories for heads

Unmarked pushbutton caps



ZBA4

Pushbutton caps, unmarked

| Description | For use with | Type of push | Color | Sold in lots of | Unit reference | Weight kg/lb |
|--|--|--------------|--------|-----------------|----------------|--------------|
| For plastic pushbuttons | | | | | | |
| Caps for plastic pushbuttons, unmarked | ZBABA0 and ZB5AA0 circular pushbutton heads supplied without cap | Flush | White | 10 | ZBA1 | 0.001/0.002 |
| | | | Black | 10 | ZBA2 | 0.001/0.002 |
| | | | Green | 10 | ZBA3 | 0.001/0.002 |
| | | | Red | 10 | ZBA4 | 0.001/0.002 |
| | | | Yellow | 10 | ZBA5 | 0.001/0.002 |
| | | | Blue | 10 | ZBA6 | 0.001/0.002 |



ZBAF9

For flush mounted plastic pushbuttons (2)

| | | | | | | |
|--|---|-------|--------------|----|-------|-------------|
| Caps for flush mounted plastic pushbuttons, unmarked | ZB5FA0 circular pushbutton heads supplied without cap | Flush | White | 10 | ZBAF1 | 0.001/0.002 |
| | | | Black | 10 | ZBAF2 | 0.001/0.002 |
| | | | Green | 10 | ZBAF3 | 0.001/0.002 |
| | | | Red | 10 | ZBAF4 | 0.001/0.002 |
| | | | Yellow | 10 | ZBAF5 | 0.001/0.002 |
| | | | Blue | 10 | ZBAF6 | 0.001/0.002 |
| | | | 6 colors (1) | 1 | ZBAF9 | 0.006/0.013 |

(1) Set of 6 different colored caps: white, black, green, red, yellow, or blue.

(2) To add customized markings on these references using the web customization tool, see [page 5](#).

Control and signaling units

Harmony XB5, plastic

Diameter 22 mm Accessories for heads

Pushbutton caps with markings



ZBA333

| Pushbutton caps, with markings (3) | | | | | | |
|---|--------------|-----------|-------|--------------|----------------|--------------|
| For use with | Type of push | Marking | | Color of cap | Unit reference | Weight kg/lb |
| | | Text | Color | | | |
| Plastic pushbuttons | | | | | | |
| ZB4BA0 and ZB5AA0 circular pushbutton heads supplied without cap (sold in lots of 10) | Flush | I (1) | White | Green | ZBA331 | 0.001/0.002 |
| | | | Black | White | ZBA131 | 0.001/0.002 |
| | | II | White | Green | ZBA336 | 0.001/0.002 |
| | | START (1) | White | Green | ZBA333 | 0.001/0.002 |
| | | UP (1) | Black | White | ZBA343 | 0.001/0.002 |
| | | DOWN (1) | White | Black | ZBA344 | 0.001/0.002 |
| | | ⊕ (1) | White | Black | ZBA245 | 0.001/0.002 |
| | | | Black | White | ZBA145 | 0.001/0.002 |
| | | ↑ (2) | White | Black | ZBA335 | 0.001/0.002 |
| | | | Black | White | ZBA334 | 0.001/0.002 |
| | | O (1) | White | Red | ZBA432 | 0.001/0.002 |
| | | | Black | | ZBA232 | 0.001/0.002 |
| | | STOP (1) | White | Red | ZBA434 | 0.001/0.002 |
| | | | Black | | ZBA234 | 0.001/0.002 |
| | | OFF | White | Red | ZBA435 | 0.001/0.002 |
| | | ⚠ | White | Green | ZBA346 | 0.001/0.002 |
| | | R (1) | White | Blue | ZBA639 | 0.001/0.002 |
| | | + | White | Black | ZBA2934 | 0.001/0.002 |
| | | - | White | Black | ZBA2935 | 0.001/0.002 |

(1) Double injection molded marking.

(2) Can be clipped in at 90° steps, through 360°.

(3) To add customized markings on these references using the web customization tool, see [page 5](#).

Control and signaling units

Harmony XB5, plastic

Diameter 22 mm Accessories for heads

Boots, Lens caps



ZBP0

Transparent boots for pushbuttons (1)

| Description | For use with plastic pushbuttons | Sold in lots of | Unit reference | Weight kg/lb |
|------------------|---|-----------------|----------------|--------------|
| Single boots (2) | Flush with circular head | 10 | ZBPA | 0.002/0.004 |
| | Projecting with circular head and push-push version | 10 | ZBP0 | 0.002/0.004 |
| | Flush or projecting with circular head for food industry applications | 10 | ZBP0A | 0.002/0.004 |

Colored boots

| Description | Color | For use with | Sold in lots of | Unit reference | Weight kg/lb |
|---|-------------|--------------|-----------------|----------------|--------------|
| Colored boots (can be replaced without dismantling the head) | White | ZB5AP1S | 10 | - | 0.003/0.007 |
| | Black | ZB5AP2S | 10 | ZBP012 | 0.003/0.007 |
| | Green | ZB5AP3S | 10 | ZBP013 | 0.003/0.007 |
| | Red | ZB5AP4S | 10 | ZBP014 | 0.003/0.007 |
| | Yellow | ZB5AP5S | 10 | ZBP015 | 0.003/0.007 |
| | Blue | ZB5AP6S | 10 | ZBP016 | 0.003/0.007 |
| Clear membrane | Transparent | ZB5AP●83 | 10 | ZBP017 | 0.003/0.007 |

Lens caps

| For use with | Color | Sold in lots of | Unit reference | Weight kg/lb |
|--|--------|-----------------|----------------|--------------|
| Circular lens caps for light sources with Universal LED | | | | |
| Pilot lights | White | 10 | ZBV0113 | 0.002/0.004 |
| | Green | 10 | ZBV0133 | 0.002/0.004 |
| | Red | 10 | ZBV0143 | 0.002/0.004 |
| | Orange | 10 | ZBV0153 | 0.002/0.004 |
| | Blue | 10 | ZBV0163 | 0.002/0.004 |
| Circular lens caps for light sources with BA 9s fitting | | | | |
| Pilot lights | White | 10 | ZBV011 | 0.002/0.004 |
| | Green | 10 | ZBV013 | 0.002/0.004 |
| | Red | 10 | ZBV014 | 0.002/0.004 |
| | Orange | 10 | ZBV015 | 0.002/0.004 |
| | Blue | 10 | ZBV016 | 0.002/0.004 |
| | Clear | 10 | ZBV017 | 0.002/0.004 |



ZBV0153



ZBV016

(1) For boots for multiple-headed pushbuttons, see page 38.

(2) Permissible panel thickness 1 to 5 mm/0.039 to 0.179 in., cannot be used with legend holders.

Control and signaling units

Harmony XB5, plastic

Diameter 22 mm 8 x 27 mm legends with 30 x 40 mm legend holders



ZBZ34



ZBY•H101

30 x 40 mm legend holders (flush mounting with bezel) for 8 x 27 mm legends (1)

| Description | Legend | | Sold in lots of | Unit reference | | Weight kg/lb |
|-------------------|------------------|---------|-----------------|----------------|---|--------------|
| | Background color | Marking | | | | |
| Without legend | – | – | 10 | ZBZ34 | – | 0.003/0.007 |
| With blank legend | Black or red | – | 10 | ZBY2H101 | – | 0.004/0.009 |
| | White or yellow | – | 10 | ZBY4H101 | – | 0.004/0.009 |

Standard 30 x 40 mm legend holders for 8 x 27 mm legends (1)

| Description | Legend | | Sold in lots of | Unit reference | | Weight kg/lb |
|---|---------------------|-------------------------------|-----------------|-----------------|--------------------|--------------|
| | Color | Marking | | For black bezel | For gray bezel (4) | |
| Without legend | – | – | 10 | ZBZ32 | ZBZ32C0 | 0.001/0.002 |
| With blank legend (for engraving) | Black or red | – | 10 | ZBY2101 | ZBY2101C0 | 0.002/0.004 |
| | White or yellow | – | 10 | ZBY4101 | ZBY4101C0 | 0.002/0.004 |
| With 8 x 27 mm/ 0.315 x 1.063 in. legend (with international marking) | Black or red (2) | I | 10 | ZBY2147 | – | 0.002/0.004 |
| | | O-I | 10 | ZBY2178 | ZBY2178C0 | 0.002/0.004 |
| | | I-II | 10 | ZBY2179 | – | 0.002/0.004 |
| | | I-O-II | 10 | ZBY2186 | ZBY2186C0 | 0.002/0.004 |
| | | STOP | 10 | ZBY2304 | ZBY2304C0 | 0.002/0.004 |
| With 8 x 27 mm/ 0.315 x 1.063 in. legend (with French language marking) | Black or red (2) | ARRET (red background) | 10 | ZBY2104 | ZBY2104C0 | 0.002/0.004 |
| | | ARRET-MARCHE | 10 | ZBY2166 | ZBY2166C0 | 0.002/0.004 |
| | | AUTO-MAIN | 10 | ZBY2164 | – | 0.002/0.004 |
| | | AUTO-O-MAIN | 10 | ZBY2185 | – | 0.002/0.004 |
| | | DEFAUT (black background) | 10 | ZBY2134 | – | 0.002/0.004 |
| | | DEFAUT (red background) | 10 | ZBY2135 | – | 0.002/0.004 |
| | | DESCENTE | 10 | ZBY2108 | – | 0.002/0.004 |
| | | EN SERVICE | 10 | ZBY2111 | – | 0.002/0.004 |
| | | FERMETURE | 10 | ZBY2114 | – | 0.002/0.004 |
| | | MARCHE | 10 | ZBY2103 | ZBY2103C0 | 0.002/0.004 |
| | | MONTEE | 10 | ZBY2107 | – | 0.002/0.004 |
| | | OUVERTURE | 10 | ZBY2113 | – | 0.002/0.004 |
| | | REARMEMENT (red background) | 10 | ZBY2123 | – | 0.002/0.004 |
| | | REARMEMENT (black background) | 10 | ZBY0123 | – | 0.002/0.004 |
| | | SOUS TENSION | 10 | ZBY2126 | – | 0.002/0.004 |
| Red | ARRET D'URGENCE | 10 | ZBY2130 (3) | – | 0.002/0.004 | |

(1) For legends, see page 75.

(2) "Start" functions: white letters on black background. "Stop" functions: white letters on red background (unless otherwise specified above).

(3) For compliance with standard EN/ISO 13850, paragraph 4.4.6, the Emergency Stop function logo (E) has been added.

(4) To add customized markings on these references using the web customization tool, see page 5.



ZBZ32



ZBY2101



ZBY2104C0



ZBY4140



ZBY2107

Control and signaling units

Harmony XB5, plastic

Diameter 22 mm 8 x 27 mm legends with 30 x 40 mm legend holders

| Standard 30 x 40 mm legend holders with 8 x 27 mm legends ⁽¹⁾ (continued) | | | | | | | | |
|--|--|--|--|-----------------|-------------------------------|--------------|-------------|-------------|
| Description | Legend | | Sold in lots of | Reference | | Weight kg/lb | | |
| | Color | Marking | | For black bezel | For gray bezel ⁽³⁾ | | | |
| With legend (with English language marking) | Black or red background ⁽¹⁾ | AUTO-HAND | 10 | ZBY2364 | – | 0.002/0.004 | | |
| | | AUTO-O-HAND | 10 | ZBY2385 | – | 0.002/0.004 | | |
| | | CLOSE | 10 | ZBY2314 | – | 0.002/0.004 | | |
| | | FORWARD | 10 | ZBY2305 | – | 0.002/0.004 | | |
| | | OFF | 10 | ZBY2312 | – | 0.002/0.004 | | |
| | | OFF-ON | 10 | ZBY2367 | ZBY2367C0 | 0.002/0.004 | | |
| | | ON | 10 | ZBY2311 | – | 0.002/0.004 | | |
| | | OPEN | 10 | ZBY2313 | – | 0.002/0.004 | | |
| | | POWER ON | 10 | ZBY2326 | – | 0.002/0.004 | | |
| | | RESET (red background) | 10 | ZBY2323 | – | 0.002/0.004 | | |
| | | RESET (black background) | 10 | ZBY2322 | – | 0.002/0.004 | | |
| | | REVERSE | 10 | ZBY2306 | – | 0.002/0.004 | | |
| | | RUN | 10 | ZBY2334 | – | 0.002/0.004 | | |
| | | START | 10 | ZBY2303 | ZBY2303C0 | 0.002/0.004 | | |
| | | STOP-START | 10 | ZBY2366 | – | 0.002/0.004 | | |
| | | Red background | EMERGENCY STOP | 10 | ZBY2330 ⁽²⁾ | – | 0.002/0.004 | |
| | | With legend (with German language marking) | Black or red background ⁽¹⁾ | AUTO-HAND | 10 | ZBY2364 | – | 0.002/0.004 |
| | | | | AUTO-O-HAND | 10 | ZBY2385 | – | 0.002/0.004 |




ZBY2303



ZBY2228

⁽¹⁾ "Start" functions: white letters on black background. "Stop" functions: white letters on red background (unless otherwise specified above).

⁽²⁾ For compliance with standard EN/ISO 13850, paragraph 4.4.6, the Emergency Stop function logo  has been added.

⁽³⁾ To add customized markings on these references using the web customization tool, see [page 5](#).

Control and signaling units

Harmony XB5, plastic

Diameter 22 mm 30 x 40 mm legend plates



ZBYP2101



ZBYM2303

Standard 30 x 40 mm legend plates

| Description | Marking (2) | Sold in lots of | Unit Reference | | Weight kg/lb |
|------------------------------|--------------|-----------------|-----------------|--------------------|--------------|
| | | | For black bezel | For gray bezel (1) | |
| Legend plate, plastic | - | 10 | ZBYP2101 | ZBYP2101C0 | 0.001/0.002 |
| | O-I | 10 | ZBYP2178 | ZBYP2178C0 | 0.001/0.002 |
| | STOP | 10 | ZBYP2304 | ZBYP2304C0 | 0.001/0.002 |
| | START | 10 | ZBYP2303 | ZBYP2303C0 | 0.001/0.002 |
| | MARCHE | 10 | ZBYP2103 | ZBYP2103C0 | 0.001/0.002 |
| | I-O-II | 10 | ZBYP2186 | ZBYP2186C0 | 0.001/0.002 |
| | OFF-ON | 10 | ZBYP2367 | ZBYP2367C0 | 0.001/0.002 |
| | ARRET-MARCHE | 10 | ZBYP2166 | ZBYP2166C0 | 0.001/0.002 |
| | ARRET | 10 | ZBYP2104 | ZBYP2104C0 | 0.001/0.002 |
| Legend plate, metal | - | 10 | ZBYM2101 | - | 0.004/0.009 |
| | O-I | 10 | ZBYM2178 | - | 0.004/0.009 |
| | STOP | 10 | ZBYM2304 | - | 0.004/0.009 |
| | START | 10 | ZBYM2303 | - | 0.004/0.009 |
| | MARCHE | 10 | ZBYM2103 | - | 0.004/0.009 |
| | I-O-II | 10 | ZBYM2186 | - | 0.004/0.009 |
| | OFF-ON | 10 | ZBYM2367 | - | 0.004/0.009 |
| | ARRET-MARCHE | 10 | ZBYM2166 | - | 0.004/0.009 |
| | ARRET | 10 | ZBYM2104 | - | 0.004/0.009 |

(1) To add customized markings on these references through web customization tool, see [page 5](#).

(2) Black marking for metal references, white marking for standard references.

Control and signaling units

Harmony XB5, plastic

Diameter 22 mm Legend holders for 18 x 27 mm legends, 18 x 27 mm legends for engraving



ZBZ33

| Standard 30 x 50 mm legend holders for 18 x 27 mm legends | | | | | |
|---|------------------|-----------------|-----------------|--------------------|--------------|
| Description | Background color | Sold in lots of | Unit reference | | Weight kg/lb |
| | | | For black bezel | For gray bezel (1) | |
| Without legend | – | 10 | ZBZ33 | ZBZ33C0 | 0.001/0.002 |
| With blank legend | Black or red | 10 | ZBY6101 | ZBY6101C0 | 0.002/0.004 |
| | White or yellow | 10 | ZBY6102 | ZBY6102C0 | 0.002/0.004 |



ZBY6101

| 30 x 50 mm legend holder (flush mounting with bezel) for 18 x 27 mm legends | | | | | |
|---|------------------|-----------------|-----------------|--------------------|--------------|
| Description | Background color | Sold in lots of | Unit reference | | Weight kg/lb |
| | | | For black bezel | For gray bezel (1) | |
| Without legend | – | 10 | ZBZ35 | – | 0.003/0.007 |
| With blank legend | Black or red | 10 | ZBY6H101 | – | 0.004/0.009 |
| | White or yellow | 10 | ZBY6H102 | – | 0.004/0.009 |



ZBYP6101

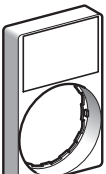


ZBYM6101

| 30 x 50 mm legend plates | | | | | | |
|--------------------------|----------|---------|-----------------|-----------------|--------------------|--------------|
| Description | Language | Marking | Sold in lots of | Unit reference | | Weight kg/lb |
| | | | | For black bezel | For gray bezel (1) | |
| Legend plate, plastic | – | – | 10 | ZBYP6101 | ZBYP6101C0 | 0.001/0.002 |
| Legend plate, metal | – | – | 10 | ZBYM6101 | – | 0.006/0.013 |



ZBZ35



ZBY6H10

| 18 x 27 mm legends for engraving for 30 x 50 mm legend holders | | | | | | |
|--|----------|---------|-----------------|-----------------|--------------------|--------------|
| Description | Language | Marking | Sold in lots of | Unit reference | | Weight kg/lb |
| | | | | For black bezel | For gray bezel (1) | |
| Black or red background | – | Without | 10 | ZBY5101 | – | 0.001/0.002 |
| White or yellow background | – | Without | 10 | ZBY5102 | – | 0.001/0.002 |

| 18 x 27 mm legends for engraving for 30 x 50 mm legend holders | | | | | |
|--|---|-----------------|-----------------|--------------------|--------------|
| Description | For use with | Sold in lots of | Unit reference | | Weight kg/lb |
| | | | For black bezel | For gray bezel (1) | |
| Sheet of 40 18 x 27 mm/ 0.709 x 1.063 in. legends | 30 x 50 mm/ 1.181 x 1.968 in. legend holder ZBZ33 and ZBZ35 | 10 | ZBY5100 | – | 0.044/0.097 |

(1) To add customized markings on these references using the web customization tool, see page 5.

Control and signaling units

Harmony XB5, plastic

Diameter 22 mm, Legends 8 x 27 mm




ZBY0101



ZBY02304

8 x 27 mm marked legends for 30 x 40 mm legend holders ZBZ32 and ZBZ34

| Language | Background color | Marking | Sold in lots of | Reference | Weight kg/lb |
|---------------|------------------|--------------|-----------------|-------------|--------------|
| Without | Black or red | – | 10 | ZBY0101 (3) | 0.001/0.002 |
| | White or yellow | – | 10 | ZBY0102 (3) | 0.001/0.002 |
| International | Black or red (1) | O-I | 10 | ZBY02178 | 0.001/0.002 |
| | | STOP | 10 | ZBY02304 | 0.001/0.002 |
| | | | | | |
| French | Black or red (1) | AUTO-O-MAIN | 10 | ZBY02185 | 0.001/0.002 |
| | | MARCHE | 10 | ZBY02103 | 0.001/0.002 |
| | | SOUS TENSION | 10 | ZBY02126 | 0.001/0.002 |




ZBY4100

Sheets of peel-off legends (with backing board and protective transparent cover)

| Description | For use with | Sold in lots of | Unit reference | Weight kg/lb |
|--|---|-----------------|----------------|--------------|
| Sheet of 76 legends Ø 8 x 27 mm/ 0.315 x 1.063 in. | Ø 30 x 40 mm/1.181 x 1.575 in. legend holder ZBZ32 and ZBZ34 | 10 | ZBY4100 | 0.043/0.095 |

(1) "Start" functions: white letters on black background. "Stop" functions: white letters on red background (unless otherwise specified above).

(2) For compliance with standard EN/ISO 13850, paragraph 4.4.6, the Emergency Stop function logo  has been added.

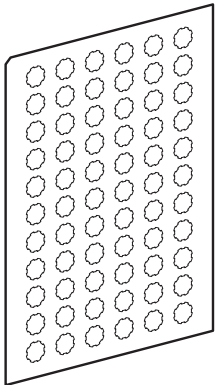
(3) To add customized markings on these references using the web customization tool, see [page 5](#).

Control and signaling units

Harmony XB5, plastic

Diameter 22 mm Legends for insertion, printing, or pre-printed, circular

Bellows for harsh environments



ZBY1101

Legends for XB5A pushbuttons, illuminated pushbuttons, and pilot lights

| Description | Language | Marking | Sold in lots of | Unit reference | Weight kg/lb |
|--|---------------|---------|-----------------|----------------|--------------|
| Sheets of 66 circular peel-off, transparent, self-adhesive legends | – | Without | 10 | ZBY1101 | 0.017/0.037 |
| Strips of 66 circular peel-off, transparent, self-adhesive legends | International | I | 10 | ZBY1147 | 0.017/0.037 |

Control and signaling units

Harmony XB5, plastic

Diameter 22 mm Accessories for pushbuttons

Other accessories (continued)

| Description | For use with | Color | Sold in lots of | Unit reference | | Weight kg/lb |
|--|---|--------------------|-----------------|-----------------|----------------|--------------|
| | | | | For black bezel | For gray bezel | |
| Plastic blanking plug (with fixing nut) | Circular Ø 22 mm/0.866 in. control and signaling units | Black | 10 | ZB5SZ3 | ZB5SZ3C0 (1) | 0.009/0.020 |
| | | Black | 10 | ZB5SZ5 | – | 0.009/0.020 |
| Liquid spray protective washer to be fitted under the head | Ø 22 mm/0.866 in. control and signaling units | Chromium plated | 10 | ZB4BZ007 | – | 0.010/0.022 |
| | | Black | 10 | ZB4BZ0077 | – | 0.010/0.022 |
| Plastic protection cover IP65/IP67 | Ø 22 mm/0.866 in. USB and RJ45 ports | Black | 10 | ZBSP1 | – | 0.002/0.004 |
| Rigid plastic protection cover IP65/IP67 | Ø 22 mm/0.866 in. USB and RJ45 ports | Transparent | 1 | ZBSP2 | – | 0.006/0.013 |
| Metal protection cover IP65/IP67/IP69K | Ø 22 mm/0.866 in. USB and RJ45 ports | Silver | 1 | ZBSP3 | – | 0.010/0.022 |
| Ø 30 mm/1.181 in. plastic flush mounting kit | Pushbuttons and pilot lights | Black | 1 | ZB5AZ021 | – | 0.006/0.013 |
| | Selector switches and illuminated pushbuttons | Black | 1 | ZB5AZ022 | – | 0.007/0.015 |
| Ø 30 mm/1.181 in. plastic flush mounting kit with 1-line legend | Pushbuttons and pilot lights | Black | 1 | ZB5AZ023 | – | 0.007/0.015 |
| | Selector switches and illuminated pushbuttons | Black | 1 | ZB5AZ024 | – | 0.008/0.018 |
| Ø 30 mm/1.181 in. plastic flush mounting kit with 2-line legend | Pushbuttons and pilot lights | Black | 1 | ZB5AZ025 | – | 0.007/0.015 |
| | Selector switches and illuminated pushbuttons | Black | 1 | ZB5AZ026 | – | 0.009/0.020 |



ZB5SZ3



ZBSP2



ZB5AZ026

(1) To add customized markings on these references using the web customization tool, see [page 5](#).

Harmony XB5 Flush mounted, Ø 30 mm

Control and signaling units

Harmony XB5, plastic

Flush mounted Diameter 30 mm, spring return pushbuttons, unmarked



XB5FA31



XB5FA51C0



ZB5FA0



ZB5FA9



ZB5FA4



ZB5FA3M33



ZB5FA66

| Flush mounted pushbuttons with flush push for Ø 30 mm ⁽¹⁾ | | | | | | | | |
|---|--------------|-----------------|----|----------------------------------|---------------|-----------------|----------------|-----------------|
| Screw clamp terminal connections (Schneider Electric anti-loosening system) | | | | | | | | |
| Shape of head | Type of push | Type of contact | | Marking on bezel Text (color) | Color of push | Reference | | Weight kg/lb |
| | | NO | NC | | | For black bezel | For gray bezel | |

| Complete units ⁽²⁾ | | | | | | | | |
|-------------------------------|-------|---|---|---|--------|---------------------------------------|---|-------------|
| | Flush | 1 | - | - | White | XB5FA11 (ZB5AZ101 + ZB5FA1) | XB5FA11C0 (ZB5AZ101 + ZB5FA1C0) | 0.037/0.082 |
| | | | | | Black | XB5FA21 (ZB5AZ101 + ZB5FA2) | XB5FA21C0 (ZB5AZ101 + ZB5FA2C0) | 0.037/0.082 |
| | | | | | Green | XB5FA31 (ZB5AZ101 + ZB5FA3) | XB5FA31C0 (ZB5AZ101 + ZB5FA3C0) | 0.037/0.082 |
| | | | | | Yellow | XB5FA51 (ZB5AZ101 + ZB5FA5) | XB5FA51C0 (ZB5AZ101 + ZB5FA5C0) | 0.037/0.082 |
| | | | | | Blue | XB5FA61 (ZB5AZ101 + ZB5FA6) | XB5FA61C0 (ZB5AZ101 + ZB5FA6C0) | 0.037/0.082 |
| | | | | | Red | XB5FA42 (ZB5AZ102 + ZB5FA4) | XB5FA42C0 (ZB5AZ102 + ZB5FA4C0) | 0.037/0.082 |

| Heads only, circular ⁽²⁾ | | | | | | | | |
|-------------------------------------|---|--|---|---|-------------------------|----------------|------------------|-------------|
| | Without cap ⁽³⁾ | | - | - | - | ZB5FA0 | ZB5FA0C0 | 0.022/0.049 |
| | Flush, with set of 6 colored caps | | - | - | 6 colors ⁽⁴⁾ | ZB5FA9 | ZB5FA9C0 | 0.027/0.060 |
| | Flush | | - | - | White | ZB5FA1 | ZB5FA1C0 | 0.018/0.040 |
| | | | | | Black | ZB5FA2 | ZB5FA2C0 | 0.018/0.040 |
| | | | | | Green | ZB5FA3 | ZB5FA3C0 | 0.018/0.040 |
| | | | | | Red | ZB5FA4 | ZB5FA4C0 | 0.018/0.040 |
| | | | | | Yellow | ZB5FA5 | ZB5FA5C0 | 0.018/0.040 |
| | | | | | Blue | ZB5FA6 | ZB5FA6C0 | 0.018/0.040 |
| | | | | | Gray | ZB5FA8 | ZB5FA8C0 | 0.018/0.040 |
| | Flush with transparent cap for insertion of legend ⁽⁵⁾ | | - | - | White | ZB5FA18 | ZB5FA18C0 | 0.018/0.040 |
| | | | | | Green | ZB5FA38 | ZB5FA38C0 | 0.018/0.040 |
| | | | | | Red | ZB5FA48 | ZB5FA48C0 | 0.018/0.040 |
| | | | | | Yellow | ZB5FA58 | ZB5FA58C0 | 0.018/0.040 |
| | | | | | Blue | ZB5FA68 | ZB5FA68C0 | 0.018/0.040 |

| Heads only with marked bezel | | | | | | | | |
|------------------------------|-------|--|--|--------------------|-------|------------------|---|-------------|
| | Flush | | | "START" (White) | Green | ZB5FA3M33 | - | 0.018/0.040 |

| Flush mounted pushbutton with recessed push for Ø 30 mm ⁽¹⁾ High guard | | | | | | | |
|---|--------------|-------|-----------------|----------------|-----------------|--|--|
| Shape of head | Type of push | Color | Reference | | Weight kg/lb | | |
| | | | For black bezel | For gray bezel | | | |

| Heads only, circular ⁽²⁾ | | | | | |
|-------------------------------------|-----------------------|--------|----------------|------------------|-------------|
| | Recessed (high guard) | White | ZB5FA16 | ZB5FA16C0 | 0.020/0.044 |
| | | Black | ZB5FA26 | ZB5FA26C0 | 0.020/0.044 |
| | | Green | ZB5FA36 | ZB5FA36C0 | 0.020/0.044 |
| | | Red | ZB5FA46 | ZB5FA46C0 | 0.020/0.044 |
| | | Yellow | ZB5FA56 | ZB5FA56C0 | 0.020/0.044 |
| | | Blue | ZB5FA66 | ZB5FA66C0 | 0.020/0.044 |

(1) For recommended maximum number of contacts constituting the body (fixing collar and contact) associated with the head, see page 26 and 27.
 (2) To add customized markings on these references using the web customization tool, see page 5.
 (3) Colored cap to be ordered separately, see page 94.
 (4) Head supplied with 6 different colored caps (white, black, green, red, yellow, or blue) not fitted.
 (5) For legend ordering information, see page 98.


Control and signaling units

Harmony XB5, plastic

Diameter 30 mm Flush mounted spring return pushbuttons, unmarked

| Flush mounted pushbuttons with projecting push for Ø 30 mm (1) | | | | | | | | |
|---|--------------|-----------------|----|----------------------------------|---------------|-----------------|----------------|-----------------|
| Screw clamp terminal connections (Schneider Electric anti-loosening system) | | | | | | | | |
| Shape of head | Type of push | Type of contact | | Marking on bezel Text (color) | Color of push | Reference | | Weight kg/lb |
| | | NO | NC | | | For black bezel | For gray bezel | |

Complete units (2)

| | | | | | | | | |
|---|------------|---|---|--|-----|--|--|-------------|
|  | Projecting | – | 1 | | Red | XB5FL42 (ZB5AZ102 + ZB5FL4) | XB5FL42C0 (ZB5AZ102 + ZB5FL4C0) | 0.038/0.084 |
|---|------------|---|---|--|-----|--|--|-------------|




XB5FL42



XB5FL42C0

Heads only, circular (2)

| | | | | | | | | |
|---|------------|--|--|--|-------|------------------------|---|-------------|
|  | Projecting | | | | White | ZB5FL1 | – | 0.019/0.042 |
|---|------------|--|--|--|-------|------------------------|---|-------------|

| | | | | | | | | |
|---|--|--|--|--|-------|------------------------|--------------------------|-------------|
|  | | | | | Black | ZB5FL2 | ZB5FL2C0 | 0.019/0.042 |
|---|--|--|--|--|-------|------------------------|--------------------------|-------------|

| | | | | | | | | |
|--|--|--|--|--|-------|------------------------|--------------------------|-------------|
| | | | | | Green | ZB5FL3 | ZB5FL3C0 | 0.019/0.042 |
|--|--|--|--|--|-------|------------------------|--------------------------|-------------|

| | | | | | | | | |
|--|--|--|--|--|-----|------------------------|--------------------------|-------------|
| | | | | | Red | ZB5FL4 | ZB5FL4C0 | 0.019/0.042 |
|--|--|--|--|--|-----|------------------------|--------------------------|-------------|

| | | | | | | | | |
|--|--|--|--|--|--------|------------------------|--------------------------|-------------|
| | | | | | Yellow | ZB5FL5 | ZB5FL5C0 | 0.019/0.042 |
|--|--|--|--|--|--------|------------------------|--------------------------|-------------|

| | | | | | | | | |
|--|--|--|--|--|------|------------------------|--------------------------|-------------|
| | | | | | Blue | ZB5FL6 | ZB5FL6C0 | 0.019/0.042 |
|--|--|--|--|--|------|------------------------|--------------------------|-------------|



ZB5FL4

Heads only with marked bezel

| | | | | | | | | |
|---|------------|--|--|-------------------|-----|---------------------------|---|-------------|
|  | Projecting | | | "STOP" (White) | Red | ZB5FL4M34 | – | 0.019/0.042 |
|---|------------|--|--|-------------------|-----|---------------------------|---|-------------|



ZB5FL4M34

(1) For recommended maximum number of contacts constituting the body (fixing collar and contact) associated with the head, see [page 26](#) and [27](#).

(2) To add customized markings on these references using the web customization tool, see [page 5](#).

Control and signaling units

Harmony XB5, plastic
Diameter 30 mm Flush mounted spring return
pushbuttons, with marking



XB5FA4322



XB5FA3341C0



ZB5FA331



ZB5FA432



ZB5FL232

| Flush mounted pushbuttons with flush or projecting push for Ø 30 mm ⁽¹⁾ | | | | | | | | |
|--|----------------|-----------------|---------------|----------------------|--------------------------|--|--|--------------|
| Screw clamp terminal connections (Schneider Electric anti-loosening system) | | | | | | | | |
| Shape of head | Type of push | Type of contact | | Marking Text (color) | Color of push | Reference | | Weight kg/lb |
| | | NO | NC | | | For black bezel | For gray bezel | |
| Complete units ⁽²⁾ | | | | | | | | |
| | Flush | 1 | – | "I" (white) | Green | XB5FA3311 (ZB5AZ101 + ZB5FA331) | XB5FA3311C0 (ZB5AZ101 + ZB5FA331C0) | 0.037/0.082 |
| | Flush | – | 1 | "O" (white) | Red | XB5FA4322 (ZB5AZ102 + ZB5FA432) | XB5FA4322C0 (ZB5AZ102 + ZB5FA432C0) | 0.037/0.082 |
| | Projecting | – | 1 | "O" (white) | Red | XB5FL4322 (ZB5AZ102 + ZB5FL432) | – | 0.037/0.082 |
| | Flush (3) | 1 | – | ↑ (black) | White | XB5FA3341 (ZB5AZ101 + ZB5FA334) | XB5FA3341C0 (ZB5AZ101 + ZB5FA334C0) | 0.037/0.082 |
| | Flush (3) | 1 | – | ↓ (white) | Black | XB5FA3351 (ZB5AZ101 + ZB5FA335) | XB5FA3351C0 (ZB5AZ101 + ZB5FA335C0) | 0.037/0.082 |
| Heads only, circular ⁽²⁾ | | | | | | | | |
| | Flush | | | "I" (white) | Green | ZB5FA331 | ZB5FA331C0 | 0.018/0.040 |
| | | | | "I" (black) | White | ZB5FA131 | – | 0.018/0.040 |
| | | | | "II" (white) | Green | ZB5FA336 | – | 0.018/0.040 |
| | | | | "II" (black) | White | ZB5FA136 | – | 0.018/0.040 |
| | | | | "START" (white) | Green | ZB5FA333 | – | 0.018/0.040 |
| | | | | "START" (black) | White | ZB5FA133 | – | 0.018/0.040 |
| | | | | "ON" (white) | Green | ZB5FA341 | – | 0.018/0.040 |
| | | | | "ON" (black) | White | ZB5FA141 | – | 0.018/0.040 |
| | | | | "MARCHE" (white) | Green | ZB5FA342 | – | 0.018/0.040 |
| | | | | "MARCHE" (black) | White | ZB5FA142 | – | 0.018/0.040 |
| | | | | | Black | ZB5FA245 | – | 0.018/0.040 |
| | | | | | White | ZB5FA145 | – | 0.018/0.040 |
| | | | | "O" (white) | Red | ZB5FA432 | ZB5FA432C0 | 0.018/0.040 |
| | | | | | Black | ZB5FA232 | – | 0.018/0.040 |
| | | | | "ARRET" (white) | Red | ZB5FA433 | – | 0.018/0.040 |
| | | | | | Black | ZB5FA233 | – | 0.018/0.040 |
| | | | | "STOP" (white) | Red | ZB5FA434 | ZB5FA434C0 | 0.018/0.040 |
| | | | | | Black | ZB5FA234 | – | 0.018/0.040 |
| | | | | "OFF" (white) | Red | ZB5FA435 | – | 0.018/0.040 |
| | | | | | Black | ZB5FA235 | – | 0.018/0.040 |
| | | | UP (black) | White | ZB5FA343 | – | 0.018/0.040 | |
| | | | DOWN (white) | Black | ZB5FA344 | – | 0.018/0.040 | |
| | | | ↑ (black) (2) | White | ZB5FA334 | ZB5FA334C0 | 0.018/0.040 | |
| | | | ↓ (white) (2) | Black | ZB5FA335 | ZB5FA335C0 | 0.018/0.040 | |
| Heads only, circular ⁽²⁾ | | | | | | | | |
| | Projecting (3) | | | "O" (white) | Red | ZB5FL432 | ZB5FL432C0 | 0.019/0.042 |
| | | | | | Black | ZB5FL232 | – | 0.019/0.042 |
| | | | | "ARRET" (white) | Red | ZB5FL433 | – | 0.019/0.042 |
| | | | | "STOP" (white) | Red | ZB5FL434 | – | 0.019/0.042 |
| | | | | | Black | ZB5FL234 | – | 0.019/0.042 |
| | | | | "OFF" (white) | Red | ZB5FL435 | – | 0.019/0.042 |
| | | | | Black | ZB5FL235 | – | 0.019/0.042 | |

(1) For recommended maximum number of contacts constituting the body (fixing collar and contact) associated with the head, see page 26 and 27.

(2) To add customized markings on these references using the web customization tool, see page 5

(3) Product supplied with cap not clipped in, allowing orientation through 360° in 90° steps.

Control and signaling units

Harmony XB5, plastic
Diameter 30 mm Flush mounted illuminated pushbuttons, spring return, with Universal LED



XB5FW31B5



XB5FW34G5

| Flush mounted illuminated pushbuttons with flush push for Ø 30 mm ⁽¹⁾ | | | | | | | | | | | | | | | |
|--|---------------|-----------------|----|------------------|-------------------------|-------------------------------------|---|--------------|---|---|---|---|-------------|---|---|
| Screw clamp terminal connections (Schneider Electric anti-loosening system) | | | | | | | | | | | | | | | |
| Shape of head | Description | Type of contact | | Supply voltage V | Color of push | Reference | | Weight kg/lb | | | | | | | |
| | | NO | NC | | | For black bezel | For gray bezel | | | | | | | | |
| Complete units - With plain lens ⁽²⁾ | | | | | | | | | | | | | | | |
| | Universal LED | 1 | 1 | 24 ~ 50/60 Hz | White | XB5FW31B5 (ZB5AW0B15 + ZB5FW313) | XB5FW31B5C0 (ZB5AW0B15 + ZB5FW313C0) | 0.056/0.123 | | | | | | | |
| | | | | | | Green | XB5FW33B5 (ZB5AW0B15 + ZB5FW333) | | XB5FW33B5C0 (ZB5AW0B15 + ZB5FW333C0) | 0.056/0.123 | | | | | |
| | | | | | | | Red | | XB5FW34B5 (ZB5AW0B15 + ZB5FW343) | | XB5FW34B5C0 (ZB5AW0B15 + ZB5FW343C0) | 0.056/0.123 | | | |
| | | | | | | Orange | | | XB5FW35B5 (ZB5AW0B15 + ZB5FW353) | XB5FW35B5C0 (ZB5AW0B15 + ZB5FW353C0) | 0.056/0.123 | | | | |
| | | | | | | | Blue | | XB5FW36B5 (ZB5AW0B15 + ZB5FW363) | XB5FW36B5C0 (ZB5AW0B15 + ZB5FW363C0) | | 0.056/0.123 | | | |
| | | | | | 110...120 ~ 50/60 Hz | White | 1 | 1 | | | XB5FW31G5 (ZB5AW0G15 + ZB5FW313) | XB5FW31G5C0 (ZB5AW0G15 + ZB5FW313C0) | 0.056/0.123 | | |
| | | | | | | | | | | | Green | XB5FW33G5 (ZB5AW0G15 + ZB5FW333) | | XB5FW33G5C0 (ZB5AW0G15 + ZB5FW333C0) | 0.056/0.123 |
| | | | | | | | | | | | | Red | | XB5FW34G5 (ZB5AW0G15 + ZB5FW343) | |
| | | | | | | | | | | | Orange | | | XB5FW35G5 (ZB5AW0G15 + ZB5FW353) | XB5FW35G5C0 (ZB5AW0G15 + ZB5FW353C0) |
| | | | | | | | | | | | | Blue | | XB5FW36G5 (ZB5AW0G15 + ZB5FW363) | XB5FW36G5C0 (ZB5AW0G15 + ZB5FW363C0) |
| 230...240 ~ 50/60 Hz | White | 1 | 1 | | | XB5FW31M5 (ZB5AW0M15 + ZB5FW313) | XB5FW31M5C0 (ZB5AW0M15 + ZB5FW313C0) | 0.056/0.123 | | | | | | | |
| | | | | | | Green | XB5FW33M5 (ZB5AW0M15 + ZB5FW333) | | XB5FW33M5C0 (ZB5AW0M15 + ZB5FW333C0) | 0.056/0.123 | | | | | |
| | | | | | | | Red | | XB5FW34M5 (ZB5AW0M15 + ZB5FW343) | | XB5FW34M5C0 (ZB5AW0M15 + ZB5FW343C0) | 0.056/0.123 | | | |
| | | | | | | Orange | | | XB5FW35M5 (ZB5AW0M15 + ZB5FW353) | XB5FW35M5C0 (ZB5AW0M15 + ZB5FW353C0) | 0.056/0.123 | | | | |
| | | | | | | | Blue | | XB5FW36M5 (ZB5AW0M15 + ZB5FW363) | XB5FW36M5C0 (ZB5AW0M15 + ZB5FW363C0) | | 0.056/0.123 | | | |

(1) For recommended maximum number of contacts constituting the body (fixing collar and contact) associated with the head, see page 26 and 27.

(2) To add customized markings on these references using the web customization tool, see page 5.

Control and signaling units

Harmony XB5, plastic

Diameter 30 mm Flush mounted illuminated pushbuttons, spring return, with Universal LED



ZB5FW313









ZB5FW333C0



ZB5FW343C0



ZB5FW933

| Flush mounted illuminated pushbuttons with flush push for Ø 30 mm (continued) ⁽¹⁾ | | | | | |
|--|---|--------|-----------------|----------------|-----------------|
| Shape of head | Type of push | Color | Reference | | Weight kg/lb |
| | | | For black bezel | For gray bezel | |
| Heads only, circular ⁽²⁾ - With plain lens ⁽³⁾ | | | | | |
|   | Flush | White | ZB5FW313 | ZB5FW313C0 | 0.017/0.037 |
| | | Green | ZB5FW333 | ZB5FW333C0 | 0.017/0.037 |
| | | Red | ZB5FW343 | ZB5FW343C0 | 0.017/0.037 |
| | | Orange | ZB5FW353 | ZB5FW353C0 | 0.017/0.037 |
| | | Yellow | ZB5FW383 | ZB5FW383C0 | 0.017/0.037 |
| | | Blue | ZB5FW363 | ZB5FW363C0 | 0.017/0.037 |
|   | Flush with illuminated ring | White | ZB5FW913 | – | 0.016/0.035 |
| | | Green | ZB5FW933 | – | 0.016/0.035 |
| | | Red | ZB5FW943 | – | 0.016/0.035 |
| | | Orange | ZB5FW953 | – | 0.016/0.035 |
| | | Yellow | ZB5FW983 | – | 0.016/0.035 |
| | | Blue | ZB5FW963 | – | 0.016/0.035 |
|   | Flush for insertion of legend ⁽⁴⁾ (IP69 K) | White | ZB5FA18 | ZB5FA18C0 | 0.018/0.040 |
| | | Green | ZB5FA38 | ZB5FA38C0 | 0.018/0.040 |
| | | Red | ZB5FA48 | ZB5FA48C0 | 0.018/0.040 |
| | | Orange | ZB5FA58 | ZB5FA58C0 | 0.018/0.040 |
| | | Blue | ZB5FA68 | ZB5FA68C0 | 0.018/0.040 |

(1) For recommended maximum number of contacts constituting the body (fixing collar and contact) associated with the head, see [page 26](#) and [27](#).

(2) For use with bodies comprising a light source with Universal LED only.





(3) To add customized markings on these references using the web customization tool, see [page 5](#).

(4) For legend ordering information, see [page 99](#).

Control and signaling units

Harmony XB5, plastic

Diameter 30 mm Flush mounted illuminated pushbuttons, spring return, with Universal LED

| Flush mounted illuminated pushbuttons with projecting push for Ø 30 mm ⁽¹⁾ | | | | | |
|---|--------------|--------|-----------------|----------------|-----------------|
| Shape of head | Type of push | Color | Reference | | Weight kg/lb |
| | | | For black bezel | For gray bezel | |
| Heads only, circular - With plain lens ⁽²⁾ | | | | | |
|  | Projecting | White | ZB5FW113 | ZB5FW113C0 | 0.018/0.040 |
|  | | Green | ZB5FW133 | ZB5FW133C0 | 0.018/0.040 |
|  | | Red | ZB5FW143 | ZB5FW143C0 | 0.018/0.040 |
| | | Orange | ZB5FW153 | ZB5FW153C0 | 0.018/0.040 |
|  | | Yellow | ZB5FW183 | ZB5FW183C0 | 0.018/0.040 |
| | | Blue | ZB5FW163 | ZB5FW163C0 | 0.018/0.040 |

(1) For recommended maximum number of contacts constituting the body (fixing collar and contact) associated with the head, see [page 26](#) and [27](#).

(2) To add customized markings on these references using the web customization tool, see [page 5](#).



Control and signaling units


Harmony XB5, plastic

Diameter 30 mm Flush mounted pushbuttons, push-push



ZB5FH04

| Flush mounted pushbuttons with flush push for Ø 30 mm ⁽¹⁾ | | | | | |
|---|----------------------------|---------------|-----------------|----------------|--------------|
| Shape of head | Type of push | Color of push | Reference | | Weight kg/lb |
| | | | For black bezel | For gray bezel | |
| Heads only, circular ⁽³⁾ | | | | | |
|  | Without cap ⁽²⁾ | – | ZB5FH0 | ZB5FH0C0 | 0.018/0.040 |
|  | Flush | White | ZB5FH01 | ZB5FH01C0 | 0.018/0.040 |
| | | Black | ZB5FH02 | ZB5FH02C0 | 0.018/0.040 |
| | | Green | ZB5FH03 | ZB5FH03C0 | 0.018/0.040 |
| | | Red | ZB5FH04 | ZB5FH04C0 | 0.018/0.040 |
| | | Yellow | ZB5FH05 | ZB5FH05C0 | 0.018/0.040 |
| | | Blue | ZB5FH06 | ZB5FH06C0 | 0.018/0.040z |

| Flush mounted pushbuttons with projecting push for Ø 30 mm ⁽¹⁾ | | | | | |
|---|--------------|---------------|-----------------|----------------|--------------|
| Shape of head | Type of push | Color of push | Reference | | Weight kg/lb |
| | | | For black bezel | For gray bezel | |
| Heads only, circular ⁽³⁾ | | | | | |
|  | Projecting | White | ZB5FH1 | ZB5FH1C0 | 0.018/0.040 |
| | | Black | ZB5FH2 | ZB5FH2C0 | 0.018/0.040 |
| | | Green | ZB5FH3 | ZB5FH3C0 | 0.018/0.040 |
| | | Red | ZB5FH4 | ZB5FH4C0 | 0.018/0.040 |
| | | Yellow | ZB5FH5 | ZB5FH5C0 | 0.018/0.040 |
| | | Blue | ZB5FH6 | ZB5FH6C0 | 0.018/0.040 |



ZB5FH5C0

(1) For recommended maximum number of contacts constituting the body (fixing collar and contact) associated with the head, see [page 26 and 27](#).

(2) Caps to be ordered separately, see [page 94](#).

(3) To add customized markings on these references using the web customization tool, see [page 5](#).

Control and signaling units


Harmony XB5, plastic

Diameter 30 mm Flush mounted pushbuttons, push-push



ZB5FH063




| Flush mounted illuminated pushbuttons with flush push for Ø 30 mm ⁽¹⁾ | | | | | |
|---|--------------|---------------|-----------------|----------------|--------------|
| Shape of head | Type of push | Color of push | Reference | | Weight kg/lb |
| | | | For black bezel | For gray bezel | |
| Heads only, circular ⁽²⁾ ⁽³⁾ | | | | | |
|  | Flush | White | ZB5FH013 | ZB5FH013C0 | 0.017/0.037 |
| | | Green | ZB5FH033 | ZB5FH033C0 | 0.017/0.037 |
| | | Red | ZB5FH043 | ZB5FH043C0 | 0.017/0.037 |
| | | Orange | ZB5FH053 | ZB5FH053C0 | 0.017/0.037 |
| | | Yellow | ZB5FH083 | ZB5FH083C0 | 0.017/0.037 |
| | | Blue | ZB5FH063 | ZB5FH063C0 | 0.017/0.037 |



ZB5FH83C0



| Flush mounted illuminated pushbuttons with projecting push for Ø 30 mm ⁽¹⁾ | | | | | |
|---|--------------|---------------|-----------------|----------------|--------------|
| Shape of head | Type of push | Color of push | Reference | | Weight kg/lb |
| | | | For black bezel | For gray bezel | |
| Heads only, circular ⁽²⁾ ⁽³⁾ | | | | | |
|  | Projecting | White | ZB5FH13 | ZB5FH13C0 | 0.017/0.037 |
| | | Green | ZB5FH33 | ZB5FH33C0 | 0.017/0.037 |
| | | Red | ZB5FH43 | ZB5FH43C0 | 0.017/0.037 |
| | | Orange | ZB5FH53 | ZB5FH53C0 | 0.017/0.037 |
| | | Yellow | ZB5FH83 | ZB5FH83C0 | 0.017/0.037 |
| | | Blue | ZB5FH63 | ZB5FH63C0 | 0.017/0.037 |

(1) For recommended maximum number of contacts constituting the body (fixing collar and contact) associated with the head, see page 26 and 27.






(2) For use with bodies comprising a light source with universal LED only.

(3) To add customized markings on these references using the web customization tool, see page 5.

Control and signaling units

Harmony XB5, plastic

Diameter 30 mm Flush mounted selector switches with standard handle

| Flush mounted selector switches with standard handle for Ø 30 mm ⁽¹⁾ | | | | | | | | | | | | | | | | |
|---|---|-----------------|-----------------------------------|---------------------------------------|-------------------|---|--|-----------------------------------|---------------------------------------|-----------------------------------|---------------------------------------|--|----------|-----------------------------------|---------------------------------------|---------------------------------------|
| Screw clamp terminal connections (Schneider Electric anti-loosening system) | | | | | | | | | | | | | | | | |
| Shape of head operator | Type of contact | Type of contact | Marking on bezel Text (color) | Positions | | Reference | Reference | | Weight kg/lb | | | | | | | |
| | | | | Number | Type | | For black bezel | For gray bezel | | | | | | | | |
|  | NO | NC | | 1 | 2-position 90° | Stay put | ∨ | XB5FD21 (ZB5AZ101 + ZB5FD2) | XB5FD21C0 (ZB5AZ101 + ZB5FD2C0) | 0.043/0.095 | | | | | | |
| | | | | | | | | | | | 1 | Spring return from right to left | ∩ | XB5FD41 (ZB5AZ101 + ZB5FD4) | XB5FD41C0 (ZB5AZ101 + ZB5FD4C0) | 0.046/0.101 |
| | | | | | | | | | | | | | | | | |
| | | | | | | | | | | | 2 | 3-position ± 45° | Stay put | ∨ | XB5FD33 (ZB5AZ103 + ZB5FD3) | XB5FD33C0 (ZB5AZ103 + ZB5FD3C0) |
| | Spring return to center | ∩ | XB5FD53 (ZB5AZ103 + ZB5FD5) | XB5FD53C0 (ZB5AZ103 + ZB5FD5C0) | 0.043/0.095 | | | | | | | | | | | |
| | | | | | | Complete units (2) | | | | | | | | | | |
|  | Standard handle, black | 1 | - | 1 | 2-position 90° | Stay put | ∨ | XB5FD21 (ZB5AZ101 + ZB5FD2) | XB5FD21C0 (ZB5AZ101 + ZB5FD2C0) | 0.043/0.095 | | | | | | |
| | | | | | | | | | | | 1 | Spring return from right to left | ∩ | XB5FD41 (ZB5AZ101 + ZB5FD4) | XB5FD41C0 (ZB5AZ101 + ZB5FD4C0) | 0.046/0.101 |
| 1 | 1 | ∨ | XB5FD25 (ZB5AZ105 + ZB5FD2) | XB5FD25C0 (ZB5AZ105 + ZB5FD2C0) | 0.043/0.095 | | | | | | | | | | | |
| | | | | | | 2 | 3-position ± 45° | Stay put | ∨ | XB5FD33 (ZB5AZ103 + ZB5FD3) | XB5FD33C0 (ZB5AZ103 + ZB5FD3C0) | 0.043/0.095 | | | | |
| | Spring return to center | ∩ | XB5FD53 (ZB5AZ103 + ZB5FD5) | XB5FD53C0 (ZB5AZ103 + ZB5FD5C0) | 0.043/0.095 | | | | | | | | | | | |
| | | | | | | Heads only (2) | | | | | | | | | | |
|  | Standard handle, black | | | | 2-position 90° | Stay put | ∨ | ZB5FD2 | ZB5FD2C0 | 0.017/0.037 | | | | | | |
| | | | | | | | | | | | | Spring return from right to left | ∩ | ZB5FD4 | ZB5FD4C0 | 0.020/0.044 |
| | 3-position ± 45° | Stay put | ∨ | ZB5FD3 | ZB5FD3C0 | 0.017/0.037 | | | | | | | | | | |
| | | | | | | | | Spring return to center | ∩ | ZB5FD5 | ZB5FD5C0 | 0.017/0.037 | | | | |
| | Spring return from left to center | ∩ | ZB5FD7 | ZB5FD7C0 | 0.017/0.037 | | | | | | | | | | | |
| | | | | | | | Spring return from right to center | ∩ | ZB5FD8 | ZB5FD8C0 | 0.017/0.037 | | | | | |
| Heads only with marked bezel | | | | | | | | | | | | | | | | |
|  | Standard handle, black | | "O" and "I" (White) | | 2-position 90° | Stay put | ∨ | ZB5FD2M178 | | 0.017/0.037 | | | | | | |
| Heads only with other colored handles (2) | | | | | | | | | | | | | | | | |
|  | Standard handle, white | | | | | Add suffix 01 to the reference, for example: | | ZB5FD201 | ZB5FD201C0 | | | | | | | |
| | Standard handle, green | | | | | Add suffix 03 to the reference, for example: | | ZB5FD203 | ZB5FD203C0 | | | | | | | |
| | Standard handle, red | | | | | Add suffix 04 to the reference, for example: | | ZB5FD204 | ZB5FD204C0 | | | | | | | |
| | Standard handle, yellow | | | | | Add suffix 05 to the reference, for example: | | ZB5FD205 | ZB5FD205C0 | | | | | | | |
| | Standard handle, blue | | | | | Add suffix 06 to the reference, for example: | | ZB5FD206 | ZB5FD206C0 | | | | | | | |



(1) For recommended maximum number of contacts and sequence of contacts constituting the body (fixing collar and contact) associated with the head, see [page 26](#) and [27](#).

(2) To add customized markings on these references using the web customization tool, see [page 5](#).

Control and signaling units

Harmony XB5, plastic

Diameter 30 mm Flush mounted selector switches with long handle

| Flush mounted selector switches with long handle for Ø 30 mm ⁽¹⁾ | | | | | | | | | |
|---|--------------------|-----------------|----|------------------|------------------------------------|-----------------|---|---|-------------|
| Screw clamp terminal connections (Schneider Electric anti-loosening system) | | | | | | | | | |
| Shape of head | Type of operator | Type of contact | | Positions Number | Type | Reference | | Weight kg/lb | |
| | | NO | NC | | | For black bezel | For gray bezel | | |
| Complete units ⁽²⁾ | | | | | | | | | |
|  | Long handle, black | 1 | - | 2-position 90° | Stay put | ✓ | XB5FJ21 (ZB5AZ101 + ZB5FJ2) | XB5FJ21C0 (ZB5AZ101 + ZB5FJ2C0) | 0.043/0.095 |
| | | | | | Spring return to center | ∇ | XB5FJ53 (ZB5AZ103 + ZB5FJ5) | XB5FJ53C0 (ZB5AZ103 + ZB5FJ5C0) | 0.043/0.095 |
| | | | | | Stay put | ∇ | XB5FJ33 (ZB5AZ103 + ZB5FJ3) | XB5FJ33C0 (ZB5AZ103 + ZB5FJ3C0) | 0.043/0.095 |
| Heads only ⁽²⁾ | | | | | | | | | |
|  | Long handle, black | | | 2-position 90° | Stay put | ✓ | ZB5FJ2 | ZB5FJ2C0 | 0.017/0.037 |
| | | | | | Spring return from right to left | ∇ | ZB5FJ4 | ZB5FJ4C0 | 0.020/0.044 |
| | | | | | Stay put | ∇ | ZB5FJ3 | ZB5FJ3C0 | 0.017/0.037 |
| | | | | | Spring return to center | ∇ | ZB5FJ5 | ZB5FJ5C0 | 0.017/0.037 |
| | | | | | Spring return from left to center | ∇ | ZB5FJ7 | ZB5FJ7C0 | 0.017/0.037 |
| | | | | | Spring return from right to center | ∇ | ZB5FJ8 | ZB5FJ8C0 | 0.017/0.037 |























(1) For recommended maximum number of contacts and sequence of contacts constituting the body (fixing collar and contact) associated with the head, see [page 26](#) and [27](#).

(2) To add customized markings on these references using the web customization tool, see [page 5](#).


Control and signaling units

Harmony XB5, plastic

Diameter 30 mm Flush mounted key switches with key 455

| Flush mounted key switches for Ø 30 mm ⁽¹⁾ | | | | | | | | | | | |
|---|--|---|--|---------------------------|-------------|---|--|---|---------------------------------------|--------------------------|-------------|
| Screw clamp terminal connections (Schneider Electric anti-loosening system) | | | | | | | | | | | |
| Shape of head | Type of operator | Type of contact | | Positions ⁽²⁾ | | Reference | Reference | | Weight kg/lb | | |
| | | NO | NC | Number | Type | | For black bezel ⁽⁴⁾ | For gray bezel | | | |
| Complete units | | | | | | | | | | | |
|  | Key switch with key 455 | 1 | – | 2-position 90° | Stay put |  | XB5FG21 (ZB5AZ101 + ZB5FG2) | XB5FG21C0 (ZB5AZ101 + ZB5FG2C0) | 0.831/1.832 | | |
| | | | | | |  | XB5FG41 (ZB5AZ101 + ZB5FG4) | XB5FG41C0 (ZB5AZ101 + ZB5FG4C0) | 0.831/1.832 | | |
| | | | | | |  | XB5FG61 (ZB5AZ101 + ZB5FG6) | XB5FG61C0 (ZB5AZ101 + ZB5FG6C0) | 0.870/1.918 | | |
|  | Key switch with key 455 | 2 | – | 3-position ± 45° | Stay put |  | XB5FG03 (ZB5AZ103 + ZB5FG0) | XB5FG03C0 (ZB5AZ103 + ZB5FG0C0) | 0.831/1.832 | | |
| | | | | | |  | XB5FG33 (ZB5AZ103 + ZB5FG3) | XB5FG33C0 (ZB5AZ103 + ZB5FG3C0) | 0.831/1.832 | | |
| Heads only | | | | | | | | | | | |
|  | Key switch with key 455 ⁽³⁾ | 2-position 90° | – | 2-position 90° | Stay put |  | ZB5FG2 ⁽⁴⁾ | ZB5FG2C0 | 0.057/0.126 | | |
| | | | | | |  | ZB5FG02 | – | 0.057/0.126 | | |
| | | | | | |  | ZB5FG4 ⁽⁴⁾ | ZB5FG4C0 | 0.057/0.126 | | |
| | | | | | |  | ZB5FG6 ⁽⁴⁾ | ZB5FG6C0 | 0.061/0.134 | | |
| | | | | | | 3-position ± 45° | Stay put |  | ZB5FG0 ⁽⁴⁾ | ZB5FG0C0 | 0.057/0.126 |
| | | | | | | | |  | ZB5FG3 | – | 0.057/0.126 |
| | | | | | | | |  | ZB5FG5 | – | 0.057/0.126 |
| | | | | | | | |  | ZB5FG9 | – | 0.057/0.126 |
| | | | | | | | |  | ZB5FG09 | – | 0.057/0.126 |
| | | | | | | Spring return from left to center | Spring return to center |  | ZB5FG1 | – | 0.057/0.126 |
| | | | | | | | |  | ZB5FG7 ⁽⁴⁾ | ZB5FG7C0 | 0.057/0.126 |
| | | | | | | | |  | ZB5FG8 | – | 0.057/0.126 |
| Spring return from right to center | Spring return to center |  | ZB5FG05 ⁽⁴⁾ | ZB5FG05C0 | 0.057/0.126 | | | | | | |
| | |  | ZB5FG08 ⁽⁴⁾ | ZB5FG08C0 | 0.057/0.126 | | | | | | |

⁽¹⁾ For recommended maximum number of contacts and sequence of contacts constituting the body (fixing collar and contact) associated with the head, see [page 26](#) and [27](#).

⁽²⁾ The symbol  indicates key withdrawal position(s).

⁽³⁾ For specific keys, please contact our Customer Care Center.

⁽⁴⁾ To add customized markings on these references using the web customization tool, see [page 5](#).

Control and signaling units

Harmony XB5, plastic

Diameter 30 mm Flush mounted key switches with key 8D1

Flush mounted selector switches with knurled knob



ZB5FG09D

| Flush mounted key switches for Ø 30 mm (continued) (1) | | | | | | | | | | |
|--|-------------------------|------------------|----------|------------------------------------|-----------------|------------------------------------|--------------|-------------|----------|-------------|
| Shape of head | Type of operator | Positions (2) | | | Reference | | Weight kg/lb | | | |
| | | Number | Type | | For black bezel | For gray bezel | | | | |
| | Key switch with key 8D1 | 2-position 90° | Stay put | | ZB5FG2D | – | 0.069/0.152 | | | |
| | | | | | ZB5FG02D | – | 0.069/0.152 | | | |
| | | | | | ZB5FG4D | – | 0.069/0.152 | | | |
| | | 3-position ± 45° | Stay put | Spring return from right to left | | ZB5FG6D | – | 0.069/0.152 | | |
| | | | | | | ZB5FG0D | – | 0.069/0.152 | | |
| | | | | | | ZB5FG3D | – | 0.069/0.152 | | |
| | | | | Spring return from left to center | | ZB5FG5D | – | 0.069/0.152 | | |
| | | | | | | ZB5FG9D | – | 0.069/0.152 | | |
| | | | | | | ZB5FG09D | – | 0.069/0.152 | | |
| | | | | Spring return from right to center | | ZB5FG1D | – | 0.069/0.152 | | |
| | | | | | | ZB5FG7D | – | 0.069/0.152 | | |
| | | | | | | ZB5FG8D | – | 0.069/0.152 | | |
| | | | | 3-position ± 45° | Stay put | Spring return to center | | ZB5FG05D | – | 0.069/0.152 |
| | | | | | | | | ZB5FG08D | – | 0.069/0.152 |
| | | | | | | | | ZB5FG03D | – | 0.069/0.152 |
| | | | | 3-position ± 45° | Stay put | Spring return from right to centre | | ZB5FG04D | – | 0.069/0.152 |
| | | | | | | | | ZB5FG06D | – | 0.069/0.152 |
| | | | | | | | | | ZB5FG07D | – |



ZB5FD29



ZB5FD29C0

| Flush mounted selector switches with knurled knob for Ø 30 mm (1) | | | | | | | |
|---|--------------------|------------------|----------|--|-----------------|----------------|--------------|
| Shape of head | Type of operator | Positions (2) | | | Reference | | Weight kg/lb |
| | | Number | Type | | For black bezel | For gray bezel | |
| Heads only (3) | | | | | | | |
| | Black knurled knob | 2-position 90° | Stay put | | ZB5FD29 | ZB5FD29C0 | 0.034/0.075 |
| | | | | | ZB5FD49 | ZB5FD49C0 | 0.034/0.075 |
| | | 3-position ± 45° | Stay put | | ZB5FD39 | ZB5FD39C0 | 0.034/0.075 |
| | | | | | ZB5FD59 | ZB5FD59C0 | 0.034/0.075 |
| | | | | | ZB5FD79 | ZB5FD79C0 | 0.034/0.075 |
| | | | | | ZB5FD89 | ZB5FD89C0 | 0.034/0.075 |

(1) For recommended maximum number of contacts and sequence of contacts constituting the body (fixing collar and contact) associated with the head, see page 26 and 27.






(2) The symbol indicates key withdrawal position(s).

(3) To add customized markings on these references using the web customization tool, see page 5.

Control and signaling units

Harmony XB5, plastic

Diameter 30 mm Flush mounted illuminated selector switches with standard handle, with Universal LED

| Flush mounted illuminated selector switches with standard handle, with Universal LED for Ø 30 mm ⁽¹⁾ | | | | | | | | | | | | | | | |
|---|--|---|---|--|--------------------|---------------------------|---|---|---|--|--------------------|--------|---|---|-------------|
| Screw clamp terminal connections (Schneider Electric anti-loosening system) | | | | | | | | | | | | | | | |
| Shape of head operator | Type of contact | Type of contact | | Positions Number and type | Supply voltage V | Color of handle | Reference | | Weight kg/lb | | | | | | |
| | | NO | NC | | | | For black bezel | For gray bezel | | | | | | | |
| Complete units ⁽²⁾ | | | | | | | | | | | | | | | |
|  XB5FK123B5  XB5FK124B5  XB5FK125B5 |   | 1 | 1 | 2-position 90° Stay put ✓ | 24 ~ (50/60 Hz) | Green | XB5FK123B5 (ZB5AW0B15 + ZB5FK1233) | XB5FK123B5C0 (ZB5AW0B15 + ZB5FK1233C0) | 0.516/1.138 | | | | | | |
| | | | | | | Red | XB5FK124B5 (ZB5AW0B15 + ZB5FK1243) | XB5FK124B5C0 (ZB5AW0B15 + ZB5FK1243C0) | 0.516/1.138 | | | | | | |
| | | | | | | Orange | XB5FK125B5 (ZB5AW0B15 + ZB5FK1253) | XB5FK125B5C0 (ZB5AW0B15 + ZB5FK1253C0) | 0.516/1.138 | | | | | | |
| | | | | | | 110...120 ~ (50/60 Hz) | Green | XB5FK123G5 (ZB5AW0G15 + ZB5FK1233) | XB5FK123G5C0 (ZB5AW0G15 + ZB5FK1233C0) | 0.516/1.138 | | | | | |
| | | | | | | | Red | XB5FK124G5 (ZB5AW0G15 + ZB5FK1243) | – | 0.516/1.138 | | | | | |
| | | | | | | | Orange | XB5FK125G5 (ZB5AW0G15 + ZB5FK1253) | – | 0.516/1.138 | | | | | |
| | | | | | | 230...240 ~ (50/60 Hz) | Green | XB5FK123M5 (ZB5AW0M15 + ZB5FK1233) | XB5FK123M5C0 (ZB5AW0M15 + ZB5FK1233C0) | 0.516/1.138 | | | | | |
| | | | | | | | Red | XB5FK124M5 (ZB5AW0M15 + ZB5FK1243) | XB5FK124M5C0 (ZB5AW0M15 + ZB5FK1243C0) | 0.516/1.138 | | | | | |
| | | | | | | | Orange | XB5FK125M5 (ZB5AW0M15 + ZB5FK1253) | XB5FK125M5C0 (ZB5AW0M15 + ZB5FK1253C0) | 0.516/1.138 | | | | | |
| | | | | | | | | 1 | 1 | 3-position ± 45° Stay put ↓ | 24 ~ (50/60 Hz) | Green | XB5FK133B5 (ZB5AW0B15 + ZB5FK1333) | XB5FK133B5C0 (ZB5AW0B15 + ZB5FK1333C0) | 0.516/1.138 |
| | | | | | | | | | | | | Red | XB5FK134B5 (ZB5AW0B15 + ZB5FK1343) | – | 0.516/1.138 |
| | | | | | | | | | | | | Orange | XB5FK135B5 (ZB5AW0B15 + ZB5FK1353) | – | 0.516/1.138 |
| 110...120 ~ (50/60 Hz) | Green | XB5FK133G5 (ZB5AW0G15 + ZB5FK1333) | – | 0.516/1.138 | | | | | | | | | | | |
| | Red | XB5FK134G5 (ZB5AW0G15 + ZB5FK1343) | – | 0.516/1.138 | | | | | | | | | | | |
| | Orange | XB5FK135G5 (ZB5AW0G15 + ZB5FK1353) | – | 0.516/1.138 | | | | | | | | | | | |
| 230...240 ~ (50/60 Hz) | Green | XB5FK133M5 (ZB5AW0M15 + ZB5FK1333) | XB5FK133M5C0 (ZB5AW0M15 + ZB5FK1333C0) | 0.516/1.138 | | | | | | | | | | | |
| | Red | XB5FK134M5 (ZB5AW0M15 + ZB5FK1343) | – | 0.516/1.138 | | | | | | | | | | | |
| | Orange | XB5FK135M5 (ZB5AW0M15 + ZB5FK1353) | – | 0.516/1.138 | | | | | | | | | | | |

(1) For recommended maximum number of contacts constituting the body (fixing collar and contact) associated with the head, see page 26 and 27.


(2) To add customized markings on these references using the web customization tool, see page 5.

Control and signaling units

Harmony XB5, plastic

Diameter 30 mm Flush mounted pilot lights with
Universal LED

XB5FVB1






XB5FVB4C0



XB5FVG3

Flush mounted pilot lights with Universal LED for Ø 30 mm (1)
Screw clamp terminal connections (Schneider Electric anti-loosening system)

| Shape of head | Supply voltage V | Color | Reference | | Weight kg/lb |
|---|---|--|---|---|---|
| | | | For black bezel | For gray bezel | |
| Complete units (with plain lens) | | | | | |
|  | 24 ~ (50/60 Hz) | White | XB5FVB1 (ZB5AVB1 + ZB5FV013) | XB5FVB1C0 (ZB5AVB1 + ZB5FV013C0) | 0.038/0.084 |
| | | Green | XB5FVB3 (ZB5AVB1 + ZB5FV033) | XB5FVB3C0 (ZB5AVB1 + ZB5FV033C0) | 0.038/0.084 |
| | | Red | XB5FVB4 (ZB5AVB1 + ZB5FV043) | XB5FVB4C0 (ZB5AVB1 + ZB5FV043C0) | 0.038/0.084 |
| | | Orange | XB5FVB5 (ZB5AVB1 + ZB5FV053) | XB5FVB5C0 (ZB5AVB1 + ZB5FV053C0) | 0.038/0.084 |
| | | Blue | XB5FVB6 (ZB5AVB1 + ZB5FV063) | XB5FVB6C0 (ZB5AVB1 + ZB5FV063C0) | 0.038/0.084 |
| | |  | 110...120 ~ (50/60 Hz) | White | XB5FVG1 (ZB5AVG1 + ZB5FV013) |
| Green | XB5FVG3 (ZB5AVG1 + ZB5FV033) | | | XB5FVG3C0 (ZB5AVG1 + ZB5FV033C0) | 0.038/0.084 |
| Red | XB5FVG4 (ZB5AVG1 + ZB5FV043) | | | XB5FVG4C0 (ZB5AVG1 + ZB5FV043C0) | 0.038/0.084 |
| Orange | XB5FVG5 (ZB5AVG1 + ZB5FV053) | | | XB5FVG5C0 (ZB5AVG1 + ZB5FV053C0) | 0.038/0.084 |
| Blue | XB5FVG6 (ZB5AVG1 + ZB5FV063) | | | XB5FVG6C0 (ZB5AVG1 + ZB5FV063C0) | 0.038/0.084 |
|  | 230...240 ~ (50/60 Hz) | | | White | XB5FVM1 (ZB5AVM1 + ZB5FV013) |
| | | Green | XB5FVM3 (ZB5AVM1 + ZB5FV033) | XB5FVM3C0 (ZB5AVM1 + ZB5FV033C0) | 0.038/0.084 |
| | | Red | XB5FVM4 (ZB5AVM1 + ZB5FV043) | XB5FVM4C0 (ZB5AVM1 + ZB5FV043C0) | 0.038/0.084 |
| | | Orange | XB5FVM5 (ZB5AVM1 + ZB5FV053) | XB5FVM5C0 (ZB5AVM1 + ZB5FV053C0) | 0.038/0.084 |
| | | Blue | XB5FVM6 (ZB5AVM1 + ZB5FV063) | XB5FVM6C0 (ZB5AVM1 + ZB5FV063C0) | 0.038/0.084 |

(1) To add customized markings on these references using the web customization tool, see [page 5](#).

Control and signaling units







Harmony XB5, plastic

Diameter 30 mm Flush mounted pilot lights with Universal LED

Flush mounted pilot lights with Universal LED for Ø 30 mm (continued) (1)

Screw clamp terminal connections (Schneider Electric anti-loosening system)

Heads only, circular (2)

| Shape of head | For use with body comprising light source type | Color of lens | Reference | | Weight kg/lb |
|---|--|---------------|-----------------|----------------|--------------|
| | | | For black bezel | For gray bezel | |
| ■ With plain lens | | | | | |
|  | Universal LED | White | ZB5FV013 | ZB5FV013C0 | 0.017/0.037 |
|  | | Green | ZB5FV033 | ZB5FV033C0 | 0.017/0.037 |
|  | | Red | ZB5FV043 | ZB5FV043C0 | 0.017/0.037 |
|  | | Orange | ZB5FV053 | ZB5FV053C0 | 0.017/0.037 |
|  | | Yellow | ZB5FV083 | ZB5FV083C0 | 0.017/0.037 |
|  | | Blue | ZB5FV063 | ZB5FV063C0 | 0.017/0.037 |



ZB5FV043



ZB5FV083C0

UN
Universal
for all color heads

(1) To add customized markings on these references using the web customization tool, see [page 5](#).

(2) For use with bodies comprising a light source with Universal LED only.

Control and signaling units

Harmony XB5, plastic

Accessories for flush mounted heads

Pushbutton caps with markings



ZBAF331

Pushbutton caps with markings for flush mounted heads (3)



| For use with | Type of push | Marking | | Color of cap | Unit reference | Weight kg/lb |
|---|--------------|---------|-------|--------------|----------------|--------------|
| | | Text | Color | | | |
| Plastic pushbuttons | | | | | | |
| ZB4FA0 and ZB5FA0 circular pushbutton heads supplied without cap (sold in lots of 10) | Flush | I (1) | White | Green | ZBAF331 | 0.001/0.002 |
| | | | Black | White | ZBAF131 | 0.001/0.002 |
| | | II | White | Green | ZBAF336 | 0.001/0.002 |
| | | | Black | White | ZBAF136 | 0.001/0.002 |
| | | III | White | Green | ZBAF337 | 0.001/0.002 |
| | | | Black | White | ZBAF137 | 0.001/0.002 |
| | | IV | White | Green | ZBAF338 | 0.001/0.002 |
| | | | Black | White | ZBAF138 | 0.001/0.002 |
| START (1) | | | White | Green | ZBAF333 | 0.001/0.002 |
| | | | Black | White | ZBAF133 | 0.001/0.002 |
| ON | | | White | Green | ZBAF341 | 0.001/0.002 |
| | | | Black | White | ZBAF141 | 0.001/0.002 |
| MARCHE | | | White | Green | ZBAF342 | 0.001/0.002 |
| | | | Black | White | ZBAF142 | 0.001/0.002 |
| UP (1) | | | Black | White | ZBAF343 | 0.001/0.002 |
| DOWN (1) | | | White | Black | ZBAF344 | 0.001/0.002 |
| Ⓣ (1) | | | White | Black | ZBAF245 | 0.001/0.002 |
| | | | Black | White | ZBAF145 | 0.001/0.002 |
| ↑ (2) | | | White | Black | ZBAF335 | 0.001/0.002 |
| | | | Black | White | ZBAF334 | 0.001/0.002 |
| O (1) | | | White | Red | ZBAF432 | 0.001/0.002 |
| | | | Black | | ZBAF232 | 0.001/0.002 |
| ARRET | | | White | Red | ZBAF433 | 0.001/0.002 |
| | | | Black | | ZBAF233 | 0.001/0.002 |
| STOP (1) | | | White | Red | ZBAF434 | 0.001/0.002 |
| | | | Black | | ZBAF234 | 0.001/0.002 |
| OFF | | | White | Red | ZBAF435 | 0.001/0.002 |
| | | | Black | | ZBAF235 | 0.001/0.002 |
| R (1) | | | White | Blue | ZBAF639 | 0.001/0.002 |
| + | | | White | Black | ZBAF2934 | 0.001/0.002 |
| - | | | White | Black | ZBAF2935 | 0.001/0.002 |

(1) Double injection molded marking.

(2) Can be clipped in at 90° steps, through 360°.

(3) To add customized markings on these references using the web customization tool, see page 5.

Other accessories

| Description | For use with | Color | Sold in lots of | Unit reference | | Weight kg/lb |
|---|--|-----------------|-----------------|------------------|----------------|--------------|
| | | | | For black bezel | For gray bezel | |
|  Plastic blanking plug for flush mounted heads (with fixing nut) | Circular Ø 30 mm/1.181 in. flush mounted control and signaling units | Black | 5 | ZB5FSZ3 | – | 0.009/0.020 |
| | | | | | | |
|  Metal ring for flush mounted Ø 30 mm/1.181 in. NEMA hole | Ø 30 mm/1.181 in. flush mounted control and signaling units | Chromium plated | 10 | ZB4FBZ014 | – | 0.012/0.027 |
| | | | | | | |
| Liquid spray protective washer to be fitted under the head | Ø 30 mm/1.181 in. flush mounted control and signaling units | Chromium plated | 10 | ZB4FBZ007 | – | 0.003/0.006 |
| | | | | | | |

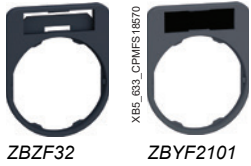
ZB5FSZ3

ZB4FBZ014

Control and signaling units

Harmony XB5, plastic

Legend holders for flush mounted heads



ZBZF32

ZBYF2101

Standard 40 x 50 mm legend holders for 8 x 27 mm legends - for flush mounted heads

| Description | Color | Sold in lots of | Unit reference | | Weight kg/lb |
|--|----------------------|-----------------|-----------------|--------------------|--------------|
| | | | For black bezel | For gray bezel (2) | |
| Without legend | – | 10 | ZBZF32 | – | 0.001/0.002 |
| With blank legend (for engraving) | Black or red | 10 | ZBYF2101 | ZBYF2101C0 | 0.002/0.004 |
| | White or yellow | 10 | ZBYF4101 | ZBYF4101C0 | 0.002/0.004 |
| With 8 x 27 mm / 0.315 x 1.063 in. legend (with international marking) | Black or red (1) O-I | 10 | ZBYF2178 | ZBYF2178C0 | 0.003/0.007 |
| | STOP | 10 | ZBYF2304 | ZBYF2304C0 | 0.003/0.007 |
| | START (in white) | 10 | ZBYF2303 | ZBYF2303C0 | 0.003/0.007 |
| | MARCHE | 10 | ZBYF2103 | ZBYF2103C0 | 0.003/0.007 |
| | I-O-II | 10 | ZBYF2186 | ZBYF2186C0 | 0.003/0.007 |
| | OFF-ON | 10 | ZBYF2367 | ZBYF2367C0 | 0.003/0.007 |
| | ARRET-MARCHE | 10 | ZBYF2166 | ZBYF2166C0 | 0.003/0.007 |

Standard 40 x 60 mm legend holders for 18 x 27 mm legends - for flush mounted heads

| Description | Color | Sold in lots of | Unit reference | | Weight kg/lb |
|-----------------------------------|-----------------|-----------------|-----------------|--------------------|--------------|
| | | | For black bezel | For gray bezel (2) | |
| Without legend | – | 10 | ZBZF33 | – | 0.001/0.002 |
| With blank legend (for engraving) | Black or red | 10 | ZBYF6101 | ZBYF6101C0 | 0.002/0.004 |
| | White or yellow | 10 | ZBYF6102 | ZBYF6102C0 | 0.002/0.004 |



ZBZF33

ZBYF6101

(1) "Start" functions: white letters on black background. "Stop" functions: white letters on red background (unless otherwise specified above).

(2) To add customized markings on these references using the web customization tool, see [page 5](#).

(3) Black marking for white color plated, white marking for black and gray color plated.

Standard 40 x 50 mm legend plate - for flush mounted heads

| Description | Color | Marking (3) | Sold in lots of | Unit reference | | Weight kg/lb |
|-----------------------|-------|--------------|-----------------|-----------------|--------------------|--------------|
| | | | | For black bezel | For gray bezel (2) | |
| Legend plate, plastic | – | – | 10 | ZBYFP2101 | ZBYFP2101C0 | 0.003/0.007 |
| | | O-I | 10 | ZBYFP2178 | ZBYFP2178C0 | 0.003/0.007 |
| | | STOP | 10 | ZBYFP2304 | ZBYFP2304C0 | 0.003/0.007 |
| | | START | 10 | ZBYFP2303 | ZBYFP2303C0 | 0.003/0.007 |
| | | MARCHE | 10 | ZBYFP2103 | ZBYFP2103C0 | 0.003/0.007 |
| | | I-O-II | 10 | ZBYFP2186 | ZBYFP2186C0 | 0.003/0.007 |
| | | OFF-ON | 10 | ZBYFP2367 | ZBYFP2367C0 | 0.003/0.007 |
| | | ARRET-MARCHE | 10 | ZBYFP2166 | ZBYFP2166C0 | 0.003/0.007 |
| | | ARRET | 10 | ZBYFP2104 | ZBYFP2104C0 | 0.003/0.007 |



ZBYFP2101



ZBYFP2303

40 x 60 mm legend plate - for flush mounted heads

| Description | Color | Marking | Sold in lots of | Unit Reference | | Weight kg/lb |
|-----------------------|-------|---------|-----------------|-----------------|--------------------|--------------|
| | | | | For black bezel | For gray bezel (2) | |
| Legend plate, plastic | – | – | 10 | ZBYFP6101 | ZBYFP6101C0 | 0.003/0.007 |

(1) "Start" functions: white letters on black background. "Stop" functions: white letters on red background (unless otherwise specified above).

(2) To add customized markings on these references using the web customization tool, see [page 5](#).

(3) Black marking for white color plated, white marking for black and gray color plated.

Control and signaling units

Harmony XB5, plastic

Diameter 22 mm, Legends 8 x 27 mm




ZBY0101



ZBY02304

8 x 27 mm marked legends for 30 x 40 mm legend holders ZBZ32 and ZBZ34

| Language | Background color | Marking | Sold in lots of | Reference | Weight kg/lb |
|---------------|------------------|--------------|-----------------|-------------|--------------|
| Without | Black or red | – | 10 | ZBY0101 (3) | 0.001/0.002 |
| | White or yellow | – | 10 | ZBY0102 (3) | 0.001/0.002 |
| International | Black or red (1) | O-I | 10 | ZBY02178 | 0.001/0.002 |
| | | STOP | 10 | ZBY02304 | 0.001/0.002 |
| | | SOUS TENSION | 10 | ZBY02126 | 0.001/0.002 |
| French | Black or red (1) | AUTO-O-MAIN | 10 | ZBY02185 | 0.001/0.002 |
| | | MARCHE | 10 | ZBY02103 | 0.001/0.002 |




ZBY4100

Sheets of peel-off legends (with backing board and protective transparent cover)

| Description | For use with | Sold in lots of | Unit reference | Weight kg/lb |
|--|---|-----------------|----------------|--------------|
| Sheet of 76 legends Ø 8 x 27 mm/ 0.315 x 1.063 in. | Ø 30 x 40 mm/1.181 x 1.575 in. legend holder ZBZ32 and ZBZ34 | 10 | ZBY4100 | 0.043/0.095 |

(1) "Start" functions: white letters on black background. "Stop" functions: white letters on red background (unless otherwise specified above).

(2) For compliance with standard EN/ISO 13850, paragraph 4.4.6, the Emergency Stop function logo  has been added.


(3) To add customized markings on these references using the web customization tool, see [page 5](#).

Control and signaling units

Harmony XB5, plastic

Diameter 22 mm Legends for insertion, printing, or pre-printed, circular

Bellows for harsh environments



ZBY1101

Legends for XB5A pushbuttons, illuminated pushbuttons, and pilot lights

| Description | Language | Marking | Sold in lots of | Unit reference | Weight kg/lb |
|--|---------------|---------|-----------------|----------------|--------------|
| Sheets of 66 circular peel-off, transparent, self-adhesive legends | – | Without | 10 | ZBY1101 | 0.017/0.037 |
| Strips of 66 circular peel-off, transparent, self-adhesive legends | International | I | 10 | ZBY1147 | 0.017/0.037 |

Common Components and Accessories

Control and signaling units

Harmony XB5, plastic

Body/contact assemblies - Screw clamp terminal connections



ZB5AZ009



ZBE101



ZBE203



ZB5AZ101



ZBE201



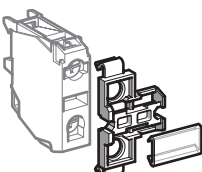
ZB5AZ107



ZBE501



ZB2BE101



ZBZ001

Body/fixing collar

| For use with | Sold in lots of | Unit reference | Weight kg/lb |
|-------------------------------------|-----------------|----------------|--------------|
| Electrical block (contact or light) | 10 | ZB5AZ009 | 0.006/0.013 |

Contact functions ⁽¹⁾

Screw clamp terminal connections (Schneider Electric anti-loosening system)

| Application | Type of contact | Description | NO | NC | NC MC(7) | Sold in lots of | Unit reference | Weight kg/lb |
|-------------|-----------------|-------------|----|----|----------|-----------------|----------------|--------------|
|-------------|-----------------|-------------|----|----|----------|-----------------|----------------|--------------|

Contacts for standard applications

| | | | | | | | | |
|----------------|--------------------------------|----------------|---|---|---|---|------------|-------------|
| Contact blocks | Single | Contact blocks | 1 | – | – | 5 | ZBE101 | 0.011/0.024 |
| | | | – | 1 | – | 5 | ZBE102 (6) | 0.011/0.024 |
| | Double | | – | – | 1 | 5 | ZBE302 | 0.014/0.030 |
| | | | 2 | – | – | 5 | ZBE203 | 0.020/0.044 |
| | | | – | 2 | – | 5 | ZBE204 | 0.020/0.044 |
| | | | 1 | 1 | – | 5 | ZBE205 | 0.020/0.044 |
| | | | 1 | – | – | 1 | ZB5AZ101 | 0.021/0.046 |
| | Single with body/fixing collar | | – | 1 | – | 1 | ZB5AZ102 | 0.021/0.046 |
| | | | 2 | – | – | 1 | ZB5AZ103 | 0.030/0.066 |
| | | | – | 2 | – | 1 | ZB5AZ104 | 0.030/0.066 |
| | | | 1 | 1 | – | 1 | ZB5AZ105 | 0.030/0.066 |
| | | | 1 | 2 | – | 1 | ZB5AZ141 | 0.040/0.088 |

Contacts for specific applications

| | | | | | | | | |
|--|--------|--|---|---|---|---|----------|-------------|
| Low power switching | Single | Standard | 1 | – | – | 5 | ZBE1016 | 0.012/0.026 |
| | | | – | 1 | – | 5 | ZBE1026 | 0.012/0.026 |
| | | Dusty environment ⁽²⁾ (IP 5X, 50 µm dust) | 1 | – | – | 5 | ZBE1016P | 0.012/0.026 |
| | | | – | 1 | – | 5 | ZBE1026P | 0.012/0.026 |
| | | | 1 | – | – | 5 | ZBE201 | 0.011/0.024 |
| Staggered contacts | Single | Early make NO | 1 | – | – | 5 | ZBE201 | 0.011/0.024 |
| | | | – | 1 | – | 5 | ZBE202 | 0.011/0.024 |
| | | Late break NC | 1 | 1 | – | 5 | ZB5AZ106 | 0.062/0.137 |
| | | | 2 | – | – | 5 | ZB5AZ107 | 0.062/0.137 |
| High power switching | Single | Standard ⁽³⁾ | 1 | – | – | 1 | ZBE501 | 0.020/0.044 |
| | | | – | 1 | – | 1 | ZBE502 | 0.020/0.044 |
| | | | 2 | – | – | 1 | ZBE503 | 0.032/0.071 |
| | | | – | 2 | – | 1 | ZBE504 | 0.032/0.071 |
| | | | 1 | 1 | – | 1 | ZBE505 | 0.032/0.071 |
| Additional contact blocks for high power switching | Single | Standard ⁽⁴⁾ | 1 | – | – | 1 | ZB2BE101 | 0.020/0.044 |
| | | | – | 1 | – | 1 | ZB2BE102 | 0.020/0.044 |

Clip-on legend holder, sheet of blank legends and labelling software

| Description | Sold in lots of | Unit reference | Weight kg/lb |
|--|-----------------|----------------|--------------|
| Clip-on legend-holder for electrical blocks with screw clamp terminal connections ⁽⁵⁾ . For identification of an XB4B control or signaling unit | 10 | ZBZ001 | 0.001/0.002 |
| Sheet of 50 blank legends for legend holder ZBZ001 | 10 | ZBY001 | 0.023/0.051 |

(1) The contact blocks enable variable composition of body/contact assemblies. Maximum number of rows possible: 3. Either 3 rows of 3 single contacts or 1 row of 3 double contacts + 1 row of 3 single contacts (double contacts occupy the first 2 rows). Maximum number of contacts is specified on 22 of this catalog.

(2) It is not possible to fit an additional contact block on the back of these contact blocks.

(3) It is not possible to fit an additional contact block on the back of these contact blocks or to use these contacts with light blocks.

(4) To be fitted on the back of ZBE50● contacts.

(5) This legend holder is not compatible with high power switching contacts.


(6) To order products with screw clamp terminal connections for lugs, add a 9 at the end of the commercial reference. Example: ZBE102 becomes ZBE1029.

(7) NC contact block with monitoring dedicated for Emergency stop head only.

Control and signaling units

Harmony XB5, plastic

Light blocks - Screw clamp terminal connections

| Light blocks | | | | |
|--|---------------------------|------------------------------|-------------------|-----------------------|
| Description | Supply voltage V | Sold in lots of | Unit reference | Weight kg/lb |
| Light blocks with screw clamp terminal connections (Schneider Electric anti-loosening system) | | | | |
|  ZBVB1 | Universal LED light block | 12 ~ (50 or 60 Hz) | 5 | ZBVJ1 0.017/0.037 |
| | | 24 ~ (50 or 60 Hz) | 5 | ZBVB1 0.017/0.037 |
| | | 24...120 ~ (50 or 60 Hz) | 5 | ZBVBG1 0.017/0.037 |
| | | 110...120 ~ (50 or 60 Hz) | 5 | ZBVG1 0.017/0.037 |
| | | 230...240 ~ (50 or 60 Hz) | 5 | ZBVM1 0.017/0.037 |

UN
Universal
for all color heads

| Light blocks with inductive overload protection | | | | |
|---|------------------------|--------------------|-------------------------|-----------------|
| Description | Supply voltage V | Sold in lots of | Unit reference | Weight kg/lb |
| Universal LED light block | 110...240 V ~ 50/60 Hz | 5 | ZBVG1M1T 0.017/0.037 | |

UN
Universal
for all color heads



ZBVG4M1T

Control and signaling units

Harmony XB5, plastic

Flashing light blocks, transformer blocks, blocks for “test light”, LED suppressors



ZBV1



ZBV5B



ZBZG156



ZBZM156

Flashing light blocks with screw clamp terminal connections

(Schneider Electric anti-loosening system)

| Description | Supply voltage V | | Sold in lots of | Unit reference | Weight kg/lb |
|---------------------------|------------------------------|------------------------------|--------------------|-------------------|-----------------|
| Universal LED light block | 24 ~ (50 or 60 Hz) | White | 5 | ZBV18B1 | 0.017/0.037 |
| | | Green | 5 | ZBV18B3 | 0.017/0.037 |
| | | Red | 5 | ZBV18B4 | 0.017/0.037 |
| | | Orange | 5 | ZBV18B5 | 0.017/0.037 |
| | | Blue | 5 | ZBV18B6 | 0.017/0.037 |
| | | 110...120 ~ (50 or 60 Hz) | White | 5 | ZBV18G1 |
| | Green | 5 | ZBV18G3 | 0.017/0.037 | |
| | Red | 5 | ZBV18G4 | 0.017/0.037 | |
| | Orange | 5 | ZBV18G5 | 0.017/0.037 | |
| | Blue | 5 | ZBV18G6 | 0.017/0.037 | |
| | 230...240 ~ (50 or 60 Hz) | White | 5 | ZBV18M1 | 0.017/0.037 |
| | | Green | 5 | ZBV18M3 | 0.017/0.037 |
| | | Red | 5 | ZBV18M4 | 0.017/0.037 |
| | | Orange | 5 | ZBV18M5 | 0.017/0.037 |
| | | Blue | 5 | ZBV18M6 | 0.017/0.037 |

Transformer blocks for 24 V light blocks (1)

| For use with | Supply voltage V | Description | Reference | Weight kg/lb |
|----------------------------|---------------------|----------------------------|-----------|-----------------|
| Universal LED light blocks | 400 V ~ - 50Hz | Transformer 400 V - 24 V ~ | ZBV5B (2) | 0.090/0.198 |

Blocks for “test light” function

| For use with | Supply voltage V | Description | Reference | Weight kg/lb |
|---------------------------------|---------------------------|---|-------------|-----------------|
| Light blocks | 12 and 24 ~ 24...120 ~ | Single module, 1 connecting wire | ZBZG156 (3) | 0.010/0.022 |
| Light blocks with Universal LED | 48...230 ~ | Double module, with connecting wires | ZBZM156 (4) | 0.010/0.022 |

(1) To be used with 2 dummy contact blocks ZBE000.

(2) To order 440...460 V ~ - 60 Hz transformer blocks, replace “5” in the reference with “8”: ZBV5B becomes ZBV8B.
To order 550...600 V ~ - 60 Hz transformer blocks, replace “5” with “9”: ZBV5B becomes ZBV9B.

(3) Block for use with ~ light blocks with Universal LED types ZBVJ●, ZBV●, ZVBG● or with direct supply light block for BA 9s bulb, ZBV6.

(4) Block for use ~ light blocks Universal LED types ZBVG●, ZBVM●, see connection on the Schneider Electric website, Harmony XB5 page.

Control and signaling units

Harmony XB5, plastic

Body/contact assemblies - Spring clamp terminal connections



ZB5AZ009

Body/fixing collar

| For use with | Sold in lots of | Unit reference | Weight kg/lb |
|-------------------------------------|-----------------|----------------|--------------|
| Electrical block (contact or light) | 10 | ZB5AZ009 | 0.006/0.013 |

Contact functions

Spring clamp terminal connections (1)

Contacts for standard applications

| Description | Type of contact | Contact symbols | | Sold in lots of | Unit reference | Weight kg/lb |
|--------------------------------|--------------------------------|-----------------|----|-----------------|----------------|--------------|
| | | NO | NC | | | |
| Contact blocks | Single | 1 | – | 4 | ZBE1015 | 0.011/0.024 |
| | | – | 1 | 4 | ZBE1025 | 0.011/0.024 |
| Single with body/fixing collar | Single with body/fixing collar | 1 | – | 1 | ZB5AZ1015 | 0.021/0.046 |
| | | – | 1 | 1 | ZB5AZ1025 | 0.021/0.046 |
| | | 2 | – | 1 | ZB5AZ1035 | 0.030/0.066 |
| | | – | 2 | 1 | ZB5AZ1045 | 0.030/0.066 |
| | | 1 | 1 | 1 | ZB5AZ1055 | 0.030/0.066 |



ZBE1015



ZB5AZ1015

Control and signaling units

Harmony XB5, plastic

Light blocks - Spring clamp terminal connections, blank legends



ZBVB35



Light blocks

Spring clamp terminal connections ⁽¹⁾

| Description | Supply voltage V | Sold in lots of | Unit reference | Weight kg/lb |
|---------------|------------------------------|-----------------|----------------|-----------------|
| Universal LED | 12 ~ (50 or 60 Hz) | 4 | ZBVJ15 | 0.016/0.035 |
| | 24 ~ (50 or 60 Hz) | 4 | ZBVB15 | 0.016/0.035 |
| | 110...120 ~ (50 or 60 Hz) | 4 | ZBVG15 | 0.016/0.035 |
| | 230...240 ~ (50 or 60 Hz) | 4 | ZBVM15 | 0.016/0.035 |

(1) It is not possible to fit an additional block on the back of these contact or light blocks.

Control and signaling units

Harmony XB5, plastic

Body/contact assemblies for printed circuit board



ZB5AZ009

Body/fixing collar and accessories specifically for printed circuit board mounting (1) Accessories required when using adaptor (socket) ZBZ010

| Description | For use with | Sold in lots of | Unit reference | Weight kg/lb |
|--|--|-----------------|----------------|--------------|
| Body/fixing collar | Electrical block (contact or light) | 10 | ZB5AZ009 | 0.006/0.013 |
| Fixing collar/pillar | Printed circuit board support (fixing screw ZBZ006 to be ordered separately) | 10 | ZB5AZ079 | 0.003/0.007 |
| Fixing screw for printed circuit board | Fixing collar/pillar ZB5AZ079 | 10 | ZBZ006 | 0.011/0.024 |



ZB5AZ079 + ZB5AZ009

Adapter (socket) (1)

| For use with | Thickness of printed circuit board mm/in. | Sold in lots of | Unit reference | Weight kg/lb |
|-------------------------------------|---|-----------------|----------------|--------------|
| Electrical block (contact or light) | 1.6 ± 0.2/0.063 ± 0.008 | 10 | ZBZ010 | 0.008/0.018 |
| | 3.2 ± 0.2/0.126 ± 0.008 | 10 | ZBZ012 | 0.008/0.018 |



ZBZ010

Contact functions (1)

Contacts for standard applications

| Description | Type of contact | | | Sold in lots of | Unit reference | Weight kg/lb |
|----------------|-----------------|----|----|-----------------|----------------|--------------|
| | | NO | NC | | | |
| Contact blocks | Single | 1 | – | 10 | ZBE701 | 0.011/0.024 |
| | | – | 1 | 10 | ZBE702 | 0.011/0.024 |



ZBE701



ZBE702

Contacts for specific applications

| Application | Type of contact | | | Sold in lots of | Unit reference | Weight kg/lb |
|---------------------|-----------------|----|----|-----------------|----------------|--------------|
| | | NO | NC | | | |
| Low power switching | Single | 1 | – | 5 | ZBE7016 | 0.012/0.026 |
| | | – | 1 | 5 | ZBE7026 | 0.012/0.026 |

Light blocks (1)

| Description | Supply voltage V | Color of LED | Sold in lots of | Unit reference | Weight kg/lb |
|---|--------------------|--------------|-----------------|----------------|--------------|
| Integral LED (to combine with heads for integral LED) | 24 ~ (50 or 60 Hz) | White | 5 | ZBVB17 | 0.004/0.009 |
| | | Green | 5 | ZBVB37 | 0.004/0.009 |
| | | Red | 5 | ZBVB47 | 0.004/0.009 |
| | | Orange | 5 | ZBVB57 | 0.004/0.009 |
| | | Blue | 5 | ZBVB67 | 0.004/0.009 |



ZBVB37

Protected LED

(1) For details on support drilling and printed circuit board, refer to the Schneider Electric website, Harmony XB5 page.

Control and signaling units

Harmony XB5, plastic

Body/contact assemblies - Faston connectors



ZBE1023

Contact functions ⁽¹⁾ Faston connectors (6.35 or 2 x 2.8 mm/0.250 or 2 x 0.110 in.)

| Contacts for standard applications | | | | | | |
|------------------------------------|--------------------------------|---|---|-----------------|----------------|--------------|
| Description | Type of contact | | | Sold in lots of | Unit reference | Weight kg/lb |
| Contact blocks | Single | 1 | – | 5 | ZBE1013 | 0.011/0.024 |
| | | – | 1 | 5 | ZBE1023 | 0.011/0.024 |
| | Double | 2 | – | 5 | ZBE2033 | 0.020/0.044 |
| | | 1 | 1 | 5 | ZBE2053 | 0.020/0.044 |
| | Single with body/fixing collar | 1 | – | 1 | ZB5AZ1013 (2) | 0.021/0.046 |
| | | – | 1 | 1 | ZB5AZ1023 (2) | 0.021/0.046 |
| | | 2 | – | 1 | ZB5AZ1033 | 0.030/0.066 |
| | | – | 2 | 1 | ZB5AZ1043 | 0.030/0.066 |
| | | 1 | 1 | 1 | ZB5AZ1053 | 0.030/0.066 |

| Contacts for specific applications | | | | | | | |
|------------------------------------|-----------------|--|---|---|-----------------|----------------|--------------|
| Application | Type of contact | Description | | | Sold in lots of | Unit reference | Weight kg/lb |
| Low power switching | Single | Standard | 1 | – | 5 | ZBE10163 (2) | 0.012/0.026 |
| | | Dusty environments ⁽³⁾ (IP 5X, 50 µm dust) | 1 | – | 5 | ZBE1016P3 (2) | 0.012/0.026 |
| | | | – | 1 | 5 | ZBE1026P3 (2) | 0.012/0.026 |
| High power switching | Single | Standard ⁽⁴⁾ | – | 1 | 1 | ZBE5023 | 0.021/0.046 |
| | | | – | 2 | 1 | ZBE5043 | 0.033/0.073 |



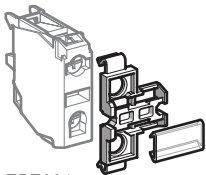
ZBE5043

Clip-on legend holder for electrical blocks with screw clamp terminal connections ⁽⁵⁾

| For use with | Sold in lots of | Unit reference | Weight kg/lb |
|---|-----------------|----------------|--------------|
| Identification of an XB5A control or signaling unit | 10 | ZBZ001 | 0.001/0.002 |

Sheet of 50 blank legends

| | | | |
|----------------------|----|--------|-------------|
| Legend holder ZBZ001 | 10 | ZBY001 | 0.023/0.051 |
|----------------------|----|--------|-------------|



ZBZ001

- (1) The contact blocks enable variable composition of body/contact assemblies. Maximum number of rows possible: 3. Either 3 rows of 3 single contacts or 1 row of 3 double contacts + 1 row of 3 single contacts (double contacts occupy the first 2 rows).
- (2) To order products with screw clamp terminal connections for lugs, replace the 3 at the end of the reference with a 9. Example: ZBE1013 becomes ZBE1019.
- (3) It is not possible to fit an additional contact block on the back of these contact blocks.
- (4) It is not possible to use these contacts with light blocks.
- (5) This legend holder is not compatible with high power switching contacts.




Control and signaling units

Harmony XB5, plastic

Body/contact assemblies and light blocks with

Universal LED

Complete body/contact assemblies and light blocks (1)
Screw clamp terminal connections (Schneider Electric anti-loosening system)

| Light source | Supply voltage V | Type of contact | | Reference | Weight kg/lb | |
|--|------------------------------|---|---|-----------|-----------------|-------------|
| | |  |  | | | |
| Direct supply | | | | | | |
|  ZB5AW0B11 | 24 ~ (50 or 60 Hz) | 1 | – | ZB5AW0B11 | 0.032/0.071 | |
| | | – | 1 | ZB5AW0B12 | 0.032/0.071 | |
| | | 2 | – | ZB5AW0B13 | 0.042/0.093 | |
| | | 1 | 1 | ZB5AW0B15 | 0.042/0.093 | |
| | | 110...120 ~ (50 or 60 Hz) | 1 | – | ZB5AW0G11 | 0.032/0.071 |
| | | | – | 1 | ZB5AW0G12 | 0.032/0.071 |
| | 2 | | – | ZB5AW0G13 | 0.042/0.093 | |
| | 230...240 ~ (50 or 60 Hz) | 1 | 1 | ZB5AW0G15 | 0.042/0.093 | |
| | | 1 | – | ZB5AW0M11 | 0.032/0.071 | |
| | | – | 1 | ZB5AW0M12 | 0.032/0.071 | |
| | | 2 | – | ZB5AW0M13 | 0.042/0.093 | |
| | | 1 | 1 | ZB5AW0M15 | 0.042/0.093 | |



ZB5AW0G13



ZB5AW0M11



ZB5AW0M13

Other versions Complete bodies with Faston connector terminals (6.35 or 2 x 2.8/0.250 or 2 x 0.110 in.). Please contact our Customer Care Center.

(1) Can be fitted with additional contact blocks, see [page 101](#).

Control and signaling units

Harmony XB5, plastic

Body/light assemblies for pilot lights with Universal LED



ZB5AVJ1



| Complete light bodies (fixing collar and light block with Universal LED) | | | |
|---|---------------------------------------|-----------|--------------|
| Screw clamp terminal connections (Schneider Electric anti-loosening system) | | | |
| Light source | Supply voltage V | Reference | Weight kg/lb |
| Universal LED light block | 12 \sim (50 or 60 Hz) | ZB5AVJ1 | 0.022/0.049 |
| | 24 \sim (1) (50 or 60 Hz) | ZB5AVB1 | 0.022/0.049 |
| | 24...120 \sim (50 or 60 Hz) | ZB5AVBG1 | 0.022/0.049 |
| | 110...120 \sim (1) (50 or 60 Hz) | ZB5AVG1 | 0.022/0.049 |
| | 230...240 \sim (1) (50 or 60 Hz) | ZB5AVM1 | 0.022/0.049 |

(1) Complete bodies with Faston connector terminals (6.35 or 2 x 2.8/0.250 or 2 x 0.110 in.), see [page 107](#).


Control and signaling units

Harmony XB5, plastic

Body/contact assemblies and light blocks with BA 9s base fitting



ZB5AW065



ZB5AW035

| Complete body/contact assemblies and light blocks ⁽¹⁾ | | | | | | | |
|---|--|----------------------|----|-----------------------|------------|--------------|-------------|
| For bulb with BA 9s base fitting (incandescent, neon or LED) | | | | | | | |
| Screw clamp terminal connections (Schneider Electric anti-loosening system) | | | | | | | |
| Light source | Supply voltage V | Type of contact | | Color of light source | Reference | Weight kg/lb | |
| | | NO | NC | | | | |
| Direct supply | | | | | | | |
| BA 9s base fitting bulb, 2.4 W max., not included ⁽²⁾ | ≤ 250 | 1 | – | – | ZB5AW061 | 0.031/0.068 | |
| | | – | 1 | – | ZB5AW062 | 0.031/0.068 | |
| | | 2 | – | – | ZB5AW063 | 0.041/0.090 | |
| | | 1 | 1 | – | ZB5AW065 | 0.041/0.090 | |
| Supply via Universal transformer (1.2 VA, 6 V secondary) | | | | | | | |
| Incandescent BA 9s base fitting bulb, included | 110...120 ~ 50 or 60 Hz | 1 | – | – | ZB5AW031 | 0.110/0.243 | |
| | | 1 | 1 | – | ZB5AW035 | 0.119/0.262 | |
| | 230 ~ 50 Hz | 1 | – | – | ZB5AW041 | 0.110/0.243 | |
| | | 1 | 1 | – | ZB5AW045 | 0.119/0.262 | |
| | 220...240 ~ 60 Hz | 1 | – | – | ZB5AW041 | 0.110/0.243 | |
| | | 1 | 1 | – | ZB5AW045 | 0.119/0.262 | |
| | 400 ~ 50 Hz | 1 | – | – | ZB5AW055 | 0.119/0.262 | |
| | | 1 | 1 | – | ZB5AW055 | 0.119/0.262 | |
| | 230 ~ 50 Hz | 220...240 ~ 60 Hz | 1 | 1 | White | ZB5AW04D15 | 0.119/0.262 |
| | | | 1 | 1 | Green | ZB5AW04D35 | 0.119/0.262 |
| 1 | | | 1 | Red | ZB5AW04D45 | 0.119/0.262 | |
| 1 | | | 1 | Orange | ZB5AW04D55 | 0.119/0.262 | |
| 1 | | | 1 | Blue | ZB5AW04D65 | 0.119/0.262 | |
| Other versions | Complete bodies with Universal transformer incorporating Faston connector terminals (6.35 or 2 x 2.8/0.250 or 2 x 0.110 in.). Please contact our Customer Care Center. | | | | | | |

(1) Can be fitted with additional contact blocks, see page 101.

(2) Bulb to be ordered separately, see page 112.

Control and signaling units

Harmony XB5, plastic

Light bodies for pilot lights with BA 9s base fitting



ZB5AV6



ZB5AV3



ZB5AV156

Light blocks

Screw clamp terminal connections (Schneider Electric anti-loosening system)

| Description | Supply voltage V | Sold in lots of | Unit reference | Weight kg/lb |
|---|---------------------|--------------------|-------------------|-----------------|
| Direct supply for BA 9s base fitting bulb, 2.4 W max., not included (1) | ≤ 250 | 5 | ZBV6 | 0.016/0.035 |

Complete light bodies (fixing collar and light block)

For bulb with BA 9s base fitting (incandescent, neon or LED)

Screw clamp terminal connections (Schneider Electric anti-loosening system)

| Light source | Supply voltage V | Color of light source | Reference | Weight kg/lb |
|--|---------------------|--------------------------|-----------|-----------------|
| Direct supply | | | | |
| BA 9s base fitting bulb, 2.4 W max, not included (1) | ≤ 250 | – | ZB5AV6 | 0.022/0.049 |

Supply via Universal transformer (1.2 VA, 6 V secondary)

| | | | | |
|--|---------------------------|--------|----------|-------------|
| BA 9s base fitting incandescent bulb, included | 110...120 ~ - 50 or 60 Hz | – | ZB5AV3 | 0.099/0.218 |
| | 230 ~ - 50 Hz | – | ZB5AV4 | 0.099/0.218 |
| | 220...240 ~ - 60 Hz | – | ZB5AV4 | 0.099/0.218 |
| | 400 ~ - 50 Hz | – | ZB5AV5 | 0.099/0.218 |
| | 440...480 ~ - 60 Hz | – | ZB5AV8 | 0.099/0.218 |
| BA 9s base fitting LED, included | 550...600 ~ - 60 Hz | – | ZB5AV9 | 0.099/0.218 |
| | 400 ~ - 50 or 60 Hz | White | ZB5AV5D1 | 0.102/0.225 |
| | | Green | ZB5AV5D3 | 0.102/0.225 |
| | | Red | ZB5AV5D4 | 0.102/0.225 |
| | | Orange | ZB5AV5D5 | 0.102/0.225 |
| | | Blue | ZB5AV5D6 | 0.102/0.225 |

Complete light bodies with 3-terminal “test” function (fixing collar + light block)

For bulb with BA 9s base fitting (incandescent, neon or LED)

Screw clamp terminal connections (Schneider Electric anti-loosening system)

| Light source | Supply voltage V | Reference | Weight kg/lb |
|--|---------------------|-----------|-----------------|
| Direct supply | | | |
| BA 9s base fitting bulb, 2.4 W max, not included (1) | ≤ 250 | ZB5AV156 | 0.021/0.046 |

Other versions

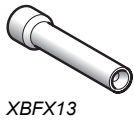
Complete bodies with Faston connector terminals (6.35 or 2 x 2.8/0.250 or 2 x 0.110 in.), see [page 82](#).

(1) Bulb to be ordered separately, see [page 112](#).

Control and signaling units

Harmony XB5, plastic

Accessories for illuminated pushbuttons: bulbs



Bulbs with BA 9s base fitting and associated accessories

| Illuminated pushbuttons | | | | | |
|---|--|--------|---------------------------|---------------------------------|--------------|
| Description | Characteristics | Color | Sold in lots of | Unit reference | Weight kg/lb |
| LEDs | 24 V ~ | White | 1 | DL1CJ0241 | 0.002/0.004 |
| | | Green | 1 | DL1CJ0243 | 0.002/0.004 |
| | | Red | 1 | DL1CJ0244 | 0.002/0.004 |
| | | Orange | 1 | DL1CJ0245 | 0.002/0.004 |
| | | Blue | 1 | DL1CJ0246 | 0.002/0.004 |
| | 48 V ~ | Green | 1 | DL1CJ0483 | 0.002/0.004 |
| | | Red | 1 | DL1CJ0484 | 0.002/0.004 |
| | | Orange | 1 | DL1CJ0485 | 0.002/0.004 |
| | 6 V - 1.2 W | White | 1 | DL1CD0061 | 0.002/0.004 |
| | | Green | 1 | DL1CD0063 | 0.002/0.004 |
| | | Red | 1 | DL1CD0064 | 0.002/0.004 |
| | | Orange | 1 | DL1CD0065 | 0.002/0.004 |
| Blue | | 1 | DL1CD0066 | 0.002/0.004 | |
| Incandescent bulbs | 6 V - 1.2 W | – | 10 | DL1CB006 | 0.002/0.004 |
| | 24 V - 2 W | – | 10 | DL1CE024 | 0.002/0.004 |
| | 120...130 V 2.4 W | – | 10 | DL1CE130 | 0.002/0.004 |
| Neon bulbs | 120...130 V | – | 10 | DL1CF110 | 0.002/0.004 |
| | 230...240 V | – | 10 | DL1CF220 | 0.002/0.004 |
| Bulb extractor | – | – | 1 | XBFX13 | 0.005/0.011 |
| Description | Application | Color | Sold in lots of | Unit reference | Weight kg/lb |
| Add-on square trim | Gives a square appearance to ZB5A circular heads | Black | 10 | ZB5AZ31 | 0.002/0.004 |
| | | Green | 10 | ZB5AZ1715626002 | 0.002/0.004 |
| | | Red | 10 | ZB5AZ1715626001 | 0.002/0.004 |
| | | Blue | 10 | ZB5AZ1715626003 | 0.002/0.004 |
| Nut | For fixing ZB5A heads | Green | 10 | ZB5AZ903 | 0.002/0.004 |
| Fixing nut for flush mounted heads | For fixing ZB5FA heads | Green | 10 | ZB5FAZ901 | 0.102/0.225 |
| Bezel tool | For tightening ZB5AZ901 head fixing nut | | 1 | ZB5AZ905 | 0.016/0.035 |
| Anti-rotation plate | For ZB5A selector switches and Emergency stop pushbutton heads | | 10 | ZB5AZ902 | 0.008/0.018 |
| Anti-rotation plate for flush mounted heads | For ZB5F selector switch heads | | 10 | ZB5FAZ902 | 0.008/0.018 |

Control and signaling units

Harmony XB5, plastic

Accessories for pushbuttons: keys



ZBG455



ZBG455P



ZBGP



ZBDD2

Replacement keys

| Description | Key number | Reference | Weight kg/lb |
|---|--------------|-----------|-----------------|
| For latching mushroom head pushbuttons and selector switches | | | |
| Sets of 2 keys | 455 | ZBG455 | 0.013/0.029 |
| | 421E | ZBG421E | 0.014/0.031 |
| | 458A | ZBG458A | 0.014/0.031 |
| | 520E | ZBG520E | 0.014/0.031 |
| | 3131A | ZBG3131A | 0.014/0.031 |
| | 4A185 | ZBDA185 | 0.014/0.031 |
| | 8D1 | ZBD8D1 | 0.014/0.031 |
| | Specific key | ZBGK (1) | 0.014/0.031 |

For booted selector switches

| | | | |
|--|-----|---------|---|
| Sets of 2 keys, one of which is supplied booted (rubber boot) | 455 | ZBG455P | – |
|--|-----|---------|---|

Accessory for key switches (2)

| Description | Function | Reference | Weight kg/lb |
|--------------------------------|--|-----------|-----------------|
| Keyhole cover (rubber boot) | Protection of lock barrel when no key inserted in lock | ZBGP | 0.005/0.011 |

Boot for standard handle

| Description | For use with | Sold in lots of | Unit reference | Weight kg/lb |
|-----------------------------|------------------------|--------------------|-------------------|-----------------|
| Boot for standard handle | ZB4BD●● and ZB5AD●● | 10 | ZBDD2 | 0.005/0.011 |


(1) Key number to be added when ordering.

(2) Not compatible with products with key TEC10.


Control and signaling units

Harmony XB5, plastic

Legends panel



ZBYLEG304000



ZBYLEG201001



ZBYLEG304001

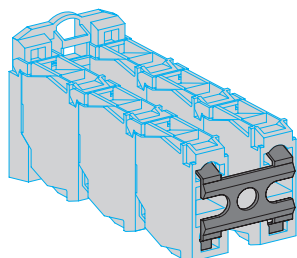


ZBYLEG503001

Legends panel (1)

| Template size mm/in. | Unit reference | Weight kg/lb |
|---------------------------|-------------------|-----------------|
| Unmarked templates | | |
| 100 x 100/3.93 x 3.93 | ZBYLEG101000 | 0.010/0.022 |
| 200 x 100/7.87 x 3.93 | ZBYLEG201000 | 0.010/0.022 |
| 300 x 100/11.81 x 3.93 | ZBYLEG301000 | 0.010/0.022 |
| 300 x 200/11.81 x 7.87 | ZBYLEG302000 | 0.030/0.066 |
| 300 x 300/11.81 x 11.81 | ZBYLEG303000 | 0.030/0.066 |
| 300 x 400/11.81 x 15.74 | ZBYLEG304000 | 0.030/0.066 |
| 400 x 100/15.74 x 3.93 | ZBYLEG401000 | 0.010/0.022 |
| 400 x 200/15.74 x 7.87 | ZBYLEG402000 | 0.050/0.110 |
| 500 x 100/19.68 x 3.93 | ZBYLEG501000 | 0.030/0.066 |
| 500 x 200/19.68 x 7.87 | ZBYLEG502000 | 0.050/0.110 |
| 500 x 300/19.68 x 11.81 | ZBYLEG503000 | 0.050/0.110 |
| 500 x 400/19.68 x 15.74 | ZBYLEG504000 | 0.050/0.110 |
| Marked templates | | |
| 100 x 100/3.93 x 3.93 | ZBYLEG101001 | 0.010/0.022 |
| 200 x 100/7.87 x 3.93 | ZBYLEG201001 | 0.010/0.022 |
| 300 x 100/11.81 x 3.93 | ZBYLEG301001 | 0.010/0.022 |
| 300 x 200/11.81 x 7.87 | ZBYLEG302001 | 0.030/0.066 |
| 300 x 300/11.81 x 11.81 | ZBYLEG303001 | 0.030/0.066 |
| 300 x 400/11.81 x 15.74 | ZBYLEG304001 | 0.030/0.066 |
| 400 x 100/15.74 x 3.93 | ZBYLEG401001 | 0.010/0.022 |
| 400 x 200/15.74 x 7.87 | ZBYLEG402001 | 0.050/0.110 |
| 500 x 100/19.68 x 3.93 | ZBYLEG501001 | 0.030/0.066 |
| 500 x 200/19.68 x 7.87 | ZBYLEG502001 | 0.050/0.110 |
| 500 x 300/19.68 x 11.81 | ZBYLEG503001 | 0.050/0.110 |
| 500 x 400/19.68 x 15.74 | ZBYLEG504001 | 0.050/0.110 |

(1) To add customized markings on these references using the web customization tool, see [page 5](#)



ZBZ007

Other accessories

| Description | For use with | Color | Sold in lots of | Unit reference | | Weight kg/lb |
|-----------------------------------|--|-------|-----------------|-----------------|----------------|--------------|
| | | | | For black bezel | For gray bezel | |
| Plastic clips | 2 or 3 levels of ZBE10● contact blocks in high vibration environment | – | 10 | ZBZ007 | – | 0.001/0.002 |
| Dummy contact block | ZBE10● contact blocks and ZBV5B transformer blocks | – | 5 | ZBE000 | – | 0.006/0.013 |
| Set of tabs for Faston connection | ZBE10● contact blocks and ZBV● light blocks | – | 10 | ZBZ003 | – | – |

| D | | | | | | | | | |
|-----------|-----|---------------|----|--------------|----|--------------|----|--------------|----|
| DL1CD0061 | 112 | XB5AD912R4K7 | 64 | XB5AP31 | 31 | XB5AW28G5 | 63 | XB5EVG8 | 60 |
| DL1CD0063 | 112 | XB5AD912R10K | 64 | XB5AP31C0 | 31 | XB5AW31B5 | 33 | XB5EVM1 | 60 |
| DL1CD0064 | 112 | XB5AD912R47K | 64 | XB5AP42 | 31 | XB5AW31B5C0 | 33 | XB5EVM3 | 60 |
| DL1CD0065 | 112 | XB5AD912R100K | 64 | XB5AP51 | 31 | XB5AW31G5 | 33 | XB5EVM4 | 60 |
| DL1CD0066 | 112 | XB5AD912R470K | 64 | XB5AP51C0 | 31 | XB5AW31G5C0 | 33 | XB5EVM5 | 60 |
| DL1CE024 | 112 | XB5AG03 | 56 | XB5AP61 | 31 | XB5AW31M5 | 33 | XB5EVM6 | 60 |
| DL1CE130 | 112 | XB5AG03C0 | 56 | XB5AP61C0 | 31 | XB5AW31M5C0 | 33 | XB5EVM8 | 60 |
| DL1CF110 | 112 | XB5AG21 | 56 | XB5AS84W3B5 | 43 | XB5AW33B5 | 33 | XB5FA11 | 79 |
| DL1CF220 | 112 | XB5AG21C0 | 56 | XB5AS84W3B41 | 43 | XB5AW33B5C0 | 33 | XB5FA11C0 | 79 |
| DL1CJ0241 | 112 | XB5AG33 | 56 | XB5AS8442 | 41 | XB5AW33G5 | 33 | XB5FA21 | 79 |
| DL1CJ0243 | 112 | XB5AG33C0 | 56 | XB5AS8444 | 41 | XB5AW33G5C0 | 33 | XB5FA21C0 | 79 |
| DL1CJ0244 | 112 | XB5AG41 | 56 | XB5AS8445 | 41 | XB5AW33M5 | 33 | XB5FA31 | 79 |
| DL1CJ0245 | 112 | XB5AG41C0 | 56 | XB5AS8446 | 41 | XB5AW33M5C0 | 33 | XB5FA31C0 | 79 |
| DL1CJ0246 | 112 | XB5AG61 | 56 | XB5AS9442 | 41 | XB5AW34B5 | 33 | XB5FA42 | 79 |
| DL1CJ0483 | 112 | XB5AG61C0 | 56 | XB5AS9445 | 41 | XB5AW34B5C0 | 33 | XB5FA42C0 | 79 |
| DL1CJ0484 | 112 | XB5AJ21 | 55 | XB5AS84449 | 45 | XB5AW34G5 | 33 | XB5FA51 | 79 |
| DL1CJ0485 | 112 | XB5AJ21C0 | 55 | XB5AS84462 | 41 | XB5AW34G5C0 | 33 | XB5FA51C0 | 79 |
| | | XB5AJ33 | 55 | XB5AS86449B4 | 45 | XB5AW34M5 | 33 | XB5FA61 | 79 |
| | | XB5AJ33C0 | 55 | XB5AT842 | 41 | XB5AW34M5C0 | 33 | XB5FA61C0 | 79 |
| | | XB5AJ53 | 55 | XB5AT845 | 41 | XB5AW35B5 | 33 | XB5FA3311 | 81 |
| | | XB5AJ53C0 | 55 | XB5AV5B1 | 62 | XB5AW35B5C0 | 33 | XB5FA3311C0 | 81 |
| | | XB5AK123B5 | 58 | XB5AV5B3 | 62 | XB5AW35G5 | 33 | XB5FA3341 | 81 |
| | | XB5AK123B5C0 | 58 | XB5AV5B4 | 62 | XB5AW35G5C0 | 33 | XB5FA3341C0 | 81 |
| | | XB5AK123G5 | 58 | XB5AV5B5 | 62 | XB5AW35M5 | 33 | XB5FA3351 | 81 |
| | | XB5AK123G5C0 | 58 | XB5AV5B6 | 62 | XB5AW35M5C0 | 33 | XB5FA3351C0 | 81 |
| | | XB5AK123M5 | 58 | XB5AV31 | 62 | XB5AW36B5 | 33 | XB5FA4322 | 81 |
| | | XB5AK123M5C0 | 58 | XB5AV33 | 62 | XB5AW36B5C0 | 33 | XB5FA4322C0 | 81 |
| | | XB5AK124B5 | 58 | XB5AV34 | 62 | XB5AW36G5 | 33 | XB5FD21 | 87 |
| | | XB5AK124B5C0 | 58 | XB5AV35 | 62 | XB5AW36G5C0 | 33 | XB5FD21C0 | 87 |
| | | XB5AK124G5 | 58 | XB5AV41 | 62 | XB5AW36M5 | 33 | XB5FD25 | 87 |
| | | XB5AK124G5C0 | 58 | XB5AV43 | 62 | XB5AW36M5C0 | 33 | XB5FD25C0 | 87 |
| | | XB5AK124M5 | 58 | XB5AV44 | 62 | XB5AW3165 | 36 | XB5FD33 | 87 |
| | | XB5AK124M5C0 | 58 | XB5AV45 | 62 | XB5AW3365 | 36 | XB5FD33C0 | 87 |
| | | XB5AK125B5 | 58 | XB5AV61 | 62 | XB5AW3465 | 36 | XB5FD41 | 87 |
| | | XB5AK125B5C0 | 58 | XB5AV63 | 62 | XB5AW3565 | 36 | XB5FD41C0 | 87 |
| | | XB5AK125G5 | 58 | XB5AV64 | 62 | XB5AW73731B5 | 37 | XB5FD53 | 87 |
| | | XB5AK125G5C0 | 58 | XB5AV65 | 62 | XB5AW73731G5 | 37 | XB5FD53C0 | 87 |
| | | XB5AK125M5 | 58 | XB5AVB1 | 60 | XB5AW73731M5 | 37 | XB5FG03 | 89 |
| | | XB5AK125M5C0 | 58 | XB5AVB3 | 60 | XB5DSB | 65 | XB5FG03C0 | 89 |
| | | XB5AK133B5 | 58 | XB5AVB4 | 60 | XB5DSG | 65 | XB5FG21 | 89 |
| | | XB5AK133B5C0 | 58 | XB5AVB5 | 60 | XB5DSM | 65 | XB5FG21C0 | 89 |
| | | XB5AK133G5 | 58 | XB5AVB6 | 60 | XB5DT1S | 66 | XB5FG33 | 89 |
| | | XB5AK133G5C0 | 58 | XB5AVG1 | 60 | XB5DTB22 | 65 | XB5FG33C0 | 89 |
| | | XB5AK133M5 | 58 | XB5AVG3 | 60 | XB5DTB23 | 65 | XB5FG41 | 89 |
| | | XB5AK133M5C0 | 58 | XB5AVG4 | 60 | XB5DTB24 | 65 | XB5FG41C0 | 89 |
| | | XB5AK134B5 | 58 | XB5AVG5 | 60 | XB5DTB25 | 65 | XB5FG61 | 89 |
| | | XB5AK134B5C0 | 58 | XB5AVG6 | 60 | XB5DTGM2 | 65 | XB5FG61C0 | 89 |
| | | XB5AK134G5 | 58 | XB5AVM1 | 60 | XB5DTGM3 | 65 | XB5FJ21 | 88 |
| | | XB5AK134G5C0 | 58 | XB5AVM3 | 60 | XB5DTGM4 | 65 | XB5FJ21C0 | 88 |
| | | XB5AK134M5 | 58 | XB5AVM4 | 60 | XB5DTGM5 | 65 | XB5FJ33 | 88 |
| | | XB5AK134M5C0 | 58 | XB5AVM5 | 60 | XB5EV57K4 | 63 | XB5FJ33C0 | 88 |
| | | XB5AK135B5 | 58 | XB5AVM6 | 60 | XB5EV57L4 | 63 | XB5FJ53 | 88 |
| | | XB5AK135B5C0 | 58 | XB5AW21B5 | 63 | XB5EVB1 | 60 | XB5FJ53C0 | 88 |
| | | XB5AK135G5 | 58 | XB5AW21G5 | 63 | XB5EVB3 | 60 | XB5FK123B5 | 91 |
| | | XB5AK135G5C0 | 58 | XB5AW23B5 | 63 | XB5EVB4 | 60 | XB5FK123B5C0 | 91 |
| | | XB5AK135M5 | 58 | XB5AW23G5 | 63 | XB5EVB5 | 60 | XB5FK123G5 | 91 |
| | | XB5AK135M5C0 | 58 | XB5AW24B5 | 63 | XB5EVB6 | 60 | XB5FK123G5C0 | 91 |
| | | XB5AL42 | 30 | XB5AW24G5 | 63 | XB5EVB8 | 60 | XB5FK123M5 | 91 |
| | | XB5AL42C0 | 30 | XB5AW25B5 | 63 | XB5EVG1 | 60 | XB5FK123M5C0 | 91 |
| | | XB5AL73415 | 37 | XB5AW25G5 | 63 | XB5EVG3 | 60 | XB5FK124B5 | 91 |
| | | XB5AL84101 | 64 | XB5AW26B5 | 63 | XB5EVG4 | 60 | XB5FK124B5C0 | 91 |
| | | XB5AP21 | 31 | XB5AW26G5 | 63 | XB5EVG5 | 60 | XB5FK124G5 | 91 |
| | | XB5AP21C0 | 31 | XB5AW28B5 | 63 | XB5EVG6 | 60 | XB5FK124M5 | 91 |

| | | | | | | | | | |
|--------------|----|-------------|-----|------------|----|-------------|----|------------|----|
| XB5FK124M5C0 | 91 | XB5FW34B5C0 | 82 | ZB5AA8 | 29 | ZB5AA7213 | 37 | ZB5AG2 | 56 |
| XB5FK125B5 | 91 | XB5FW34G5 | 82 | ZB5AA8C0 | 29 | ZB5AA7340 | 37 | ZB5AG02 | 56 |
| XB5FK125B5C0 | 91 | XB5FW34G5C0 | 82 | ZB5AA9 | 29 | ZB5AA7341 | 37 | ZB5AG2C0 | 56 |
| XB5FK125G5 | 91 | XB5FW34M5 | 82 | ZB5AA16 | 30 | ZB5AA71123 | 38 | ZB5AG2D | 57 |
| XB5FK125M5 | 91 | XB5FW34M5C0 | 82 | ZB5AA16C0 | 30 | ZB5AA71124 | 38 | ZB5AG02D | 57 |
| XB5FK125M5C0 | 91 | XB5FW35B5 | 82 | ZB5AA18 | 29 | ZB5AA72124 | 38 | ZB5AG2DC0 | 57 |
| XB5FK133B5 | 91 | XB5FW35B5C0 | 82 | | 34 | ZB5AA73134 | 38 | ZB5AG3 | 56 |
| XB5FK133B5C0 | 91 | XB5FW35G5 | 82 | ZB5AA18C0 | 29 | ZB5AC2 | 39 | ZB5AG3C0 | 56 |
| XB5FK133G5 | 91 | XB5FW35G5C0 | 82 | | 34 | ZB5AC3 | 39 | ZB5AG3D | 57 |
| XB5FK133M5 | 91 | XB5FW35M5 | 82 | ZB5AA26 | 30 | ZB5AC4 | 39 | ZB5AG03D | 57 |
| XB5FK133M5C0 | 91 | XB5FW35M5C0 | 82 | ZB5AA26C0 | 30 | ZB5AC5 | 39 | ZB5AG4 | 56 |
| XB5FK134B5 | 91 | XB5FW36B5 | 82 | ZB5AA36 | 30 | ZB5AC6 | 39 | ZB5AG4C0 | 56 |
| XB5FK134G5 | 91 | XB5FW36B5C0 | 82 | ZB5AA36C0 | 30 | ZB5AC24 | 39 | ZB5AG4D | 57 |
| XB5FK134M5 | 91 | XB5FW36G5 | 82 | ZB5AA38 | 29 | ZB5AC34 | 39 | ZB5AG4DC0 | 57 |
| XB5FK135B5 | 91 | XB5FW36G5C0 | 82 | ZB5AA38C0 | 29 | ZB5AC44 | 39 | ZB5AG5 | 56 |
| XB5FK135G5 | 91 | XB5FW36M5 | 82 | | 34 | ZB5AC54 | 39 | ZB5AG05 | 56 |
| XB5FK135M5 | 91 | XB5FW36M5C0 | 82 | ZB5AA46 | 30 | ZB5AC64 | 39 | ZB5AG05C0 | 56 |
| XB5FL42 | 80 | XB5KS2B4 | 65 | ZB5AA46C0 | 30 | ZB5AC180 | 51 | ZB5AG6 | 56 |
| XB5FL42C0 | 80 | XB5KS2B8 | 65 | ZB5AA48 | 29 | ZB5AC280 | 51 | ZB5AG6C0 | 56 |
| XB5FL4322 | 81 | XB5KS2G4 | 65 | | 34 | ZB5AC380 | 51 | ZB5AG6D | 57 |
| XB5FVB1 | 92 | XB5KS2G8 | 65 | ZB5AA48C0 | 29 | ZB5AC480 | 51 | ZB5AG7 | 56 |
| XB5FVB1C0 | 92 | XB5KS2M4 | 65 | | 34 | ZB5AC580 | 51 | ZB5AG7C0 | 56 |
| XB5FVB3 | 92 | XB5KS2M8 | 65 | ZB5AA56 | 30 | ZB5AC680 | 51 | ZB5AG07D | 57 |
| XB5FVB3C0 | 92 | XB5KSB | 65 | ZB5AA58 | 29 | ZB5AC28001 | 51 | ZB5AG7D | 57 |
| XB5FVB4 | 92 | XB5KSG | 65 | | 34 | ZB5AC38023 | 51 | ZB5AG8 | 56 |
| XB5FVB4C0 | 92 | XB5KSM | 65 | ZB5AA58C0 | 29 | ZB5AC48021 | 51 | ZB5AG08 | 56 |
| XB5FVB5 | 92 | XB5PRJ45 | 66 | | 34 | ZB5AD2 | 54 | ZB5AG08C0 | 56 |
| XB5FVB5C0 | 92 | XB5PUSB3 | 66 | ZB5AA66 | 30 | ZB5AD2C0 | 54 | ZB5AG9 | 56 |
| XB5FVB6 | 92 | XBFX13 | 112 | ZB5AA66C0 | 30 | ZB5AD3 | 54 | ZB5AG09 | 56 |
| XB5FVB6C0 | 92 | XBH1AA0G4 | 66 | ZB5AA68 | 29 | ZB5AD3C0 | 54 | ZB5AG9C0 | 56 |
| XB5FVG1 | 92 | XBH1AA0R4 | 66 | | 34 | ZB5AD4 | 54 | ZB5AH01 | 52 |
| XB5FVG1C0 | 92 | XD5PA12 | 67 | ZB5AA68C0 | 29 | ZB5AD4C0 | 54 | ZB5AH1 | 52 |
| XB5FVG3 | 92 | XD5PA14 | 67 | | 34 | ZB5AD5 | 54 | ZB5AH01C0 | 52 |
| XB5FVG3C0 | 92 | XD5PA22 | 67 | ZB5AA79 | 37 | ZB5AD5C0 | 54 | ZB5AH1C0 | 52 |
| XB5FVG4 | 92 | XD5PA24 | 67 | ZB5AA88 | 34 | ZB5AD7 | 54 | ZB5AH02 | 52 |
| XB5FVG4C0 | 92 | | | ZB5AA88C0 | 34 | ZB5AD7C0 | 54 | ZB5AH2 | 52 |
| XB5FVG5 | 92 | | | ZB5AA98 | 29 | ZB5AD8 | 54 | ZB5AH02C0 | 52 |
| XB5FVG5C0 | 92 | Z | | | 34 | ZB5AD8C0 | 54 | ZB5AH2C0 | 52 |
| XB5FVG6 | 92 | ZB2BE101 | 101 | ZB5AA131 | 32 | ZB5AD28 | 57 | ZB5AH03 | 52 |
| XB5FVG6C0 | 92 | ZB2BE102 | 101 | ZB5AA131C0 | 32 | ZB5AD28C0 | 57 | ZB5AH3 | 52 |
| XB5FVM1 | 92 | ZB4BZ007 | 77 | ZB5AA145 | 32 | ZB5AD29C0 | 57 | ZB5AH03C0 | 52 |
| XB5FVM1C0 | 92 | ZB4BZ62 | 49 | ZB5AA232 | 32 | ZB5AD29C0 | 57 | ZB5AH3C0 | 52 |
| XB5FVM3 | 92 | ZB4BZ64 | 49 | ZB5AA234 | 32 | ZB5AD39 | 57 | ZB5AH04 | 52 |
| XB5FVM3C0 | 92 | ZB4BZ65 | 49 | ZB5AA245 | 32 | ZB5AD39C0 | 57 | ZB5AH4 | 52 |
| XB5FVM4 | 92 | ZB4BZ66 | 49 | ZB5AA331 | 32 | ZB5AD48C0 | 57 | ZB5AH04C0 | 52 |
| XB5FVM4C0 | 92 | ZB4BZ0077 | 77 | ZB5AA333 | 32 | ZB5AD49C0 | 57 | ZB5AH4C0 | 52 |
| XB5FVM5 | 92 | ZB4BZ1905 | 49 | ZB5AA333C0 | 32 | ZB5AD59 | 57 | ZB5AH05 | 52 |
| XB5FVM5C0 | 92 | ZB4BZ2005 | 49 | ZB5AA334 | 32 | ZB5AD59C0 | 57 | ZB5AH5 | 52 |
| XB5FVM6 | 92 | ZB4BZ2105 | 49 | ZB5AA334C0 | 32 | ZB5AD79C0 | 57 | ZB5AH05C0 | 52 |
| XB5FVM6C0 | 92 | ZB4FBZ007 | 95 | ZB5AA335 | 32 | ZB5AD89C0 | 57 | ZB5AH5C0 | 52 |
| XB5FW31B5 | 82 | ZB4FBZ014 | 95 | ZB5AA335C0 | 32 | ZB5AD912 | 64 | ZB5AH06 | 52 |
| XB5FW31B5C0 | 82 | ZB5AA0 | 29 | ZB5AA336 | 32 | ZB5AD922 | 64 | ZB5AH6 | 52 |
| XB5FW31G5 | 82 | ZB5AA1 | 29 | ZB5AA341 | 32 | ZB5AD2801 | 57 | ZB5AH06C0 | 52 |
| XB5FW31G5C0 | 82 | ZB5AA1C0 | 29 | ZB5AA342 | 32 | ZB5AD2801C0 | 57 | ZB5AH6C0 | 52 |
| XB5FW31M5 | 82 | ZB5AA2 | 29 | ZB5AA343 | 32 | ZB5AD2804 | 57 | ZB5AH013 | 52 |
| XB5FW31M5C0 | 82 | ZB5AA2C0 | 29 | ZB5AA344 | 32 | ZB5AD2804C0 | 57 | ZB5AH13C0 | 52 |
| XB5FW33B5 | 82 | ZB5AA3 | 29 | ZB5AA432 | 32 | ZB5AD2806C0 | 57 | ZB5AH13C0 | 52 |
| XB5FW33B5C0 | 82 | ZB5AA3C0 | 29 | ZB5AA433 | 32 | ZB5AF | 53 | ZB5AH033 | 52 |
| XB5FW33G5 | 82 | ZB5AA4 | 29 | ZB5AA434 | 32 | ZB5AF351 | 53 | ZB5AH33 | 52 |
| XB5FW33G5C0 | 82 | ZB5AA4C0 | 29 | ZB5AA434C0 | 32 | ZB5AG0C0 | 56 | ZB5AH033C0 | 52 |
| XB5FW33M5 | 82 | ZB5AA5 | 29 | ZB5AA435 | 32 | ZB5AG0D | 57 | ZB5AH33C0 | 52 |
| XB5FW33M5C0 | 82 | ZB5AA5C0 | 29 | ZB5AA435 | 32 | ZB5AG1 | 56 | ZB5AH043 | 52 |
| XB5FW33M5C0 | 82 | ZB5AA6 | 29 | ZB5AA791 | 38 | | | | |
| XB5FW34B5 | 82 | ZB5AA6C0 | 29 | ZB5AA7120 | 37 | | | | |
| | | | | ZB5AA7121 | 37 | | | | |

| | | | | | | | | | |
|-------------|----|-------------|----|---------------|-----|-------------|-----|-------------|-----|
| ZB5AH43 | 52 | ZB5AK1513 | 59 | ZB5AP4S | 31 | ZB5AV5D1 | 111 | ZB5AW11 | 36 |
| ZB5AH043C0 | 52 | ZB5AK1513C0 | 59 | | 70 | ZB5AV5D3 | 111 | ZB5AW13 | 36 |
| ZB5AH43C0 | 52 | ZB5AK1533 | 59 | ZB5AP5 | 31 | ZB5AV5D4 | 111 | ZB5AW14 | 36 |
| ZB5AH053 | 52 | ZB5AK1533C0 | 59 | ZB5AP5S | 31 | ZB5AV5D5 | 111 | ZB5AW15 | 36 |
| ZB5AH53 | 52 | | | | 70 | ZB5AV5D6 | 111 | ZB5AW16 | 36 |
| ZB5AH053C0 | 52 | ZB5AK1543 | 59 | ZB5AP6 | 31 | ZB5AV05S | 62 | ZB5AW17 | 36 |
| ZB5AH53C0 | 52 | ZB5AK1543C0 | 59 | ZB5AP6S | 31 | ZB5AV06 | 62 | ZB5AW31 | 36 |
| ZB5AH063 | 52 | ZB5AK1553 | 59 | | 70 | ZB5AV6 | 111 | ZB5AW031 | 110 |
| ZB5AH63 | 52 | ZB5AK1553C0 | 59 | ZB5AP18 | 31 | ZB5AV06S | 62 | ZB5AW33 | 36 |
| ZB5AH063C0 | 52 | ZB5AK1563 | 59 | ZB5AP38 | 31 | ZB5AV07 | 62 | ZB5AW34 | 36 |
| ZB5AH63C0 | 52 | ZB5AK1563C0 | 59 | ZB5AP48 | 31 | ZB5AV07S | 62 | ZB5AW35 | 36 |
| ZB5AH083 | 52 | ZB5AK1583 | 59 | ZB5AP58 | 31 | ZB5AV8 | 111 | ZB5AW035 | 110 |
| ZB5AH83 | 52 | ZB5AK1583C0 | 59 | ZB5AP68 | 31 | ZB5AV9 | 111 | ZB5AW36 | 36 |
| ZB5AH083C0 | 52 | ZB5AK1713 | 59 | ZB5AP183 | 31 | ZB5AV013 | 61 | ZB5AW37 | 36 |
| ZB5AH83C0 | 52 | ZB5AK1713C0 | 59 | ZB5AP383 | 31 | ZB5AV013E | 61 | ZB5AW041 | 110 |
| ZB5AJ2 | 55 | ZB5AK1733 | 59 | ZB5AP483 | 31 | ZB5AV013S | 61 | ZB5AW045 | 110 |
| ZB5AJ2C0 | 55 | ZB5AK1733C0 | 59 | ZB5AP583 | 31 | ZB5AV033 | 61 | ZB5AW055 | 110 |
| ZB5AJ3 | 55 | ZB5AK1743 | 59 | ZB5AP683 | 31 | ZB5AV033E | 61 | ZB5AW061 | 110 |
| ZB5AJ3C0 | 55 | ZB5AK1743C0 | 59 | ZB5AR2 | 39 | ZB5AV033S | 61 | ZB5AW062 | 110 |
| ZB5AJ4 | 55 | ZB5AK1753 | 59 | ZB5AR3 | 39 | ZB5AV043 | 61 | ZB5AW063 | 110 |
| ZB5AJ4C0 | 55 | ZB5AK1753C0 | 59 | ZB5AR4 | 39 | ZB5AV043E | 61 | ZB5AW065 | 110 |
| ZB5AJ5 | 55 | ZB5AK1763 | 59 | ZB5AR5 | 39 | ZB5AV043S | 61 | ZB5AW113 | 35 |
| ZB5AJ5C0 | 55 | ZB5AK1763C0 | 59 | ZB5AR6 | 39 | ZB5AV053 | 61 | ZB5AW113C0 | 35 |
| ZB5AJ7 | 55 | ZB5AK1783 | 59 | ZB5AS12 | 40 | ZB5AV053E | 61 | ZB5AW133 | 35 |
| ZB5AJ7C0 | 55 | ZB5AK1783C0 | 59 | ZB5AS42 | 40 | ZB5AV053S | 61 | ZB5AW133C0 | 35 |
| ZB5AJ8 | 55 | ZB5AK1813 | 59 | ZB5AS52 | 40 | ZB5AV063 | 61 | ZB5AW143 | 35 |
| ZB5AJ8C0 | 55 | ZB5AK1813C0 | 59 | ZB5AS55 | 40 | ZB5AV063E | 61 | ZB5AW143C0 | 35 |
| ZB5AK1213 | 59 | ZB5AK1833 | 59 | ZB5AS62 | 40 | ZB5AV063S | 61 | ZB5AW153 | 35 |
| ZB5AK1213C0 | 59 | ZB5AK1833C0 | 59 | ZB5AS72 | 40 | ZB5AV083 | 61 | ZB5AW153C0 | 35 |
| ZB5AK1233 | 59 | ZB5AK1843 | 59 | ZB5AS84W00 | 43 | ZB5AV083E | 61 | ZB5AW163 | 35 |
| ZB5AK1233C0 | 59 | ZB5AK1843C0 | 59 | ZB5AS84W2B | 43 | ZB5AV083S | 61 | ZB5AW163C0 | 35 |
| ZB5AK1243 | 59 | ZB5AK1853 | 59 | ZB5AS84W2G | 43 | ZB5AV156 | 111 | ZB5AW183 | 35 |
| ZB5AK1243C0 | 59 | ZB5AK1853C0 | 59 | ZB5AS84W2M | 43 | ZB5AVB1 | 109 | ZB5AW183C0 | 35 |
| ZB5AK1253 | 59 | ZB5AK1863 | 59 | ZB5AS84W3B | 43 | ZB5AVBG1 | 109 | ZB5AW313 | 34 |
| ZB5AK1253C0 | 59 | ZB5AK1863C0 | 59 | ZB5AS834 | 41 | ZB5AVG1 | 109 | ZB5AW313C0 | 34 |
| ZB5AK1263 | 59 | ZB5AK1883 | 59 | ZB5AS842Y | 50 | ZB5AVJ1 | 109 | ZB5AW313S | 34 |
| ZB5AK1263C0 | 59 | ZB5AK1883C0 | 59 | ZB5AS844 | 41 | ZB5AVM1 | 109 | ZB5AW313SC0 | 34 |
| ZB5AK1283 | 59 | ZB5AL1 | 30 | ZB5AS934 | 41 | ZB5AW0B11 | 108 | ZB5AW333 | 34 |
| ZB5AK1283C0 | 59 | ZB5AL1C0 | 30 | ZB5AS944 | 41 | ZB5AW0B12 | 108 | ZB5AW333C0 | 34 |
| ZB5AK1313 | 59 | ZB5AL2 | 30 | ZB5AS944D | 41 | ZB5AW0B13 | 108 | ZB5AW333S | 34 |
| ZB5AK1313C0 | 59 | ZB5AL2C0 | 30 | ZB5AS964 | 41 | ZB5AW0B15 | 108 | ZB5AW333SC0 | 34 |
| ZB5AK1333 | 59 | ZB5AL3 | 30 | ZB5AT2 | 40 | ZB5AW0G11 | 108 | ZB5AW343 | 34 |
| ZB5AK1333C0 | 59 | ZB5AL3C0 | 30 | ZB5AT24 | 40 | ZB5AW0G12 | 108 | ZB5AW343C0 | 34 |
| ZB5AK1343 | 59 | ZB5AL4 | 30 | ZB5AT84 | 41 | ZB5AW0G13 | 108 | ZB5AW343S | 34 |
| ZB5AK1343C0 | 59 | ZB5AL4C0 | 30 | ZB5AT844 | 41 | ZB5AW0G15 | 108 | ZB5AW343SC0 | 34 |
| ZB5AK1353 | 59 | ZB5AL5 | 30 | ZB5AT8643M | 44 | ZB5AW0M11 | 108 | ZB5AW353 | 34 |
| ZB5AK1353C0 | 59 | ZB5AL5C0 | 30 | ZB5AT8643M130 | 44 | ZB5AW0M12 | 108 | ZB5AW353C0 | 34 |
| ZB5AK1363 | 59 | ZB5AL6 | 30 | ZB5AT8643M140 | 44 | ZB5AW0M13 | 108 | ZB5AW353S | 34 |
| ZB5AK1363C0 | 59 | ZB5AL6C0 | 30 | ZB5AT8643M230 | 44 | ZB5AW0M15 | 108 | ZB5AW353SC0 | 34 |
| ZB5AK1383 | 59 | ZB5AL232 | 32 | ZB5AT8643M330 | 44 | ZB5AW04D15 | 110 | ZB5AW363 | 34 |
| ZB5AK1383C0 | 59 | ZB5AL432 | 32 | ZB5AT8643M430 | 44 | ZB5AW04D35 | 110 | ZB5AW363C0 | 34 |
| ZB5AK1413 | 59 | ZB5AL432C0 | 32 | ZB5AT8643M630 | 44 | ZB5AW04D45 | 110 | ZB5AW363S | 34 |
| ZB5AK1413C0 | 59 | ZB5AL434 | 32 | ZB5AV01 | 62 | ZB5AW04D55 | 110 | ZB5AW363SC0 | 34 |
| ZB5AK1433 | 59 | ZB5AL7340 | 37 | ZB5AV01S | 62 | ZB5AW04D65 | 110 | ZB5AW383 | 34 |
| ZB5AK1433C0 | 59 | ZB5AL7341 | 37 | ZB5AV003 | 61 | ZB5AW7A9 | 37 | ZB5AW383C0 | 34 |
| ZB5AK1443 | 59 | ZB5AP1 | 31 | ZB5AV03 | 62 | ZB5AW7A1715 | 37 | ZB5AW383S | 34 |
| ZB5AK1443C0 | 59 | ZB5AP1S | 31 | ZB5AV3 | 111 | ZB5AW7A1720 | 37 | ZB5AW383SC0 | 34 |
| ZB5AK1453 | 59 | | 70 | ZB5AV01 | 62 | ZB5AW7A1721 | 37 | ZB5AW513 | 34 |
| ZB5AK1453C0 | 59 | ZB5AP2 | 31 | ZB5AV03S | 62 | ZB5AW7A1724 | 37 | ZB5AW513C0 | 34 |
| ZB5AK1463 | 59 | ZB5AP2S | 31 | ZB5AV04 | 62 | ZB5AW7A3740 | 37 | ZB5AW533 | 34 |
| ZB5AK1463C0 | 59 | | 70 | ZB5AV4 | 111 | ZB5AW7A3741 | 37 | ZB5AW533C0 | 34 |
| ZB5AK1483 | 59 | ZB5AP3 | 31 | ZB5AV04S | 62 | ZB5AW7L3740 | 37 | ZB5AW543 | 34 |
| ZB5AK1483C0 | 59 | ZB5AP3S | 31 | ZB5AV05 | 62 | ZB5AW7L3741 | 37 | ZB5AW543C0 | 34 |
| | | ZB5AP4 | 31 | ZB5AV5 | 111 | | | | |

| | | | | | | | | | |
|-----------------|-----|------------|----|------------|-----|------------|----|------------|----|
| ZB5AW553 | 34 | ZB5FA3C0 | 79 | ZB5FA344 | 81 | ZB5FG07D | 90 | ZB5FJ3C0 | 88 |
| ZB5AW553C0 | 34 | ZB5FA3M33 | 79 | ZB5FA432 | 81 | ZB5FG8 | 89 | ZB5FJ4 | 88 |
| ZB5AW563 | 34 | ZB5FA4 | 79 | ZB5FA432C0 | 81 | ZB5FG08 | 89 | ZB5FJ4C0 | 88 |
| ZB5AW563C0 | 34 | ZB5FA4C0 | 79 | ZB5FA433 | 81 | ZB5FG08C0 | 89 | ZB5FJ5 | 88 |
| ZB5AW583 | 34 | ZB5FA5 | 79 | ZB5FA434 | 81 | ZB5FG8D | 90 | ZB5FJ5C0 | 88 |
| ZB5AW583C0 | 34 | ZB5FA5C0 | 79 | ZB5FA434C0 | 81 | ZB5FG08D | 90 | ZB5FJ7 | 88 |
| ZB5AW713 | 40 | ZB5FA6 | 79 | ZB5FA435 | 81 | ZB5FG9 | 89 | ZB5FJ7C0 | 88 |
| ZB5AW733 | 40 | ZB5FA6C0 | 79 | ZB5FAZ901 | 112 | ZB5FG09 | 89 | ZB5FJ8 | 88 |
| ZB5AW743 | 44 | ZB5FA8 | 79 | ZB5FAZ902 | 112 | ZB5FG9D | 90 | ZB5FJ8C0 | 88 |
| ZB5AW753 | 40 | ZB5FA8C0 | 79 | ZB5FD2 | 87 | ZB5FG09D | 90 | ZB5FL1 | 80 |
| ZB5AW763 | 40 | ZB5FA9 | 79 | ZB5FD2C0 | 87 | ZB5FH0 | 85 | ZB5FL2 | 80 |
| ZB5AW913 | 34 | ZB5FA9C0 | 79 | ZB5FD2M178 | 87 | ZB5FH0C0 | 85 | ZB5FL2C0 | 80 |
| ZB5AW933 | 34 | ZB5FA16 | 79 | ZB5FD3 | 87 | ZB5FH01 | 85 | ZB5FL3 | 80 |
| ZB5AW943 | 34 | ZB5FA16C0 | 79 | ZB5FD3C0 | 87 | ZB5FH1 | 85 | ZB5FL3C0 | 80 |
| ZB5AW953 | 34 | ZB5FA18 | 79 | ZB5FD4 | 87 | ZB5FH01C0 | 85 | ZB5FL4 | 80 |
| ZB5AW963 | 34 | | 83 | ZB5FD4C0 | 87 | ZB5FH1C0 | 85 | ZB5FL4C0 | 80 |
| ZB5AW983 | 34 | ZB5FA18C0 | 79 | ZB5FD5 | 87 | ZB5FH02 | 85 | ZB5FL4M34 | 80 |
| ZB5AX2 | 40 | | 83 | ZB5FD5C0 | 87 | ZB5FH2 | 85 | ZB5FL5 | 80 |
| ZB5AX84 | 41 | ZB5FA26 | 79 | ZB5FD7 | 87 | ZB5FH02C0 | 85 | ZB5FL5C0 | 80 |
| ZB5AZ009 | 101 | ZB5FA26C0 | 79 | ZB5FD7C0 | 87 | ZB5FH2C0 | 85 | ZB5FL6 | 80 |
| | 106 | ZB5FA36 | 79 | ZB5FD8 | 87 | ZB5FH03 | 85 | ZB5FL6C0 | 80 |
| ZB5AZ009 | 104 | ZB5FA36C0 | 79 | ZB5FD8C0 | 87 | ZB5FH3 | 85 | ZB5FL232 | 81 |
| ZB5AZ021 | 77 | ZB5FA38 | 79 | ZB5FD29 | 90 | ZB5FH03C0 | 85 | ZB5FL234 | 81 |
| ZB5AZ022 | 77 | | 83 | ZB5FD29C0 | 90 | ZB5FH3C0 | 85 | ZB5FL235 | 81 |
| ZB5AZ023 | 77 | ZB5FA38C0 | 79 | ZB5FD39 | 90 | ZB5FH04 | 85 | ZB5FL432 | 81 |
| ZB5AZ024 | 77 | | 83 | ZB5FD39C0 | 90 | ZB5FH4 | 85 | ZB5FL432C0 | 81 |
| ZB5AZ025 | 77 | ZB5FA46 | 79 | ZB5FD49 | 90 | ZB5FH04C0 | 85 | ZB5FL433 | 81 |
| ZB5AZ026 | 77 | ZB5FA46C0 | 79 | ZB5FD49C0 | 90 | ZB5FH4C0 | 85 | ZB5FL434 | 81 |
| ZB5AZ31 | 112 | ZB5FA48 | 79 | ZB5FD59 | 90 | ZB5FH05 | 85 | ZB5FL435 | 81 |
| ZB5AZ079 | 106 | | 83 | ZB5FD59C0 | 90 | ZB5FH5 | 85 | ZB5FSZ3 | 95 |
| ZB5AZ101 | 101 | ZB5FA48C0 | 79 | ZB5FD79 | 90 | ZB5FH5C0 | 85 | ZB5FV013 | 93 |
| ZB5AZ102 | 101 | | 83 | ZB5FD79C0 | 90 | ZB5FH5C0 | 85 | ZB5FV013C0 | 93 |
| ZB5AZ103 | 56 | ZB5FA56 | 79 | ZB5FD89 | 90 | ZB5FH06 | 85 | ZB5FV033 | 93 |
| | 101 | ZB5FA56C0 | 79 | ZB5FD89C0 | 90 | ZB5FH6 | 85 | ZB5FV033C0 | 93 |
| ZB5AG3C0 | 56 | ZB5FA58 | 79 | ZB5FD9C0 | 90 | ZB5FH06C0 | 85 | ZB5FV043 | 93 |
| ZB5AZ104 | 101 | | 83 | ZB5FD9C0 | 90 | ZB5FH6C0 | 85 | ZB5FV043C0 | 93 |
| ZB5AZ105 | 101 | ZB5FA66 | 79 | ZB5FG0 | 89 | ZB5FH013 | 86 | ZB5FV053 | 93 |
| ZB5AZ106 | 101 | ZB5FA66C0 | 79 | ZB5FG0C0 | 89 | ZB5FH13 | 86 | ZB5FV053C0 | 93 |
| ZB5AZ107 | 101 | ZB5FA68 | 79 | ZB5FG1 | 89 | ZB5FH013C0 | 86 | ZB5FV063 | 93 |
| ZB5AZ141 | 101 | | 83 | ZB5FG1D | 90 | ZB5FH13C0 | 86 | ZB5FV063C0 | 93 |
| ZB5AZ902 | 112 | ZB5FA68C0 | 79 | ZB5FG2 | 89 | ZB5FH033 | 86 | ZB5FV083 | 93 |
| ZB5AZ903 | 112 | | 83 | ZB5FG2C0 | 89 | ZB5FH33 | 86 | ZB5FV083C0 | 93 |
| ZB5AZ905 | 112 | ZB5FA131 | 81 | ZB5FG2D | 90 | ZB5FH033C0 | 86 | ZB5FW113 | 84 |
| ZB5AZ1013 | 107 | ZB5FA133 | 81 | ZB5FG02D | 90 | ZB5FH33C0 | 86 | ZB5FW113C0 | 84 |
| ZB5AZ1015 | 104 | ZB5FA136 | 81 | ZB5FG3 | 89 | ZB5FH043 | 86 | ZB5FW133 | 84 |
| ZB5AZ1023 | 107 | ZB5FA141 | 81 | ZB5FG3D | 90 | ZB5FH43 | 86 | ZB5FW133C0 | 84 |
| ZB5AZ1025 | 104 | ZB5FA142 | 81 | ZB5FG3D | 90 | ZB5FH043C0 | 86 | ZB5FW143 | 84 |
| ZB5AZ1033 | 107 | ZB5FA145 | 81 | ZB5FG03D | 90 | ZB5FH43C0 | 86 | ZB5FW143C0 | 84 |
| ZB5AZ1035 | 104 | ZB5FA232 | 81 | ZB5FG4 | 89 | ZB5FH053 | 86 | ZB5FW153 | 84 |
| ZB5AZ1043 | 107 | ZB5FA233 | 81 | ZB5FG4C0 | 89 | ZB5FH053C0 | 86 | ZB5FW153C0 | 84 |
| ZB5AZ1045 | 104 | ZB5FA234 | 81 | ZB5FG4D | 90 | ZB5FH53 | 86 | ZB5FW163 | 84 |
| ZB5AZ1045 | 104 | ZB5FA235 | 81 | ZB5FG04D | 90 | ZB5FH53C0 | 86 | ZB5FW163C0 | 84 |
| ZB5AZ1053 | 107 | ZB5FA245 | 81 | ZB5FG5 | 89 | ZB5FH063 | 86 | ZB5FW183 | 84 |
| ZB5AZ1055 | 104 | ZB5FA331 | 81 | ZB5FG5 | 89 | ZB5FH63 | 86 | ZB5FW183C0 | 84 |
| ZB5AZ1715626001 | 112 | ZB5FA331C0 | 81 | ZB5FG05C0 | 89 | ZB5FH063C0 | 86 | ZB5FW313 | 83 |
| ZB5AZ1715626002 | 112 | ZB5FA333 | 81 | ZB5FG5D | 90 | ZB5FH63C0 | 86 | ZB5FW313C0 | 83 |
| ZB5AZ1715626003 | 112 | ZB5FA334 | 81 | ZB5FG05D | 90 | ZB5FH083 | 86 | ZB5FW333 | 83 |
| ZB5FA0 | 79 | ZB5FA334C0 | 81 | ZB5FG6 | 89 | ZB5FH83 | 86 | ZB5FW333C0 | 83 |
| ZB5FA0C0 | 79 | ZB5FA335 | 81 | ZB5FG6C0 | 89 | ZB5FH83C0 | 86 | ZB5FW343 | 83 |
| ZB5FA1 | 79 | ZB5FA335C0 | 81 | ZB5FG6D | 90 | ZB5FH83C0 | 86 | ZB5FW343C0 | 83 |
| ZB5FA1C0 | 79 | ZB5FA336 | 81 | ZB5FG06D | 90 | ZB5FJ2 | 88 | ZB5FW353 | 83 |
| ZB5FA2 | 79 | ZB5FA341 | 81 | ZB5FG7 | 89 | ZB5FJ2C0 | 88 | ZB5FW353C0 | 83 |
| ZB5FA2C0 | 79 | ZB5FA342 | 81 | ZB5FG7C0 | 89 | ZB5FJ3 | 88 | ZB5FW363 | 83 |
| ZB5FA3 | 79 | ZB5FA343 | 81 | ZB5FG7D | 90 | | | | |

| | | | | | | | | | |
|------------|----|-----------|-----|----------|-----|------------|-----|-----------|----|
| ZB5FW363C0 | 83 | ZBAF9 | 68 | ZBE5023 | 107 | ZBVM1 | 102 | ZBY2113 | 71 |
| ZB5FW383 | 83 | ZBAF131 | 94 | ZBE5043 | 107 | ZBVJ1 | 102 | ZBY2114 | 71 |
| ZB5FW383C0 | 83 | ZBAF133 | 94 | ZBE7016 | 106 | ZBVJ15 | 105 | ZBY2123 | 71 |
| ZB5FW913 | 83 | ZBAF136 | 94 | ZBE7026 | 106 | ZBVM1 | 102 | ZBY2126 | 71 |
| ZB5FW933 | 83 | ZBAF137 | 94 | ZBE10163 | 107 | ZBVM15 | 105 | ZBY02126 | 75 |
| ZB5FW943 | 83 | ZBAF138 | 94 | ZBG421E | 113 | ZBY001 | 101 | | 98 |
| ZB5FW953 | 83 | ZBAF141 | 94 | ZBG455 | 113 | ZBY001 | 107 | ZBY2130 | 71 |
| ZB5FW963 | 83 | ZBAF142 | 94 | ZBG455P | 113 | ZBY2H101 | 71 | ZBY2134 | 71 |
| ZB5FW983 | 83 | ZBAF145 | 94 | ZBG458A | 113 | ZBY4H101 | 71 | ZBY2135 | 71 |
| ZB5SKR01 | 66 | ZBAF232 | 94 | ZBG520E | 113 | ZBY6H101 | 74 | ZBY2147 | 71 |
| ZB5SKT01 | 66 | ZBAF233 | 94 | ZBG3131A | 113 | ZBY6H102 | 74 | ZBY2164 | 71 |
| ZB5SZ3 | 77 | ZBAF234 | 94 | ZBGK | 113 | ZBY8L140 | 43 | ZBY2166 | 71 |
| ZB5SZ3C0 | 77 | ZBAF235 | 94 | ZBGP | 113 | ZBY8L330 | 43 | ZBY2166C0 | 71 |
| ZB5SZ5 | 77 | ZBAF245 | 94 | ZBP0 | 70 | ZBY9W2B101 | 42 | ZBY2178 | 71 |
| ZBA1 | 68 | ZBAF331 | 94 | ZBP0A | 70 | ZBY9W2B130 | 42 | ZBY02178 | 75 |
| ZBA2 | 68 | ZBAF333 | 94 | ZBP012 | 70 | ZBY9W2B140 | 42 | | 98 |
| ZBA3 | 68 | ZBAF334 | 94 | ZBP013 | 70 | ZBY9W2B230 | 42 | ZBY2178C0 | 71 |
| ZBA4 | 68 | ZBAF335 | 94 | ZBP014 | 70 | ZBY9W2B330 | 42 | ZBY2179 | 71 |
| ZBA5 | 68 | ZBAF336 | 94 | ZBP015 | 70 | ZBY9W2B430 | 42 | ZBY2185 | 71 |
| ZBA6 | 68 | ZBAF337 | 94 | ZBP016 | 70 | ZBY9W2B501 | 42 | ZBY02185 | 75 |
| ZBA71 | 38 | ZBAF338 | 94 | ZBP017 | 70 | ZBY9W2B630 | 42 | | 98 |
| ZBA72 | 38 | ZBAF341 | 94 | ZBPA | 70 | ZBY9W2G101 | 42 | ZBY2186 | 71 |
| ZBA73 | 38 | ZBAF342 | 94 | ZBSP1 | 77 | ZBY9W2G130 | 42 | ZBY2186C0 | 71 |
| ZBA74 | 38 | ZBAF343 | 94 | ZBSP2 | 77 | ZBY9W2G140 | 42 | ZBY2303 | 72 |
| ZBA75 | 38 | ZBAF344 | 94 | ZBSP3 | 77 | ZBY9W2G230 | 42 | ZBY2303C0 | 72 |
| ZBA76 | 38 | ZBAF432 | 94 | ZBV5B | 103 | ZBY9W2G330 | 42 | ZBY2304 | 71 |
| ZBA131 | 69 | ZBAF433 | 94 | ZBV6 | 111 | ZBY9W2G430 | 42 | ZBY02304 | 75 |
| ZBA145 | 69 | ZBAF434 | 94 | ZBV011 | 70 | ZBY9W2G630 | 42 | | 98 |
| ZBA232 | 69 | ZBAF435 | 94 | ZBV013 | 70 | ZBY9W2M101 | 42 | ZBY2304C0 | 71 |
| ZBA234 | 69 | ZBAF639 | 94 | ZBV014 | 70 | ZBY9W2M130 | 42 | ZBY2305 | 72 |
| ZBA245 | 69 | ZBAF2934 | 94 | ZBV015 | 70 | ZBY9W2M140 | 42 | ZBY2306 | 72 |
| ZBA331 | 69 | ZBAF2935 | 94 | ZBV016 | 70 | ZBY9W2M230 | 42 | ZBY2311 | 72 |
| ZBA333 | 69 | ZBD8D1 | 113 | ZBV017 | 70 | ZBY9W2M330 | 42 | ZBY2312 | 72 |
| ZBA334 | 69 | ZBDA185 | 113 | ZBV18B1 | 103 | ZBY9W2M430 | 42 | ZBY2313 | 72 |
| ZBA335 | 69 | ZBDD2 | 113 | ZBV18B3 | 103 | ZBY9W2M630 | 42 | ZBY2314 | 72 |
| ZBA336 | 69 | ZBE000 | 115 | ZBV18B4 | 103 | ZBY9W3B101 | 42 | ZBY2322 | 72 |
| ZBA343 | 69 | ZBE101 | 101 | ZBV18B5 | 103 | ZBY9W3B130 | 42 | ZBY2323 | 72 |
| ZBA344 | 69 | ZBE102 | 101 | ZBV18B6 | 103 | ZBY9W3B140 | 42 | ZBY2326 | 72 |
| ZBA346 | 69 | ZBE201 | 101 | ZBV18G1 | 103 | ZBY9W3B230 | 42 | ZBY2330 | 72 |
| ZBA432 | 69 | ZBE202 | 101 | ZBV18G3 | 103 | ZBY9W3B330 | 42 | ZBY2334 | 72 |
| ZBA434 | 69 | ZBE203 | 101 | ZBV18G4 | 103 | ZBY9W3B430 | 42 | ZBY2364 | 72 |
| ZBA435 | 69 | ZBE204 | 101 | ZBV18G5 | 103 | ZBY9W3B501 | 42 | ZBY2366 | 72 |
| ZBA639 | 69 | ZBE205 | 101 | ZBV18G6 | 103 | ZBY9W3B630 | 42 | ZBY2367 | 72 |
| ZBA708 | 38 | ZBE302 | 101 | ZBV18M1 | 103 | ZBY9W101 | 42 | ZBY2367C0 | 72 |
| ZBA709 | 38 | ZBE501 | 101 | ZBV18M3 | 103 | ZBY0101 | 75 | ZBY2385 | 72 |
| ZBA710 | 38 | ZBE502 | 101 | ZBV18M4 | 103 | | 98 | ZBY4100 | 75 |
| ZBA2934 | 69 | ZBE503 | 101 | ZBV18M5 | 103 | ZBY0102 | 75 | | 98 |
| ZBA2935 | 69 | ZBE504 | 101 | ZBV18M6 | 103 | | 98 | ZBY4101 | 71 |
| ZBA7131 | 38 | ZBE505 | 101 | ZBV0113 | 70 | ZBY0123 | 71 | ZBY4101C0 | 71 |
| ZBA7134 | 38 | ZBE701 | 106 | ZBV0133 | 70 | ZBY1101 | 76 | ZBY5100 | 74 |
| ZBA7138 | 38 | ZBE702 | 106 | ZBV0143 | 70 | | 98 | ZBY5101 | 74 |
| ZBA7232 | 38 | ZBE1013 | 107 | ZBV0153 | 70 | ZBY1147 | 76 | ZBY5102 | 74 |
| ZBA7235 | 38 | ZBE1015 | 104 | ZBV0163 | 70 | | 98 | ZBY6101 | 74 |
| ZBA7237 | 38 | ZBE1016 | 101 | ZBVB1 | 102 | ZBY2101 | 71 | ZBY6101C0 | 74 |
| ZBA7331 | 38 | ZBE1016P | 101 | ZBVB15 | 105 | ZBY2101C0 | 71 | ZBY6102 | 74 |
| ZBA7335 | 38 | ZBE1016P3 | 107 | ZBVB17 | 106 | ZBY2103 | 71 | ZBY6102C0 | 74 |
| ZBA7432 | 38 | ZBE1023 | 107 | ZBVB37 | 106 | ZBY02103 | 75 | ZBY8101 | 44 |
| ZBAF1 | 68 | ZBE1025 | 104 | ZBVB47 | 106 | | 98 | ZBY8130 | 46 |
| ZBAF2 | 68 | ZBE1026 | 101 | ZBVB57 | 106 | ZBY2103C0 | 71 | ZBY8160 | 44 |
| ZBAF3 | 68 | ZBE1026P | 101 | ZBVB67 | 106 | ZBY2104 | 71 | ZBY8230 | 46 |
| ZBAF4 | 68 | ZBE1026P3 | 107 | ZBVBG1 | 102 | ZBY2104C0 | 71 | ZBY8330 | 46 |
| ZBAF5 | 68 | ZBE2033 | 107 | ZBVG1 | 102 | ZBY2107 | 71 | ZBY8430 | 46 |
| ZBAF6 | 68 | ZBE2053 | 107 | ZBVG15 | 105 | ZBY2108 | 71 | ZBY8630 | 46 |
| | | | | | | ZBY2111 | 71 | ZBY9101 | 44 |

| | | | | | |
|-------------|----|--------------|-----|------------|-----|
| ZBY9101M | 48 | ZBYFP2178 | 97 | ZBYP2367C0 | 73 |
| ZBY9120 | 43 | ZBYFP2178C0 | 97 | ZBYP6101 | 74 |
| | 46 | ZBYFP2186 | 97 | ZBYP6101C0 | 74 |
| ZBY9121 | 43 | ZBYFP2186C0 | 97 | ZBZ001 | 101 |
| | 46 | ZBYFP2303 | 97 | | 107 |
| ZBY9130M | 48 | ZBYFP2303C0 | 97 | ZBZ003 | 115 |
| ZBY9130T | 47 | ZBYFP2304 | 97 | ZBZ006 | 106 |
| ZBY9140M | 48 | ZBYFP2304C0 | 97 | ZBZ007 | 115 |
| ZBY9140T | 47 | ZBYFP2367 | 97 | ZBZ010 | 106 |
| ZBY9141 | 45 | ZBYFP2367C0 | 97 | ZBZ012 | 106 |
| ZBY9142 | 45 | ZBYFP6101 | 97 | ZBZ28 | 49 |
| ZBY9160 | 44 | ZBYFP6101C0 | 97 | | 50 |
| ZBY9160M | 48 | ZBYLEG101000 | 114 | ZBZ32 | 71 |
| ZBY9220 | 43 | ZBYLEG101001 | 114 | ZBZ32C0 | 71 |
| | 46 | ZBYLEG201000 | 114 | ZBZ33 | 74 |
| ZBY9230M | 48 | ZBYLEG201001 | 114 | ZBZ33C0 | 74 |
| ZBY9230T | 47 | ZBYLEG301000 | 114 | ZBZ34 | 71 |
| ZBY9260 | 44 | ZBYLEG301001 | 114 | ZBZ35 | 74 |
| ZBY9260M | 48 | ZBYLEG302000 | 114 | ZBZ58 | 49 |
| ZBY9320 | 43 | ZBYLEG302001 | 114 | | 50 |
| | 46 | ZBYLEG303000 | 114 | ZBZ60 | 49 |
| ZBY9330M | 48 | ZBYLEG303001 | 114 | ZBZ60 | 51 |
| ZBY9330T | 47 | ZBYLEG304000 | 114 | ZBZ1600 | 47 |
| ZBY9360 | 44 | ZBYLEG304001 | 114 | ZBZ1602 | 47 |
| ZBY9360M | 48 | ZBYLEG401000 | 114 | ZBZ1604 | 47 |
| ZBY9420 | 43 | ZBYLEG401001 | 114 | ZBZ1605 | 47 |
| | 46 | ZBYLEG402000 | 114 | ZBZ1606 | 47 |
| ZBY9430M | 48 | ZBYLEG402001 | 114 | ZBZ1902 | 51 |
| ZBY9460M | 48 | ZBYLEG501000 | 114 | ZBZ2102 | 49 |
| ZBY9530M | 48 | ZBYLEG501001 | 114 | ZBZ3605 | 47 |
| ZBY9620 | 43 | ZBYLEG502000 | 114 | ZBZF32 | 96 |
| | 46 | ZBYLEG502001 | 114 | ZBZF33 | 96 |
| ZBY9630M | 48 | ZBYLEG503000 | 114 | ZBZG156 | 103 |
| ZBY9730M | 48 | ZBYLEG503001 | 114 | ZBZM156 | 103 |
| ZBY9830M | 48 | ZBYLEG504000 | 114 | ZD5PA12 | 67 |
| ZBYF2101 | 96 | ZBYLEG504001 | 114 | ZD5PA14 | 67 |
| ZBYF2101C0 | 96 | ZBYM2101 | 73 | ZD5PA22 | 67 |
| ZBYF2103 | 96 | ZBYM2103 | 73 | ZD5PA24 | 67 |
| ZBYF2103C0 | 96 | ZBYM2104 | 73 | ZD5PA103 | 67 |
| ZBYF2166 | 96 | ZBYM2166 | 73 | ZD5PA203 | 67 |
| ZBYF2166C0 | 96 | ZBYM2178 | 73 | | |
| ZBYF2178 | 96 | ZBYM2186 | 73 | | |
| ZBYF2178C0 | 96 | ZBYM2303 | 73 | | |
| ZBYF2186 | 96 | ZBYM2304 | 73 | | |
| ZBYF2186C0 | 96 | ZBYM2367 | 73 | | |
| ZBYF2303 | 96 | ZBYM6101 | 74 | | |
| ZBYF2303C0 | 96 | ZBYP2101 | 73 | | |
| ZBYF2304 | 96 | ZBYP2101C0 | 73 | | |
| ZBYF2304C0 | 96 | ZBYP2103 | 73 | | |
| ZBYF2367 | 96 | ZBYP2103C0 | 73 | | |
| ZBYF2367C0 | 96 | ZBYP2104 | 73 | | |
| ZBYF4101 | 96 | ZBYP2104C0 | 73 | | |
| ZBYF4101C0 | 96 | ZBYP2166 | 73 | | |
| ZBYF6101 | 96 | ZBYP2166C0 | 73 | | |
| ZBYF6101C0 | 96 | ZBYP2178 | 73 | | |
| ZBYF6102 | 96 | ZBYP2178C0 | 73 | | |
| ZBYF6102C0 | 96 | ZBYP2186 | 73 | | |
| ZBYFP2101 | 97 | ZBYP2186C0 | 73 | | |
| ZBYFP2101C0 | 97 | ZBYP2303 | 73 | | |
| ZBYFP2103 | 97 | ZBYP2303C0 | 73 | | |
| ZBYFP2103C0 | 97 | ZBYP2304 | 73 | | |
| ZBYFP2104 | 97 | ZBYP2304C0 | 73 | | |
| ZBYFP2104C0 | 97 | ZBYP2367 | 73 | | |
| ZBYFP2166 | 97 | | | | |
| ZBYFP2166C0 | 97 | | | | |

Life Is On



Learn more about our products at
www.se.com

The information provided in this documentation contains general descriptions and/or technical characteristics of the performance of the products contained herein. This documentation is not intended as a substitute for and is not to be used for determining suitability or reliability of these products for specific user applications. It is the duty of any such user or integrator to perform the appropriate and complete risk analysis, evaluation and testing of the products with respect to the relevant specific application or use thereof. Neither Schneider Electric nor any of its affiliates or subsidiaries shall be responsible or liable for misuse of the information contained herein.

Design: Schneider Electric
Photos: Schneider Electric

Schneider Electric Industries SAS

Head Office
35, rue Joseph Monier - CS 30323
F-92500 Rueil-Malmaison Cedex
France

DIA5ED2121213EN
September 2022 - V16.1

X-ON Electronics

Largest Supplier of Electrical and Electronic Components

Click to view similar products for [Keylock Switches](#) category:

Click to view products by [Schneider](#) manufacturer:

Other Similar products are found below :

[58J9A90-01C02N](#) [719-0201-000](#) [719-0202-000](#) [719-5504-000](#) [84800-04](#) [88672-00](#) [GKNC33L](#) [PVA2OAH5](#) [HA1K-2C2VA-2](#) [14-235.022K](#)
[AS6M-2K1B](#) [1571487-1](#) [1571489-1](#) [KEY-AS6](#) [KH3C-20C](#) [8928K493](#) [2SWK131AL102](#) [AS6M-2K1A](#) [HW1K-31BF20](#) [51-155.025D](#) [1-](#)
[1437597-8](#) [58M1422](#) [84800-03](#) [86945-05](#) [719-0204-000](#) [719-0205-000](#) [719-0801-000](#) [719-0804-000](#) [88422-18](#) [51-295.025D](#) [51-378.F22D](#)
[58J9A60-01C02N](#) [51-382.022D](#) [M81E0600](#) [719-0802-000](#) [719-5501-000](#) [719-5502-000](#) [Y1122-F503ALFT](#) [Y1122-F504ALFT](#) [84824-03](#)
[CW4K-2BE10](#) [ACSNK-229-C2001](#) [50073975-02](#) [ASD0201KT8](#) [ASD2K10NU](#) [ASD2K11NU](#) [CW4K-2AE20-1H](#)
[KSC331GSPECIALDELTAALFS](#) [30PA40-AML](#) [84809-05](#)