



Harmony XB5 Plastic

Control and signaling units



Harmony

Discover [Harmony](#)

Advanced operator interface and industrial relays

Harmony operator interface and industrial relays enhance operational efficiency and equipment availability across industrial and building applications. Harmony includes intelligent connected products and edge terminals that visualize, gather and process data, enabling informed operator decisions

Explore our offer

- [Harmony](#) Push Buttons and Switches
- [Harmony](#) HMI Operator Terminals, IPC and EdgeBox
- [Harmony](#) Signaling Devices
- [Harmony](#) Electrical Relays
- [Harmony](#) Safety

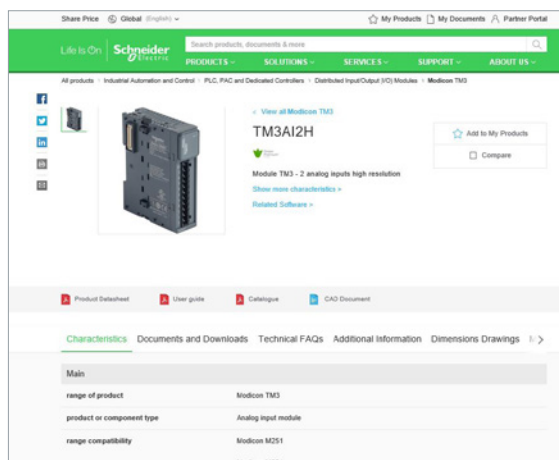
Quick access to product information

Get technical information about your product

References

Modicon TM3
I/O expansion modules for Modicon controllers
Analog I/O modules

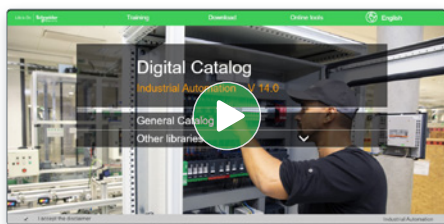
Number and type of channels	Input range	Output range	Resolution	Input terminal (Modicon TM3)	Reference	Weight (kg)
2 enhancement inputs	-10...+10 VDC 0...20 mA I, 20 mA	0...12 VDC 0...12 mA I, 20 mA	12 bits 12 bits	TER312	TM3AI2H	0,110
4 enhancement inputs	-10...+10 VDC 0...20 mA I, 20 mA	0...12 VDC 0...12 mA I, 20 mA	12 bits 12 bits	TER312	TM3AI2H	0,110
4 enhancement or temperature inputs	-10...+10 VDC 0...20 mA I, 20 mA	0...12 VDC 0...12 mA I, 20 mA	12 bits 12 bits	TER312	TM3AI2H	0,110
4 differential temperature inputs	-10...+10 VDC 0...20 mA I, 20 mA	0...12 VDC 0...12 mA I, 20 mA	12 bits 12 bits	TER312	TM3AI2H	0,110



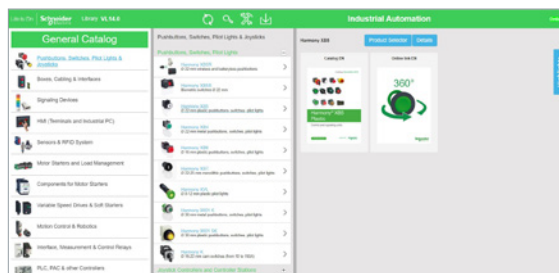
Each commercial reference presented in a catalog contains a hyperlink. Click on it to obtain the technical information of the product:

- Characteristics, Dimensions and drawings, Mounting and clearance, Connections and schemas, Performance curves
- Product image, Instruction sheet, User guide, Product certifications, End of life manual

Find your catalog



- > With just 3 clicks, you can access the Industrial Automation and Control catalogs, in both English and French
- > Consult digital automation catalogs at [Digi-Cat Online](#)

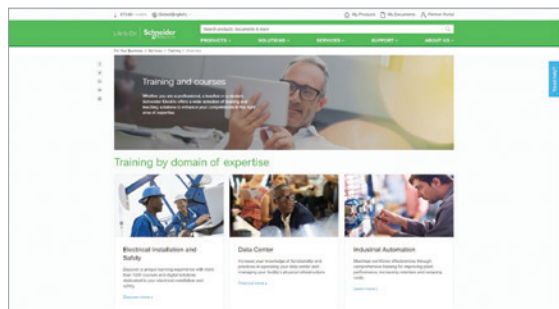


- Up-to-date catalogs
- Embedded product selectors, 360° pictures
- Optimized search by commercial references

Select your training



- > Find the right [Training](#) for your needs on our Global website
- > Locate the training center with the selector tool, using this [link](#)



General contents

Harmony XB5 plastic

■ General presentation	page 3
■ Presentation	
□ Presentation, installation, and environment.....	page 12
Selection guide	page 14
■ Description	
□ Complete units, XB5A.....	page 16
□ Sub-assemblies, ZB5A and ZB5F.....	page 18
■ Installation	
□ Contact mounting - Contact sequence.....	page 26
■ References for Diameter 22 mm mounting	
□ Spring return pushbuttons, unmarked and with marking.....	page 29
□ Illuminated pushbuttons, spring return	
- With Universal LED and BA 9s base fitting.....	page 33
□ Multiple-headed pushbuttons, spring return.....	page 37
□ Mushroom head pushbuttons, spring return and latching.....	page 39
□ Emergency stop and Emergency switching off functions.....	page 41
□ Illuminated Emergency stop and Emergency switching off function.....	page 43
□ Emergency stop with monitoring contacts and circular yellow legends.....	page 44
□ Accessories for pushbuttons.....	page 47
□ General safe stop.....	page 50
□ Large head pushbuttons with integrated bellows.....	page 51
□ Pushbuttons and illuminated pushbuttons, push-push.....	page 52
□ Pushbuttons, “push-turn to release”.....	page 53
□ Selector switches	
- With standard handle and long handle.....	page 54
- Key switches, knurled knob, and toggle switches.....	page 56
- Illuminated, with standard handle and Universal LED.....	page 58
□ Pilot lights	
- With Universal LED and BA 9s base fitting.....	page 60
- 3-phase pilot light with Universal LED, push-to-test pilot light.....	page 63
□ Specific functions	
- Manual overload reset pushbuttons, potentiometers.....	page 64
- Timers, hour counters, Annunciators, USB/RJ45 ports, Fuse carrier, Basic display, and Configurable display.....	page 65
- Joystick controllers with screw clamp terminal connections.....	page 67
□ Accessories	
- For heads.....	page 68
- Legends, legend holders, legends panel, and illuminated rings.....	page 71
■ References for diameter 30 mm, Flush mounted	
□ Flush mounted spring return pushbutton, unmarked and with marking.....	page 79
□ Flush mounted illuminated pushbutton, spring return	
- With Universal LED.....	page 82
□ Flush mounted pushbuttons with push-push, illuminated and non-illuminated.....	page 85
□ Flush mounted selector switches	
- With standard handle and long handle.....	page 87
- Key switches, and with knurled knob.....	page 89
- Illuminated, with standard handle and Universal LED.....	page 91
□ Flush mounted pilot light with Universal LED.....	page 92
■ Common components and accessories	
□ Body/contact assemblies and light blocks.....	page 101
■ Product reference index	page 116

Control and signaling units

Pushbuttons, switches, and pilot lights



Life Is On


Schneider
Electric

Control and signaling units


Harmony XB5 plastic

Pushbuttons, switches, and pilot lights

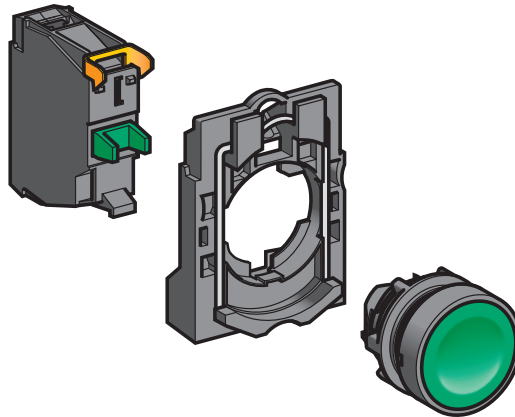
The Harmony XB5 range of plastic pushbuttons, switches, and pilot lights combines simplicity of installation, flexibility, and robustness to meet the majority of industrial applications. It delivers one of the most comprehensive product ranges available on the market and meets the robustness and performance requirements for the majority of industrial applications.



Complete unit for repetitive orders XB5AA31



Sub-assembly (for additional flexibility) ZB5AZ101 + ZB5AA3



Basic elements (for optimum flexibility) ZBE101 + ZB5AZ009 + ZB5AA3

A single provider

Our team of experts understands the needs of our customers in terms of their processes and applications. The Harmony ranges are available globally wherever you need them.

The confidence of a market leader

- > More than 50 years' experience designing switches, pushbuttons, and pilot lights
- > A global network of partners and distributors you know and trust
- > Worldwide product availability with over 17,000 points of sale in more than 100 countries

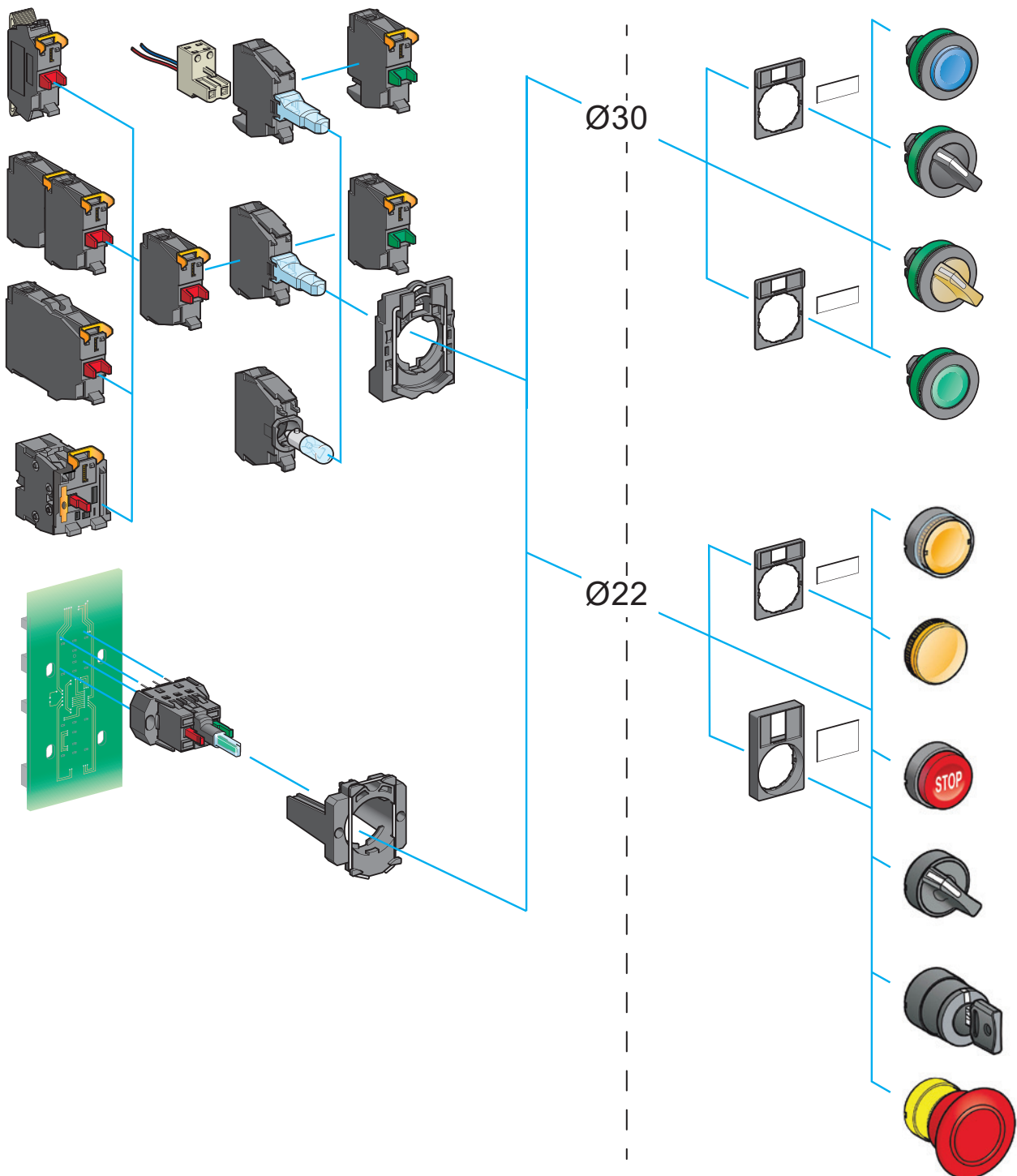


A global network of partners you can rely on to support customized end-to-end solutions


Control and signaling units

Harmony XB5 plastic

Pushbuttons, switches, and pilot lights



360°



360° view
Click on the image for 3D view



Customized products

Modern design

Harmony delivers an innovative and ergonomic design that allows easy operation and improves the look and feel of your control panels and machines.

Improved reliability of panels, machines, and processes

- > The flush-mounting solution addresses the market demands for ergonomic design and aesthetics
- Built-in flush pushbuttons
- Flush mounting kit accessories
- > Pushbuttons and switches with a vibrant color pallet

A touch of style for your electrical panels

- > Innovative design without compromise on cost
- > Better perceived quality of your machines and panels
- > A clearer view of control features

Define your own style with powerful customization abilities

- > Markings on pushbutton, illuminated pushbuttons, and pilot lights caps
- > Markings on the bezel for all built-in flush products
- > Markings on accessories, like legend plates and legend panels





Emergency stop pushbutton with illuminated rings

Operational efficiency

The Harmony XB5 range offers innovative features for ease-of-use to make an operator's work simpler and more efficient.

Improved operator efficiency

- > Illuminated Emergency stop pushbutton solutions that help you quickly find the E-stop button responsible for the production downtime
- > Robust illuminated and non-illuminated buzzers providing water resistance up to IP66, IP67, IP69, and IP69K
- > High brightness and full-surface illumination of pushbuttons and selector switches

Reduce safety risk and downtime machine

- > Monitor the Emergency stop head connection with the NC safety monitoring contact block reduce human error during maintenance or installation of the machine
- > Integrated two functions in one to keep existing cabling and avoid extra connection risk



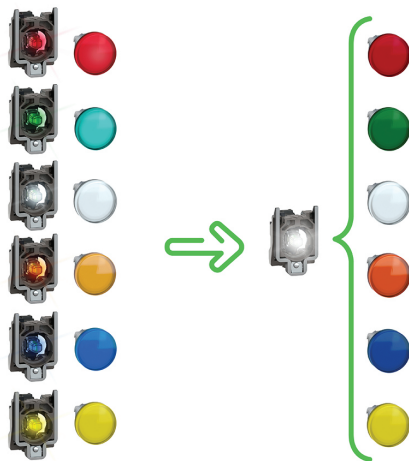
NC monitoring contact block

Universal LED block for all illuminated functions

Harmony streamline the structure of pilot lights and actuators using LED by moving from 6 colored LEDs to a universal source of luminosity.

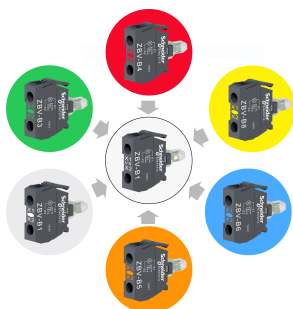
A unique technology that leads to the best lighting solution

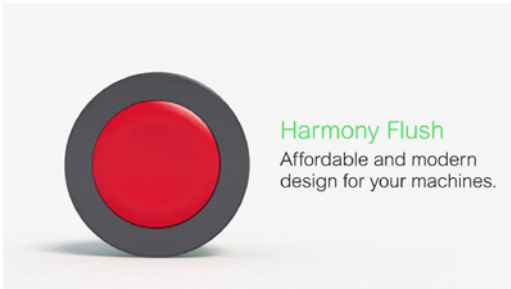
- > Divide by 6 the stocked part numbers (for a given wiring & voltage solution)
- > Astonishing intensity and contrast with enhanced color purity
- > Reduce conception and installation time
- > Simplified maintenance
- > Avoid errors on pairing between heads and light blocks, nomenclatures are simplified



LED rationalization while ensuring the same functionality

The universal light blocks are now identifiable in the catalog with the below logo as well as physically on the product with the two letters "UN".






Affordable

Harmony delivers simplicity and efficiency while helping to keep your costs down.


Increasing operator's efficiency

- > USB and RJ45 ports for a simple, effective way to connect a PC or USB
- > Timer for simple adjustment of your machine's time settings
- > 3-phase pilot lights mounted in a single 30 mm (1.181 in.) diameter hole
- > Potentiometer with integrated resistor
- > Yellow illuminated functions

Small displays in a diameter 22 mm hole for quicker mounting



USB port




RJ45 port



Timer



3-phase indicator



Complete potentiometer



Buzzer



Basic display

Mounting options for easy access to functions on the front panel



Legend panel

Legend panels that help simplify installation

- > Holes positions are clearly identified and aligned on the legend panels
- > Just stick the legend panel on your operator interface surface and punch the hole where indicated
- > Save up to 75% of installation time compared with conventional hole alignment methods

Compatible with control stations and enclosures

The Harmony XB5 range is compatible with a wide range of control stations and enclosures

- > XALD/K: standard/yellow plastic box for XB5
- > XALG: for chemical application and/or IP69K solution
- > XALF: dedicated for lift application with XB5 or XB7
- > XAPA: polyster resin for outdoor or chemical application
- > XAPD: standard metal grey box (RAL7035)



Product Selector

Web digital selector
Click to open the selector



Digi-Cat
Click to download Digi-Cat

Simple selection

Harmony XB5 delivers a comprehensive range of modular products that enable simple selection to help minimize your costs right from the beginning.

Digital tools help you select the right product and customize it to meet your needs

- > Digi-Cat, for easy, up-to-date, access to the PDF catalogs
- > Web digital selector to help you find the right reference for your application and customize your product

Easy to convert from standard to flush mounted pushbuttons

- > Harmony XB5 pushbuttons offer the flexibility to convert from standard to flush mounting versions by simply changing a single letter in the product reference.

Example:


ZB5AA3



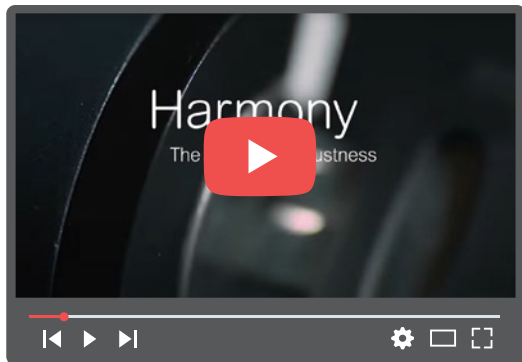
Standard
mounting



ZB5FA3



Flush
mounting



The secret of robustness
Click to open video (46 sec)

Robustness

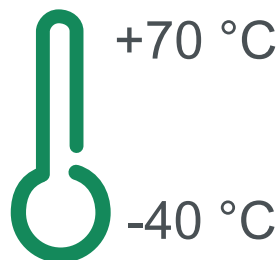
Harmony XB5 delivers extremely robust performance even in severe environments.

Improved reliability of panels, machines, and processes

- > Sealing effectiveness rated up to IP66, IP67, IP68, IP69, IP69K, and type 4X
- > High impact resistance up to IK06 rating
- > Operating temperature ranging from -40 to +70 °C/-40 to +158 °F
- > Compliance with international standards (IEC, UL, CCC, EAC, JIS)
- > Marine certified (BV, LROS, BDNV, GL)

IP69

Robust performance
even in harsh
environments



High electrical performance

- > Contacts and heads designed to prevent vibration, helping to ensure secure mounting and wiring
- Choose from standard, low-load, and high-power electrical contacts

Lower maintenance

- > Harmony pushbuttons are designed to perform up to 10 million operations.
- This represents more than 1,000 operations a day for 27 years



Marine environment
Click to open video (42 sec)

Adapted to your applications, segments, and operating environments


Harmony offers a unique and unrivalled depth of range delivering products adapted to your applications, segments, and operating environments.



Material working



Packaging



Pumping



Consumer packaged goods



Water & waste water



Oil & Gas



Material handling

Control and signaling units

Harmony XB5, plastic

Pushbuttons, switches, and pilot lights



Harmony XB5 range of control and signaling units for Ø 22 mm/0.866 in. mounting



Harmony XB5 flush mounted control and signaling units for Ø 30 mm/1.181 in mounting



Harmony Digital Panel meter

Presentation

The Harmony XB5 plastic range of modular control and signaling units combines simplicity of installation, flexibility, and robustness. It meets the requirements of the majority of industrial applications. These units are either complete products or separate components for customer assembly.

This range includes:

- Pushbuttons, selector/key switches, Emergency stop functions, and multiple-headed pushbuttons designed for parameter settings, adjustments, and start/stop control of machines and installations
- Pilot lights, illuminated pushbuttons, illuminated selector switches, and illuminated Emergency stop functions designed for visual signaling
- Flush mounting heads for Ø 30 mm/1.181 in. mounting and flush mounting kit accessories combined to offer a modern look to the control panel
- Harmony basic and configurable display offers data visualization
- Various accessories including protective covers, legends and legend holders, pushbutton caps, boots, bulbs, etc.

The pushbutton and switch control offer (illuminated and non-illuminated) is both broad and comprehensive:

- Pushbuttons, spring return with flush push, projecting push, recessed push, booted flush push, or mushroom head
- Emergency stop pushbuttons with three types of head: push-pull, turn to release, and key release
- Pilot lights and illuminated pushbuttons with universal LED and BA 9s base fitting bulbs
- Selector switches with different types of operator: standard handle, long handle, knurled knob, or key
- Choice of heads: circular, rectangular, double-head/triple-head rectangular, or toggle
- Colors of push: white, black, green, orange, blue, red, or yellow
- Connection type: screw clamp connector, faston connector, spring terminal, or for printed circuit board
- Contact blocks for general purpose or specific applications (low current, standard or high-power switching)
- Choice of heads to meet the majority of industrial needs, from the most basic pushbuttons and pilot lights, to functions meeting modern machine requirements, such as USB & RJ45 ports
- Wide choice of accessories and spare parts
- Configurable display for simple machine function
- Other specific functions: complete potentiometer, hour counters, annunciator, or joystick controllers

Innovative complementary offers are also available:

- Control and signaling units for severe applications
- Wireless and batteryless pushbuttons
- Biometric switches

Basic display: Harmony Digital Panel meter

Harmony XBH is a digital panel meter for mounting on a control panel or directly on the front of a machine. With the simple 4-digit display, it is easy to view process data from long distances. The display is easy to mount directly in a Ø 22 mm/0.866 in. hole and is supplied directly from the measuring loop. It has 2 digital outputs for setting a high and low limit and can be configured using the blue and red buttons on the side of the housing. An external alarm can be connected to the panel meter for providing an additional alert in the event of reaching a high or low limit threshold. Harmony XBH panel meters have an IP65 protection rating and the operating temperature can be between -20 and 60 °C/-4 and 140 °F.

The following settings can be adjusted using the configuration buttons:

- Minimum and maximum value of the input signal
- Number of decimals
- Number of measurements per second
- LOW limit and HIGH limit output threshold
- LOW limit and HIGH limit hysteresis and time delay
- Password protection for the configuration

Control and signaling units

Harmony XB5, plastic


Pushbuttons, switches, and pilot lights

Installation

Harmony XB5 products are both simple and quick to install:

- Mounting by single installer (self-maintaining head in its cut-out)
- Clip-together component system (head, body, contact blocks, and LED)
- Anti-loosening system for screw clamp terminals on contact blocks

Harmony XB5 standard mounting products are installed with or without a notch in a $\varnothing 22 \text{ mm}/0.866 \text{ in.}$ hole, thanks to the self-cleavable orientation pin.



For installation of Harmony XB5 standard mounting products



For installation of Harmony XB5 flush mounting products

Harmony XB5 flush mounting products are installed without a notch in a $\varnothing 30 \text{ mm}/1.181 \text{ in.}$ hole. This gives flush mounting products the same actuating area as that of standard mounting products, offering optimized ergonomics for operators even when wearing gloves.

Flush solutions mounted in a $\varnothing 22 \text{ mm}/0.866 \text{ in.}$ hole can be achieved using the Harmony XB6 range. Please refer to the Harmony XB6 catalog for details.

Environment

The performance of the Harmony XB5 range meets some of the most demanding international standards and approvals:

- Certified and approved for meeting requirements worldwide: EN/IEC, CE marking, UL, CSA, CCC, EAC, JIS, NEMA, and marine approvals
- Protection against the ingress of solid foreign objects, dust, and water: IP66, 67, 69, 69K, type 4X
- Operating temperature range from $-40 \text{ }^{\circ}\text{C}$ to $+70 \text{ }^{\circ}\text{C}/-40 \text{ }^{\circ}\text{F}$ to $+158 \text{ }^{\circ}\text{F}$ for outdoor applications
- High chemical robustness
- Shock protection level up to IK03
- High vibration resistance with shakeproof connection screws (periodic retightening unnecessary)

Product type	Pilot lights	Pushbuttons, selector switches, and pilot lights			Biometric switches	
						
Description of range	<ul style="list-style-type: none"> LED pilot lights 	<ul style="list-style-type: none"> Pushbuttons Multiple-headed pushbuttons Emergency Stop pushbuttons Selector switches and key switches Illuminated pushbuttons Pilot lights Flush mounted pushbuttons, selector switches, and pilot lights (1) 			<ul style="list-style-type: none"> Fingerprint readers 24V ~ Stand-alone biometric switches Stand-alone USB biometric switches USB biometric switches dedicated to Schneider HMI (2) 	
Features	Products	Monolithic, compact, low consumption	Complete units or sub-assemblies (body + head)			Monolithic
	Bezel	Double insulated	Double insulated (4)	Metal, chromium plated, or black	Double insulated	Double insulated, dark gray
	Shape of head	Circular	Circular, square, or rectangular	Circular	Circular or square	–
Drilling or cut-out for fixing		Ø 8 mm and Ø 12 mm/0.315 in. and 0.472 in.	Ø 16 mm/0.630 in.	Ø 22 mm/0.866 in. Ø 30 mm/1.181 in. (for flush mounted control and signaling units)	Ø 22 mm/0.866 in.	
Degree of protection	Conforming to IEC 60529	IP40 IP65 with seal	IP65	IP66, IP67, IP69, and IP69K	IP65 (control button)	
	Conforming to UL 508 and CSA C22-2 No. 14	–	Enclosure type 4, 4X, and 13			Enclosure type 12
Cabling		Tags for 2.8 x 0.5 mm/0.110 x 0.020 in. connectors or threaded connector	Faston connectors Solder pins for printed circuit boards (4) Fast connector socket (5)	Spring clamp terminal connections Screw clamp terminal connections Faston connectors Connector with adapter for printed circuit board	Cable or connectors	
Mounting	Panel thickness	1...8 mm/0.039...0.315 in.	1...6 mm/0.039...0.236 in.			
Type references		XVLA	XB6, XB6E	XB4	XB5	XB5S

(1) Flush mounted control and signaling units are available for Harmony XB4 and XB5 ranges only.
 (2) Compatible with Magelis iPC, STU, OT, GXO, GT (except GT1000 series), GK, GH, and GTO models.
 (3) Wireless and batteryless pushbutton and receiver ready-paired at the factory.

Wireless and batteryless pushbuttons	Pushbuttons, selector switches, and pilot lights	Joystick controllers	Pushbuttons, selector switches, and pilot lights	Cam switches
				
<ul style="list-style-type: none"> Wireless and batteryless pushbuttons and rope pull switch Wireless receivers Harmony Hub 	<ul style="list-style-type: none"> Pushbuttons Emergency Stop and Emergency switching off pushbuttons Selector switches and key switches Illuminated pushbuttons Pilot lights 	<ul style="list-style-type: none"> 2- or 4-direction Stay put or spring return 	<ul style="list-style-type: none"> Pushbuttons Emergency Stop pushbuttons Selector switches and key switches Illuminated pushbuttons Pilot lights 	<ul style="list-style-type: none"> Switches Stepping switches Reversing and changeover switches Ammeter switches Voltmeter switches Reversing switches Star-delta and reversing star-delta switches Pole change switches
Ready-to-use packs (3) and "components" range	Monolithic	Complete units or sub-assemblies (body + head with lever)	Complete units or sub-assemblies (body + head)	Complete units or sub-assemblies (body + front panel+ head)
Metal, chromium plated, or double insulated, black	Double insulated, dark gray (or white for pilot lights)	Metal, chromium plated	Double insulated, black	Metal, chromium plated, or double insulated, black
Transmitter with circular head	Circular	Circular	Hexagonal	Square
Ø 22 mm/0.866 in.			Ø 30 mm/1.181 in.	Ø 16 or Ø 22 mm/0.630 or 0.866 in.: series K10 Ø 22 mm/0.866 in. and multifixing: series K1/K2 4 holes, 48 or 68 centers: series K30...K150
IP65	IP65 (control buttons and pilot lights) IP54 (Emergency switching off pushbuttons)	IP65	IP66	IP65: series K10 IP40, IP65 with seal: series K1/K2 IP40: series K30...K150
Enclosure type 12	Enclosure type 3 (pushbuttons and Emergency stop) and 4 (pilot lights)	Enclosure type 4, 4X and 13	Enclosure type 4 and 13 (9001K) Enclosure type 4, 4X, 13 (9001SK)	–
Wireless (transmitter) Through cable (receiver)	Screw and captive clamp terminal connections Faston clip connections (pilot lights)	Screw and captive clamp terminal connections		
1...6 mm/0.039...0.236 in.				0.5...6 mm/0.020...0.236 in. (depending on model)
XB5R, XB4R	XB7	XD4PA	XD2GA	XD5PA
			9001K, 9001SK	K10, K1, K2, K30, K50, K63, K115, K150

(4) For Harmony XB6 only.
 (5) For Harmony XB6E only.

Control and signaling units




Harmony XB5, plastic




Diameter 22 mm Pushbuttons, switches, and pilot lights

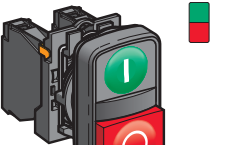
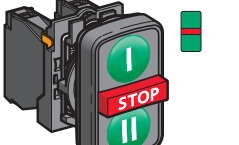
Complete units, XB5A

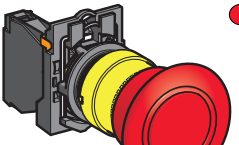

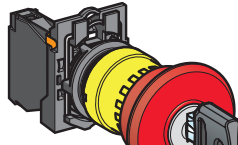
Complete units

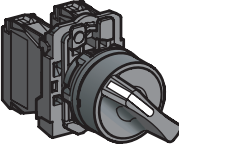
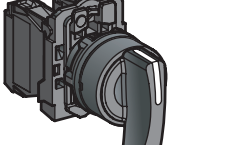
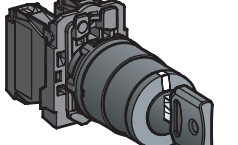
Contact functions

Pushbuttons, spring return			
	Flush push, unmarked XB5AA●1/AA42 see page 29	Flush push, marked XB5AA3311/AA33●1 see page 32	Projecting push, marked XB5AL4322 see page 32

Pushbuttons, spring return			
	Booted flush push XB5AP●1/AP42 see page 31	Projecting push, unmarked XB5AL42 see page 30	Ø 40/1.575 in. Mushroom head XB5AC21 see page 39

Multiple-headed pushbuttons, spring return		
	Double-headed XB5AL73415 see page 37	Triple-headed XB5AA731327/XB5AA711237 see page 38

Emergency stop or Emergency switching off mushroom head pushbuttons			
	Emergency stop trigger action and mechanical latching Ø 40/1.575 in. Push-pull (EN/ISO 13850) XB5AT845 see page 41	Turn to release Ø 40/1.575 in. Turn to release (EN/ISO 13850) XB5AS844● see page 41	Key release Ø 40/1.575 in. Key release (EN/ISO 13850) XB5AS9445 see page 41





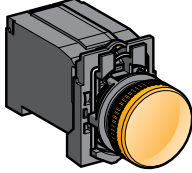





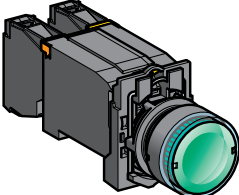

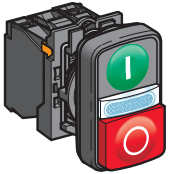

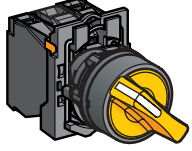

Selector switches and key switches			
	Standard handle, black XB5AD●● see page 54	Long handle, black XB5AJ●● see page 55	Key switch XB5AG●● see page 56

Control and signaling units

Harmony XB5, plastic

Diameter 22 mm Pushbuttons, switches, and pilot lights

Complete units, XB5A

Complete units (continued)	Signaling functions		
Pilot lights	  <p>Universal LED</p> <p>XB5AVB●/AVG●/AVM● see page 60</p>	  <p>For bulb with BA 9s base fitting</p> <p>Direct supply</p> <p>XB5AV6● see page 62</p>	  <p>Via integral transformer</p> <p>XB5AV3●/AV4● see page 62</p>
Combined functions	Contact and signaling functions		
Illuminated pushbuttons, spring return, flush push	  <p>Universal LED</p> <p>XB5AW3●B5/AW3●G5/AW3●M5 see page 33</p>	  <p>For bulb with BA 9s base fitting</p> <p>Direct supply</p> <p>XB5AW3●65 see page 36</p>	  <p>Via integral transformer</p> <p>XB5AW3●35/AW3●45 see page 36</p>
Double-headed pushbuttons, spring return, and pilot light block	  <p>Universal LED</p> <p>XB5AW73731●5 see page 37</p>		
Illuminated selector switches, standard handle	  <p>Universal LED</p> <p>XB5AK12●●5, XB5AK13●●5 see page 58</p>		

Control and signaling units

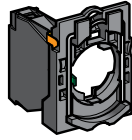
Harmony XB5, plastic

Diameter 22 mm Pushbuttons, switches, and pilot lights

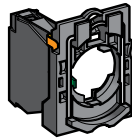
Sub-assemblies, ZB5A

Non-illuminated units for user assembly

For pushbuttons, spring return, unmarked

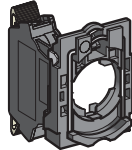


Screw clamp terminals
ZB5AZ10●/AZ141
see [page 101](#)



Faston
ZB5AZ10●3
see [page 107](#)

For pushbuttons, spring return, marked



Spring clamp terminals
ZBE10●5
ZB5AZ10●5
see [page 104](#)

For multiple-headed pushbuttons, spring return


For "push-push to release" pushbuttons

For "push-turn to release" pushbuttons

Contact functions

Body sub-assemblies

Head sub-assemblies



Flush push without cap/with set of 6 caps
ZB5AA0/AA9
see [page 29](#)

Flush push
ZB5AA●
see [page 29](#)


Flush push for insertion of legend
ZB5AA●8
see [page 29](#)



Projecting
ZB5AL●
see [page 30](#)

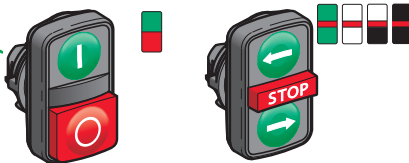
Recessed push
ZB5AA●6
see [page 30](#)

Booted flush push, for insertion of legend
ZB5AP●●/AP●S
see [page 31](#)



Flush push
ZB5AA●3●/AA●4●
see [page 32](#)

Projecting push
ZB5AL●3●
see [page 32](#)



Double-headed
ZB5AA7●●●/AA79
ZB5AL734●
see [page 37](#)

Triple-headed
ZB5AA7313●, ZB5AA711●●
ZB5AA72124, ZB5AA791
see [page 38](#)

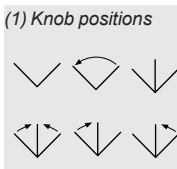


Flush push (caps mounted/not mounted)
ZB5AH●●/CH●●
see [page 52](#)

Projecting push
ZB5AH●
see [page 52](#)



Knurled knob (1)
ZB5AF
see [page 53](#)



Control and signaling units

Harmony XB5, plastic

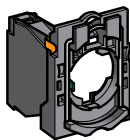
Diameter 22 mm Pushbuttons, switches, and pilot lights

Sub-assemblies, ZB5A

Non-illuminated units for user assembly (continued)

Contact functions (continued)

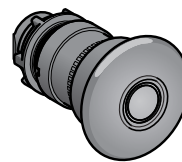
For mushroom head pushbuttons



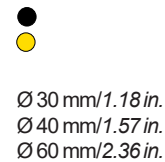
Screw clamp terminals
ZB5AZ10●/AZ141
see [page 101](#)



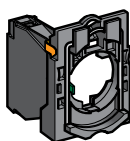
Spring
ZB5AC●/AR●
see [page 39](#)




Latching
ZB5A●2/AS●2/AS55
see [page 40](#)




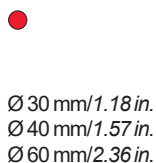
For Emergency stop or Emergency switching off mushroom head pushbuttons



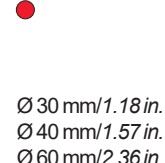
Faston
ZB5AZ10●3
see [page 107](#)



Push-pull (EN/ISO 13850)
ZB5AT84
see [page 41](#)

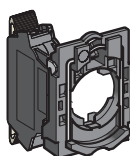


Turn to release (EN/ISO 13850)
ZB5AS8●4
see [page 41](#)




Emergency stop trigger action and mechanical latching

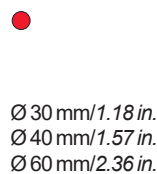
Emergency switching off mechanical latching



Spring clamp terminals
ZBE10●5
ZB5AZ10●5
see [page 104](#)



Key release (EN/ISO 13850)
ZB5AS9●4/AS944D,
see [page 41](#)



Emergency stop trigger action and mechanical latching

For selector switches and key switches



Standard handle (1)
ZB5AD●
see [page 54](#)



Long black handle (1)
ZB5AJ●
see [page 55](#)

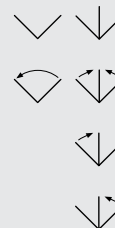


Knurled black knob (1)
ZB5AD●9
see [page 57](#)

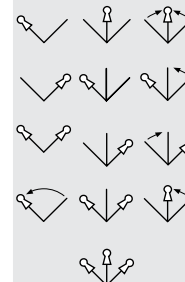


Key switch (2)
ZB5AG●●
see [page 57](#)

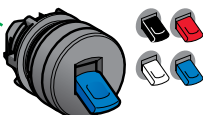
(1) Switch handle and knob positions



(2) Key switch positions
Key withdrawal positions



For toggle switches



2-position lever (3)
ZB5AD●8
see [page 57](#)

(3) Lever positions



Control and signaling units

Harmony XB5, plastic

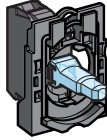
Diameter 22 mm Pushbuttons, switches, and pilot lights

Sub-assemblies, ZB5A

Pilot lights for user assembly

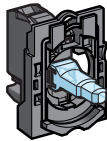
Signaling functions

Body sub-assemblies with Universal LED



UN
Universal
for all color heads

Connection: screw clamp terminals
ZB5AVB●/AVG●/AVM●
see [page 109](#)



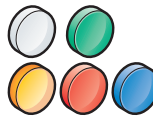
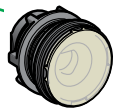
UN
Universal
for all color heads

Connection: plug-in connector
Please contact our Customer Care Center

Head sub-assemblies

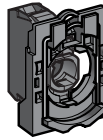


With lens fitted (insertion of legend)
ZB5AV0●3/AV0●3E, see [page 61](#)

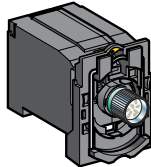


With 5 lens caps (not fitted) for insertion of legend
ZB5AV003/AV0●3●, see [page 61](#)

Body sub-assemblies for BA 9s bulb



Direct supply
Connection: screw clamp terminals
ZB5AV6, see [page 111](#)



Via integral transformer
Connection: screw clamp terminals
ZB5AV●/AV3D●/AV5D●
see [page 111](#)

Head sub-assemblies



With lens fitted
ZB5AV0●, see [page 62](#)

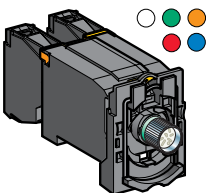
Illuminated pushbuttons for user assembly

Combined functions (contact and signaling)

Body sub-assemblies for BA 9s bulb



Direct supply
Connection: screw clamp terminals
ZB5AW06●
see [page 109](#)



Via integral transformer
Connection: screw clamp terminals
ZB5AW03●/AW04●/AW05●
see [page 110](#)

Head sub-assemblies



Flush
ZB5AW3●/AW3●S
see [page 36](#)



Projecting
ZB5AW1●/AW1●S,
see [page 36](#)

For illuminated pushbuttons, spring return

Control and signaling units

Harmony XB5, plastic

Diameter 22 mm Pushbuttons, switches, and pilot lights

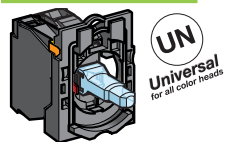
Sub-assemblies, ZB5A

Illuminated pushbuttons for user assembly

For illuminated pushbuttons, spring return

Combined functions (contact and signaling) (continued)

Body sub-assemblies with Universal LED



Connection: screw clamp terminals
ZB5AW0B●●/AW0G●●/AW0M●●
 see [page 108](#)



Connection: plug-in connector
 Please contact our Customer Care Center

For double-headed pushbuttons, spring return, with pilot light



Connection: spring clamp terminals
ZBV ●●5
 see [page 105](#)

For illuminated, mushroom head pushbuttons, latching

For illuminated mushroom head pushbuttons

- Emergency stop with trigger action and mechanical latching

or

- Emergency switching off with mechanical latching only

For illuminated "push-push to release" pushbuttons

For illuminated selector switches, standard handle

Head sub-assemblies



Flush push with illuminated ring
ZB5AW3●3/AW3●3S/AW9●3
 see [page 34](#)



Flush push for insertion of legend
ZB5AA●8
 see [page 29](#)



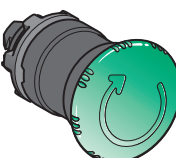
Booted flush push
ZB5AW5●3
 see [page 34](#)



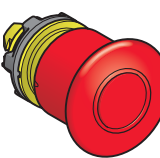
Projecting push
ZB5AW1●3/AW1●3S
 see [page 35](#)



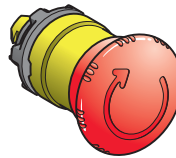
Double-headed (flush/flush push) + central pilot light
 Double-headed (flush/projecting push) + central pilot light
ZB5AW7A17●●, ZB5AW7A374●, ZB5AW7A9, see page 37
ZB5AW7L374●, see page 37



Ø 40 mm/1.575 in. turn to release
ZB5AW7●3, see page 40



Ø 40 mm/1.575 in. push-pull with mechanical state indicator (EN/ISO 13850)
ZB5AT8643M
 see [page 44](#)



Ø 40 mm/1.575 in. turn to release (IEC 60364-5-53)
ZB5AW743
 see [page 44](#)



Flush or projecting "push-push to release"
ZB5AH0●3/AH●3
 see [page 52](#)



Standard handle (1)
ZB5AK1●●3
 see [page 59](#)

(1) Handle positions



Control and signaling units

Harmony XB5, plastic

Diameter 22 mm Pushbuttons, switches, and pilot lights

Sub-assemblies, ZB5F Flush mounting heads

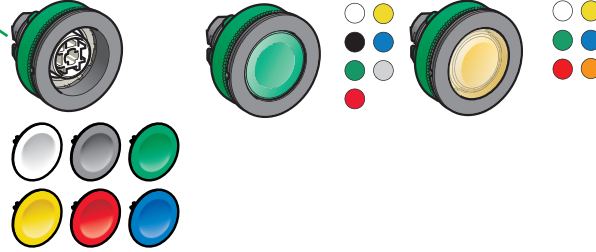
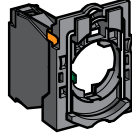
Non-illuminated units for user assembly

Contact functions for Ø 30 mm mounting

Body sub-assemblies

Head sub-assemblies

For pushbuttons, spring return, unmarked



Screw clamp terminals

ZB5AZ10●/AZ141
see [page 101](#)

Flush push without cap/with set of 6 caps

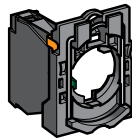
ZB5FA0/FA9
see [page 79](#)

Flush push

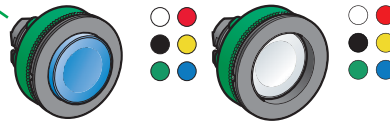
ZB5FA●
see [page 79](#)

Flush push for insertion of legend

ZB5FA●8
see [page 79](#)



Faston
ZB5AZ10●3
see [page 105](#)



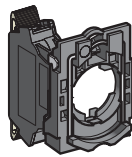
Projecting

ZB5FL●
see [page 80](#)

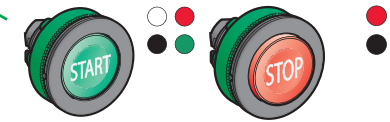
Recessed push

ZB5FA●
see [page 79](#)

For pushbuttons, spring return, marked



Spring clamp terminals
ZBE10●5
ZB5AZ10●5
see [page 104](#)



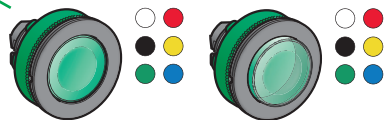
Flush push

ZB5FA●3●/FA●4●
see [page 81](#)

Projecting push

ZB5FL●3●
see [page 81](#)

For "push-push to release" pushbuttons



Flush push (caps mounted/not mounted)

ZB5FH●●
see [page 85](#)

Projecting push

ZB5FH●
see [page 85](#)

Control and signaling units

Harmony XB5, plastic

Diameter 22 mm Pushbuttons, switches, and pilot lights

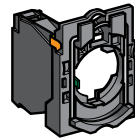
Sub-assemblies, ZB5F Flush mounting heads

Non-illuminated units for user assembly
(continued)

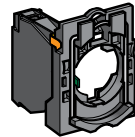
Contact functions for Ø 30 mm mounting (continued)

Body sub-assemblies | **Head sub-assemblies**

For selector switches and key switches



Spring clamp terminals
ZBE10●5
ZB5AZ10●5
see [page 104](#)



Faston
ZB5AZ10●3
see [page 107](#)



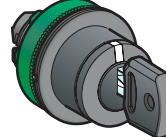
Standard handle (1)
ZB5FD●
see [page 87](#)



Long black handle (1)
ZB5FJ●
see [page 88](#)

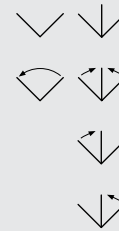


Knurled black knob (1)
ZB5FD●9
see [page 90](#)

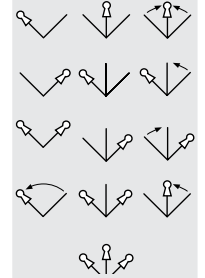


Key switch (2)
ZB5FG●●
see [page 89](#)

(1) Switch handle and knob positions



(2) Key switch positions
⌘ Key withdrawal positions



Control and signaling units

Harmony XB5, plastic

Diameter 22 mm Pushbuttons, switches, and pilot lights

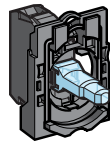
Sub-assemblies, ZB5F Flush mounting heads

Pilot lights for user assembly

Signaling functions for Ø 30 mm mounting

Body sub-assemblies with Universal LED

Head sub-assemblies



UN
Universal
for all color heads

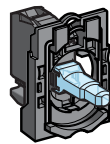
Connection: screw clamp terminals

ZB5AVB●/AVG●/AVM●
see [page 109](#)



With lens fitted (insertion of legend)

ZB5FV0●3
see [page 93](#)



UN
Universal
for all color heads

Connection: plug-in connector

Please contact our Customer Care Center

Control and signaling units

Harmony XB5, plastic

Diameter 22 mm Pushbuttons, switches, and pilot lights

Sub-assemblies, ZB5F Flush mounting heads

Illuminated pushbuttons for user assembly

Combined functions (contact and signaling)

Body sub-assemblies with Universal LED

Head sub-assemblies

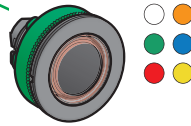
For illuminated pushbuttons, spring return



UN
Universal
for all color heads

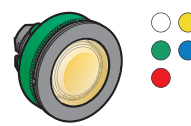
Connection: screw clamp terminals

ZB5AW0B●●/AW0G●●/
AW0M●●
see [page 108](#)



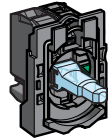
Flush push with illuminated ring

ZB5FW9●3
see [page 83](#)



Flush push for insertion of legend

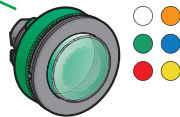
ZB5FA●8
see [page 79](#)



UN
Universal
for all color heads

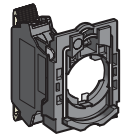
Connection: plug-in connector

Please contact our Customer Care Center



Projecting push

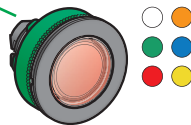
ZB5FW1●3
see [page 84](#)



UN
Universal
for all color heads

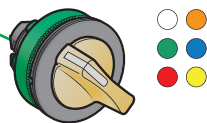
Connection: spring clamp terminals

ZBV●●5
see [page 105](#)



Flush or projecting "push-push to release"

ZB5FH0●3/FH●3
see [page 86](#)



Standard handle (1)

ZB5FK1●●3
see [page 91](#)

(1) Handle positions



Control and signaling units

Harmony XB5 plastic

Contact mounting - Contact sequence

Maximum recommended configurations to help ensure compliance with catalog characteristics

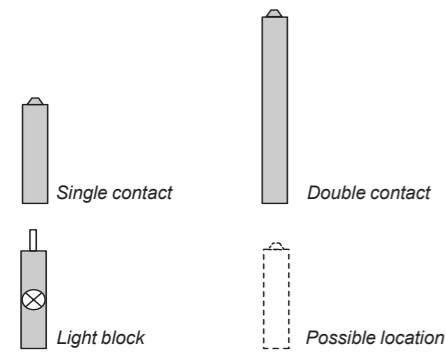
Unit type Complete units XB5A and XB5F, heads ZB5A and ZB5F (1)	Pushbuttons, spring return XB5AA●, ZB5AA● (except ZB5AA●8) XB5AC●, ZB5AC●, XB5AL●, ZB5AL●, XB5AP●, ZB5AP●, ZB5AR●	Double-headed pushbuttons XB5AL73415, ZB5AA712●, ZB5A●734●, ZB5AA79	Illuminated pushbuttons, spring return XB5AW●, ZB5AW●, ZB5AA●8	
	Flush mounted pushbuttons, spring return XB5FA●, ZB5FA● (except ZB5FA●8)		Illuminated pushbuttons, spring return XB5FW●, ZB5FW●, ZB5FA●8	
	Triple-headed pushbuttons XB5AA731327, XB5AA711137, ZB5AA7313●, ZB5AA7111●, ZB5AA72124, ZB5AA791		Double-headed pushbuttons + pilot light block XB5AW73731●5, ZB5AW7A17●●, ZB5AW7●374●, ZB5AW7A9	
Solution using single contacts				
Solution using single and double contacts				
Maximum recommended configurations	Single contacts Double contacts + Single contacts Light block	9 3 + 3 -	6 2 + 2 -	6 2 + 2 1

Possible configurations for high-power switching contacts (2) (3)

High-power switching contact blocks with screw clamp terminal connections:
ZBE501, ZBE502, ZBE503, ZBE504, and ZBE505
High-power switching contact blocks with connection by Faston connectors:
ZBE5013, ZBE5023, ZBE5033, ZBE5043, and ZBE5053

1 NO	1 NC	1 NO + NC 1 NO + NO 1 NC + NC

(1) Flush mounted heads for Ø 30 mm/1.18 in.
(2) The configurations are not upgradable and cannot be combined with other types of contact and signaling functions.
(3) High-power switching contacts are not compatible with Harmony triple-headed pushbuttons.



Emergency stop or Emergency switching off XB5AT●, ZB5AT●, XB5AS●, ZB5AS●	Selector switches, ■ Standard handle XB5AD●, ZB5AD● ■ Long handle XB5AJ●, ZB5AJ● ■ Knurled knob ZB5AD●9 ■ Key switch XB5AG●, ZB5AG●, ZB5AG0●	Illuminated selector switches with standard handle XB5AK●, ZB5AK●, Flush mounted illuminated selector switches with standard handle XB5FK●, ZB5FK●	Toggle switches ZB5AD●8 Pushbuttons, push-turn to release, knurled operator ZB5AF●, or lockable ZB5AFD●	Pushbuttons, push-push ZB5AH● Flush mounted pushbuttons, push-push ZB5FH●	Illuminated pushbuttons, push-push ZB5AH●3 ZB5AW743 Flush mounted illuminated pushbuttons, push-push ZB5FH●3 Illuminated Emergency Stop ZB5AT8643M
4 2 + 0 -	4 1 + 2 -	5 2 + 1 -	4 1 + 2 -	6 2 + 0 -	3 - -
4	5	4	6	3	2
4	2	1	2	3	-
2	1	+	2	+	-
0	2	1	2	0	1
-	-	-	-	1	-

Sequence of contacts on selector switch bodies

Unit type	Selector switches					
	2-position			3-position		
	315°	45°	315°	0°	45°	
Head pusher	Position		Not activated		Activated	
	Contact location		L C R		L C R	
Contacts	NO		■ ■ ■		□ □ □	
ZBE.	NC		□ □ □		■ ■ ■	

L left, C center, R right
□ open ■ closed

Harmony XB5, Plastic For Ø 22 mm mounting

Control and signaling units

Harmony XB5, plastic

Diameter 22 mm, spring return pushbuttons, unmarked






Pushbuttons with flush push ⁽¹⁾							
Screw clamp terminal connections (Schneider Electric anti-loosening system)							
Shape of head	Type of push	Type of contact		Color of push	Reference		Weight kg/lb
		NO	NC		For black bezel	For gray bezel ⁽²⁾	

Complete units ⁽³⁾							
	Flush	1	–	White	XB5AA11 (ZB5AZ101 + ZB5AA1)	XB5AA11C0 (ZB5AZ101 + ZB5AA1C0)	0.037/0.082
				Black	XB5AA21 ⁽⁶⁾ (ZB5AZ101 + ZB5AA2)	XB5AA21C0 (ZB5AZ101 + ZB5AA2C0)	0.037/0.082
				Green	XB5AA31 ⁽⁷⁾ (ZB5AZ101 + ZB5AA3)	XB5AA31C0 (ZB5AZ101 + ZB5AA3C0)	0.037/0.082
				Yellow	XB5AA51 (ZB5AZ101 + ZB5AA5)	XB5AA51C0 (ZB5AZ101 + ZB5AA5C0)	0.037/0.082
				Blue	XB5AA61 (ZB5AZ101 + ZB5AA6)	XB5AA61C0 (ZB5AZ101 + ZB5AA6C0)	0.037/0.082
				–	1	Red	XB5AA42 ⁽⁶⁾ (ZB5AZ102 + ZB5AA4)

XB5AA31



XB5AA51C0

Heads only, circular ⁽³⁾						
	Without cap ⁽⁴⁾	–	–	ZB5AA0	–	0.022/0.049
	Flush, with set of 6 colored caps	6 colors ⁽⁴⁾	–	ZB5AA9	–	0.027/0.060
	Flush	–	White	ZB5AA1	ZB5AA1C0	0.018/0.040
			Black	ZB5AA2	ZB5AA2C0	0.018/0.040
			Green	ZB5AA3	ZB5AA3C0	0.018/0.040
			Red	ZB5AA4	ZB5AA4C0	0.018/0.040
			Yellow	ZB5AA5	ZB5AA5C0	0.018/0.040
			Blue	ZB5AA6	ZB5AA6C0	0.018/0.040
			Gray	ZB5AA8	ZB5AA8C0	0.018/0.040
				Flush with transparent cap for insertion of legend ⁽⁵⁾	–	White
Green	ZB5AA38	ZB5AA38C0				0.018/0.040
Red	ZB5AA48	ZB5AA48C0				0.018/0.040
Orange	ZB5AA58	ZB5AA58C0				0.018/0.040
Blue	ZB5AA68	ZB5AA68C0				0.018/0.040
	Illuminated flush pushbutton head, with set of 6 colored caps	6 colors	–	ZB5AA98	–	0.018/0.040

ZB5AA0

ZB5AA5

ZB5AA48

(1) For recommended maximum number of contacts constituting the body (fixing collar and contact) associated with the head, see page 26 and 27.

(2) To add customized markings on these references using the web customization tool, see page 5.

(3) Colored cap to be ordered separately, see page 68.

(4) Head supplied with 6 different colored caps (white, black, green, red, yellow, or blue) not fitted.


(5) For legend ordering information, see page 76.

(6) To order products with 1NO and 1NC contact, replace the last digit of the commercial reference with a 5, example: XB5AA21 becomes XB5AA25.

Control and signaling units

Harmony XB5, plastic

Diameter 22 mm, spring return pushbuttons, unmarked



Pushbuttons with recessed push (1)						
High guard						
Shape of head	Type of push	Color	Reference		Weight kg/lb	
			For black bezel	For gray bezel		
Heads only, circular (2)						
	Recessed (high guard)	White	ZB5AA16	ZB5AA16C0	0.020/0.044	
		Black	ZB5AA26	ZB5AA26C0	0.020/0.044	
		Green	ZB5AA36	ZB5AA36C0	0.020/0.044	
		Red	ZB5AA46	ZB5AA46C0	0.020/0.044	
		Yellow	ZB5AA56	ZB5AA56C0	0.020/0.044	
		Blue	ZB5AA66	ZB5AA66C0	0.020/0.044	



ZB5AA16



ZB5AA46C0

Pushbuttons with projecting push (1)							
Screw clamp terminal connections (Schneider Electric anti-loosening system)							
Shape of head	Type of push	Type of contact		Color of push	Reference		Weight kg/lb
		NO	NC		For black bezel	For gray bezel	
Complete units (2)							
	Projecting	–	1	Red	ZB5AL42 (ZB5AZ102 + ZB5AL4)	ZB5AL42C0 (ZB5AZ102 + ZB5AL4C0)	0.038/0.084
		Heads only, circular (2)					
	Projecting			White	ZB5AL1	ZB5AL1C0	0.019/0.042
				Black	ZB5AL2	ZB5AL2C0	0.019/0.042
				Green	ZB5AL3	ZB5AL3C0	0.019/0.042
				Red	ZB5AL4	ZB5AL4C0	0.019/0.042
				Yellow	ZB5AL5	ZB5AL5C0	0.019/0.042
				Blue	ZB5AL6	ZB5AL6C0	0.019/0.042



XB5AL42



XB5AL42C0



ZB5AL3



ZB5AL6C0

(1) For recommended maximum number of contacts constituting the body (fixing collar and contact) associated with the head, see page 26 and 27.

(2) To add customized markings on these references using the web customization tool, see page 5.

Control and signaling units

Harmony XB5, plastic

Diameter 22 mm, spring return pushbuttons, unmarked



XB5AP51



XB5AP61C0



ZB5AP4



ZB5AP2S



ZB5AP383

Pushbuttons with booted head ⁽¹⁾								
Screw clamp terminal connections (Schneider Electric anti-loosening system)								
Shape of head	Type of push	Type of contact		Color of push	Reference		Weight kg/lb	
		NO	NC		For black bezel	For gray bezel		
Complete units ⁽²⁾								
	Booted, clear silicone (color of push unobscured)	1	–	Black	XB5AP21 (ZB5AZ101 + ZB5AP2)	XB5AP21C0	0.039/0.086	
				Green	XB5AP31 (ZB5AZ101 + ZB5AP3)	XB5AP31C0	0.039/0.086	
				Yellow	XB5AP51 (ZB5AZ101 + ZB5AP5)	XB5AP51C0	0.039/0.086	
				Blue	XB5AP61 (ZB5AZ101 + ZB5AP6)	XB5AP61C0	0.039/0.086	
		–	1	Red	XB5AP42 (ZB5AZ102 + ZB5AP4)	–	0.039/0.086	
Silicone booted heads only, with increased protection (IP69K)								
Flush 	Clear boot ⁽³⁾ For insertion of protected legend within head ⁽⁴⁾			White	ZB5AP18 ⁽²⁾	–	0.023/0.051	
				Green	ZB5AP38	–	0.023/0.051	
				Red	ZB5AP48 ⁽²⁾	–	0.023/0.051	
				Yellow	ZB5AP58	–	0.023/0.051	
				Blue	ZB5AP68 ⁽²⁾	–	0.023/0.051	
				–	–	–	–	–
Projecting 	Clear boot ⁽²⁾⁽³⁾			White	ZB5AP1	–	0.014/0.031	
				Black	ZB5AP2	–	0.014/0.031	
				Green	ZB5AP3	–	0.014/0.031	
				Red	ZB5AP4	–	0.014/0.031	
				Yellow	ZB5AP5	–	0.014/0.031	
				Blue	ZB5AP6	–	0.014/0.031	
				–	–	–	–	–
Silicone booted heads only, standard for mouting with legend holder (IP66)								
Flush 	Colored boot ⁽²⁾⁽⁵⁾			White	ZB5AP1S	–	0.021/0.046	
				Black	ZB5AP2S	–	0.021/0.046	
				Green	ZB5AP3S	–	0.021/0.046	
				Red	ZB5AP4S	–	0.021/0.046	
				Yellow	ZB5AP5S	–	0.021/0.046	
				Blue	ZB5AP6S	–	0.021/0.046	
				–	–	–	–	–
				–	–	–	–	–
				–	–	–	–	–
				–	–	–	–	–
	Clear membrane ⁽⁵⁾ For insertion of protected legend within head ⁽⁴⁾			White	ZB5AP183	–	0.010/0.022	
				Green	ZB5AP383	–	0.010/0.022	
				Red	ZB5AP483	–	0.010/0.022	
				Yellow	ZB5AP583 ⁽²⁾	–	0.010/0.022	
				Blue	ZB5AP683	–	0.010/0.022	

(1) For recommended maximum number of contacts constituting the body (fixing collar and contact) associated with the head, see [page 26](#) and [page 27](#).(2) To add customized markings on these references using the web customization tool, see [page 5](#).




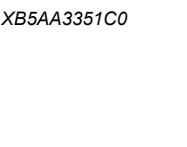




(3) Permissible panel thickness 1 to 5 mm/0.039 to 0.197 in., cannot be used with legend holders.

(4) To order a legend for insertion within the head, see [page 76](#).(5) For replacement of silicone protection element without dismantling head, see [page 70](#).

Control and signaling units

Harmony XB5, plastic

Diameter 22 mm, spring return pushbuttons, with marking

Pushbuttons with flush or projecting push (1)								
Screw clamp terminal connections (Schneider Electric anti-loosening system)								
Shape of head	Type of push	Type of contact		Marking Text (color)	Color of push	Reference		Weight kg/lb
		NO	NC			For black bezel	For gray bezel	
Complete units (2)								
	Flush	1	–	"I" (white)	Green	XB5AA3311 (ZB5AZ101 + ZB5AA331)	XB5AA3311C0 (ZB5AZ101 + ZB5AA331C0)	0.037/0.082
	Flush	–	1	"O" (white)	Red	XB5AA4322 (ZB5AZ102 + ZB5AA432)	XB5AA4322C0 (ZB5AZ102 + ZB5AA432C0)	0.037/0.082
	Flush (3)	1	–	↑ (black)	White	XB5AA3341 (ZB5AZ101 + ZB5AA334)	XB5AA3341C0 (ZB5AZ101 + ZB5AA334C0)	0.037/0.082
	Flush (3)	1	–	↓ (white)	Black	XB5AA3351 (ZB5AZ101 + ZB5AA335)	XB5AA3351C0 (ZB5AZ101 + ZB5AA335C0)	0.037/0.082
Heads only, circular (2)								
	Flush			"I" (white)	Green	ZB5AA331	ZB5AA331C0	0.018/0.040
				"I" (black)	White	ZB5AA131	ZB5AA131C0	0.018/0.040
				"II" (white)	Green	ZB5AA336	–	0.018/0.040
				"START" (white)	Green	ZB5AA333	ZB5AA333C0	0.018/0.040
				"ON" (white)	Green	ZB5AA341	–	0.018/0.040
				"MARCHE" (white)	Green	ZB5AA342	–	0.018/0.040
				 (white)	Black	ZB5AA245	–	0.018/0.040
				 (black)	White	ZB5AA145	–	0.018/0.040
				"O" (white)	Red	ZB5AA432	ZB5AA432C0	0.018/0.040
					Black	ZB5AA232	–	0.018/0.040
				"ARRET" (white)	Red	ZB5AA433	–	0.018/0.040
				"STOP" (white)	Red	ZB5AA434	ZB5AA434C0	0.018/0.040
					Black	ZB5AA234	–	0.018/0.040
				"OFF" (white)	Red	ZB5AA435	–	0.018/0.040
				UP (black)	White	ZB5AA343	–	0.018/0.040
			DOWN (white)	Black	ZB5AA344	–	0.018/0.040	
			↑ (black) (3)	White	ZB5AA334	ZB5AA334C0	0.018/0.040	
			↓ (white) (3)	Black	ZB5AA335	ZB5AA335C0	0.018/0.040	
Heads only, circular (2)								
	Projecting (3)			"O" (white)	Red	ZB5AL432	ZB5AL432C0	0.019/0.042
					Black	ZB5AL232	–	0.019/0.042
				"STOP" (white)	Red	ZB5AL434	–	0.019/0.042

(1) For recommended maximum number of contacts constituting the body (fixing collar and contact) associated with the head, see page 26 and 27.

(2) To add customized markings on these references using the web customization tool, see page 5.

(3) Product supplied with cap not clipped in, allowing orientation through 360° in 90° steps.

Control and signaling units

Harmony XB5, plastic

Diameter 22 mm, illuminated pushbuttons, spring return, with Universal LED

Illuminated pushbuttons with flush push (1)

Screw clamp terminal connections (Schneider Electric anti-loosening system)

Shape of head	Description	Type of contact		Supply voltage V	Color of push	Reference		Weight kg/lb	
		NO	NC			For black bezel	For gray bezel		
Complete units - With plain lens									
 XB5AW31B5	Universal LED	1	1	24 ~ 50/60 Hz	White	XB5AW31B5 (ZB5AW0B15 + ZB5AW313)	XB5AW31B5C0 (ZB5AW0B15 + ZB5AW313C0)	0.056/0.123	
					Green	XB5AW33B5 (3) (ZB5AW0B15 + ZB5AW333)	XB5AW33B5C0 (ZB5AW0B15 + ZB5AW333C0)	0.056/0.123	
					Red	XB5AW34B5 (ZB5AW0B15 + ZB5AW343)	XB5AW34B5C0 (ZB5AW0B15 + ZB5AW343C0)	0.056/0.123	
					Orange	XB5AW35B5 (ZB5AW0B15 + ZB5AW353)	XB5AW35B5C0 (ZB5AW0B15 + ZB5AW353C0)	0.056/0.123	
					Blue	XB5AW36B5 (ZB5AW0B15 + ZB5AW363)	XB5AW36B5C0 (ZB5AW0B15 + ZB5AW363C0)	0.056/0.123	
					110...120 ~ 50/60 Hz	White	XB5AW31G5 (ZB5AW0G15 + ZB5AW313)	XB5AW31G5C0 (ZB5AW0G15 + ZB5AW313C0)	0.056/0.123
					Green	XB5AW33G5 (ZB5AW0G15 + ZB5AW333)	XB5AW33G5C0 (ZB5AW0G15 + ZB5AW333C0)	0.056/0.123	
					Red	XB5AW34G5 (ZB5AW0G15 + ZB5AW343)	XB5AW34G5C0 (ZB5AW0G15 + ZB5AW343C0)	0.056/0.123	
					Orange	XB5AW35G5 (ZB5AW0G15 + ZB5AW353)	XB5AW35G5C0 (ZB5AW0G15 + ZB5AW353C0)	0.056/0.123	
					Blue	XB5AW36G5 (ZB5AW0G15 + ZB5AW363)	XB5AW36G5C0 (ZB5AW0G15 + ZB5AW363C0)	0.056/0.123	
					230...240 ~ 50/60 Hz	White	XB5AW31M5 (ZB5AW0M15 + ZB5AW313)	XB5AW31M5C0 (ZB5AW0M15 + ZB5AW313C0)	0.056/0.123
					Green	XB5AW33M5 (ZB5AW0M15 + ZB5AW333)	XB5AW33M5C0 (ZB5AW0M15 + ZB5AW333C0)	0.056/0.123	
Red	XB5AW34M5 (ZB5AW0M15 + ZB5AW343)	XB5AW34M5C0 (ZB5AW0M15 + ZB5AW343C0)	0.056/0.123						
Orange	XB5AW35M5 (ZB5AW0M15 + ZB5AW353)	XB5AW35M5C0 (ZB5AW0M15 + ZB5AW353C0)	0.056/0.123						
Blue	XB5AW36M5 (ZB5AW0M15 + ZB5AW363)	XB5AW36M5C0 (ZB5AW0M15 + ZB5AW363C0)	0.056/0.123						

(1) For recommended maximum number of contacts constituting the body (fixing collar and contact) associated with the head, see [page 26](#) and [27](#).(2) To add customized markings on these references using the web customization tool, see [page 5](#).

(3) To order products with 2NO contact, replace the last digit of the commercial reference with a 3.

Control and signaling units

Harmony XB5, plastic

Diameter 22 mm, illuminated pushbuttons, spring return, with Universal LED







ZB5AW313




ZB5AW383C0



ZB5AW363

Illuminated pushbuttons with flush push (1)					
Shape of head	Type of push	Color	Reference		Weight kg/lb
			For black bezel	For gray bezel	
Heads only, circular (2) - With plain lens (3)					
	Flush	White	ZB5AW313	ZB5AW313C0	0.017/0.037
		Green	ZB5AW333	ZB5AW333C0	0.017/0.037
		Red	ZB5AW343	ZB5AW343C0	0.017/0.037
		Orange	ZB5AW353	ZB5AW353C0	0.017/0.037
		Yellow	ZB5AW383	ZB5AW383C0	0.017/0.037
		Blue	ZB5AW363	ZB5AW363C0	0.017/0.037
	Flush with illuminated ring	White	ZB5AW913	–	0.016/0.035
		Green	ZB5AW933	–	0.016/0.035
		Red	ZB5AW943	–	0.016/0.035
		Orange	ZB5AW953	–	0.016/0.035
		Yellow	ZB5AW983	–	0.016/0.035
		Blue	ZB5AW963	–	0.016/0.035
	Flush with clear boot (IP67)	White	ZB5AW513	ZB5AW513C0	0.019/0.042
		Green	ZB5AW533	ZB5AW533C0	0.019/0.042
		Red	ZB5AW543	ZB5AW543C0	0.019/0.042
		Orange	ZB5AW553	ZB5AW553C0	0.019/0.042
		Yellow	ZB5AW583	ZB5AW583C0	0.019/0.042
		Blue	ZB5AW563	ZB5AW563C0	0.019/0.042
	Flush for insertion of legend (4) (IP69 K)	White	ZB5AA18	ZB5AA18C0	0.018/0.040
		Green	ZB5AA38	ZB5AA38C0	0.018/0.040
		Red	ZB5AA48	ZB5AA48C0	0.018/0.040
		Orange	ZB5AA58	ZB5AA58C0	0.018/0.040
		Yellow	ZB5AA88	ZB5AA88C0	0.018/0.040
		Blue	ZB5AA68	ZB5AA68C0	0.018/0.040
Illuminated flush pushbutton head, with set of 6 colored caps		6 colors	ZB5AA98	–	0.018/0.040

Heads only, circular (2) - With grooved lens (3) (5)					
	Flush	White	ZB5AW313S	ZB5AW313SC0	0.017/0.037
		Green	ZB5AW333S	ZB5AW333SC0	0.017/0.037
		Red	ZB5AW343S	ZB5AW343SC0	0.017/0.037
		Orange	ZB5AW353S	ZB5AW353SC0	0.017/0.037
		Yellow	ZB5AW383S	ZB5AW383SC0	0.017/0.037
		Blue	ZB5AW363S	ZB5AW363SC0	0.017/0.037

(1) For recommended maximum number of contacts constituting the body (fixing collar and contact) associated with the head, see page 26 and 27.

(2) For use with bodies comprising a light source with Universal LED only.

(3) To add customized markings on these references using the web customization tool, see page 5.

(4) For legend ordering information, see page 76.


(5) For use in bright ambient light conditions (for example, outdoors in sunlight).

Control and signaling units

Harmony XB5, plastic

Diameter 22 mm, illuminated pushbuttons, spring return, with Universal LED

Illuminated pushbuttons with projecting push ⁽¹⁾

Shape of head	Type of push	Color	Reference		Weight kg/lb
			For black bezel	For gray bezel	
Heads only, circular ⁽²⁾ - With plain lens ⁽³⁾					
	Projecting	White	ZB5AW113	ZB5AW113C0	0.018/0.040
		Green	ZB5AW133	ZB5AW133C0	0.018/0.040
		Red	ZB5AW143	ZB5AW143C0	0.018/0.040
		Orange	ZB5AW153	ZB5AW153C0	0.018/0.040
		Yellow	ZB5AW183	ZB5AW183C0	0.018/0.040
		Blue	ZB5AW163	ZB5AW163C0	0.018/0.040



ZB5AW143



ZB5AW183C0

(1) For recommended maximum number of contacts constituting the body (fixing collar and contact) associated with the head, see [page 26 and 27](#).

(2) For use with bodies comprising a light source with Universal LED only.

(3) To add customized markings on these references using the web customization tool, see [page 5](#).

Control and signaling units

Harmony XB5, plastic

Diameter 22 mm, illuminated pushbuttons, spring return, with BA 9s base fitting



XB5AW3465





XB5AW3335




ZB5AW33



ZB5AW13

Illuminated pushbuttons with flush push ⁽¹⁾							
Screw clamp terminal connections (Schneider Electric anti-loosening system)							
Shape of head	Description	Type of contact		Supply voltage V	Color of push	Reference	Weight kg/lb
		NO	NC				
Complete units - With plain lens ⁽²⁾							
	Direct supply for bulb with BA9s base fitting, 2.4 W max. (bulb not included)	1	1	≤ 250	White	XB5AW3165 (ZB5AW065 + ZB5AW31)	0.057/0.126
					Green	XB5AW3365 (ZB5AW065 + ZB5AW33)	0.057/0.126
					Red	XB5AW3465 (ZB5AW065 + ZB5AW34)	0.057/0.126
					Orange	XB5AW3565 (ZB5AW065 + ZB5AW35)	0.057/0.126
Heads only ⁽³⁾ - With plain lens ⁽²⁾							
	Flush				White	ZB5AW31	0.018/0.040
					Green	ZB5AW33	0.018/0.040
					Red	ZB5AW34	0.018/0.040
					Orange	ZB5AW35	0.018/0.040
					Blue	ZB5AW36	0.018/0.040
					Clear	ZB5AW37	0.018/0.040

Illuminated pushbuttons with projecting push ⁽¹⁾				
Shape of head	Type of push	Color	Reference	Weight kg/lb
Heads only ⁽²⁾ - With plain lens ⁽³⁾				
	Projecting	White	ZB5AW11	0.017/0.037
		Green	ZB5AW13	0.017/0.037
		Red	ZB5AW14	0.017/0.037
		Orange	ZB5AW15	0.017/0.037
		Blue	ZB5AW16	0.017/0.037
		Clear	ZB5AW17	0.017/0.037

(1) For recommended maximum number of contacts constituting the body (fixing collar and contact) associated with the head, see [page 26](#) and [27](#).

(2) For use with bodies comprising a light source with BA9s base fitting bulb (incandescent, neon, or LED) only.

(3) To add customized markings on these references using the web customization tool, see [page 5](#).

Control and signaling units

Harmony XB5 plastic

Diameter 22 mm, multiple-headed pushbuttons, spring return



XB5AL73415



ZB5AA7121



ZB5AL7341



XB5AW73731-5



ZB5AW7A1721



ZB5AW7A3741

Double-headed pushbuttons (1)

Screw clamp terminal connections (Schneider Electric anti-loosening system)

Shape of head	Description	Type of contact		Caps (2)		Reference	Weight kg/lb
		NO	NC	Marking	Background color		

Complete units

	1 flush push, black 1 projecting push, red	1	1	White "I"	Green	XB5AL73415	0.053/0.117
				White "O"	Red		

Heads only

	2 flush push, black			Unmarked	White	ZB5AA7120	0.023/0.051		
				Unmarked	Black				
				Black "I"	White			ZB5AA7121	0.023/0.051
				White "O"	Black				
				Unmarked	Green			ZB5AA7340	0.023/0.051
				Unmarked	Red				
				Black "→"	White			ZB5AA7213	0.023/0.051
				White "←"	Black				
				White "I"	Green			ZB5AA7341	0.023/0.051
				White "O"	Red				
	1 flush push, black 1 projecting push, red	1	1	Without cap (3)		ZB5AA79	0.023/0.051		
				Unmarked	Green			ZB5AL7340	0.023/0.051
				Unmarked	Red				
				White "I"	Green			ZB5AL7341	0.023/0.051
White "O"	Red								

Double-headed pushbuttons with 1 white central pilot light block (1)

Screw clamp terminal connections (Schneider Electric anti-loosening system)

Shape of head	Description	Type of contact		Caps		Pilot light voltage V	Reference	Weight kg/lb
		NO	NC	Marking	Background color			

Complete units

	1 flush push, black 1 projecting push, red 1 central pilot light block, white	1	1	White "I"	Green	24	XB5AW73731B5	0.066/0.146		
				White "O"	Red	120			XB5AW73731G5	0.066/0.146
						240				

Heads only (5)

	2 flush push, black 1 central pilot light, clear (4)			Unmarked	White	ZB5AW7A1720	0.023/0.051		
				Unmarked	Black				
				Black "I"	White			ZB5AW7A1721	0.023/0.051
				White "O"	Black				
				Unmarked	Green			ZB5AW7A3740	0.023/0.051
				Unmarked	Red				
				White "I"	Green			ZB5AW7A3741	0.023/0.051
				White "O"	Red				
				Black "↑"	Green			ZB5AW7A1724	0.023/0.051
				White "↓"	Red				
Black "+"	White	ZB5AW7A1715	0.023/0.051						
Black "-"	White								
	1 flush push, black 1 projecting push, red 1 central pilot light, clear (4)	1	1	Without cap (3)		ZB5AW7A9	0.023/0.051		
				Unmarked	Green			ZB5AW7L3740	0.023/0.051
				Unmarked	Red				
				White "I"	Green			ZB5AW7L3741	0.023/0.051
White "O"	Red								

(1) Recommended maximum number of contacts constituting the body (fixing collar and contact) associated with the head, see page 26 and 27.

(2) These caps are factory assembled and cannot be removed (risk of damage).

(3) Caps to be ordered separately.

(4) Color of centrally positioned pilot light determined by the color of the LED incorporated in the body sub-assembly.

(5) Only for use with bodies comprising a light source with Universal LED.

Control and signaling units Ø

Harmony XB5 plastic

Diameter 22 mm, multiple-headed pushbuttons, spring return



XB5AA731327



ZB5AA71124



ZBA7235



ZBA7331



ZBA7432



ZBA709

Triple-headed pushbuttons ^{(1) (2)}								
Screw clamp terminal connections (Schneider Electric anti-loosening system)								
Shape of head	Description	Type of contact			Caps ⁽³⁾		Reference	Weight kg/lb
		NO	NC	NO	Marking	Background color		

Complete units								
	2 flush push, black, 1 central projecting push, marked "Stop" in white	1	1	1	White "I" White "II"	Green Green	XB5AA731327	0.063/0.139
					Black "→" White "←"	White Black	XB5AA711237	0.063/0.139

Heads only								
	White "↑"				White "↑"	Green	ZB5AA73134	0.023/0.051
	White "↓"				White "↓"	Green		
	Black "→"				Black "→"	White		
	White "←"				White "←"	Black	ZB5AA71123	0.023/0.051
	Black "↑"				Black "↑"	White	ZB5AA71124	0.023/0.051
	White "↓"				White "↓"	Black		
	White "↑"				White "↑"	Black	ZB5AA72124	0.023/0.051
	White "↓"				White "↓"	Black		
	Without cap ⁽⁴⁾						ZB5AA791	0.023/0.051

Specific accessories for multiple-headed pushbuttons						
Description	Marking	Background color	Sold in lots of	Reference	Weight kg/lb	
Caps only for clip-on mounting ⁽⁵⁾ on: - ZB5AA79 double-headed pushbuttons - ZB5AW7A9 double-headed pushbuttons + central pilot light block - ZB5AA791 triple-headed pushbuttons	Unmarked	White	10	ZBA71	0.010/0.022	
	"I" Black		10	ZBA7131	0.010/0.022	
	"↓" Black		10	ZBA7134	0.010/0.022	
	"+" Black		10	ZBA7138	0.010/0.022	
	Unmarked	Black	10	ZBA72	0.010/0.022	
	"O" White		10	ZBA7232	0.010/0.022	
	"↓" White		10	ZBA7235	0.010/0.022	
	"I" White		10	ZBA7237	0.010/0.022	
	Unmarked	Green	10	ZBA73	0.010/0.022	
	"I" White		10	ZBA7331	0.010/0.022	
	"↑" White		10	ZBA7335	0.010/0.022	
	Unmarked	Red	10	ZBA74	0.010/0.022	
	"O" White		10	ZBA7432	0.010/0.022	
	Unmarked	Yellow	10	ZBA75	0.010/0.022	
	Unmarked	Blue	10	ZBA76	0.010/0.022	
	Silicone boots for 2 flush push ⁽⁶⁾	-	Clear	10	ZBA708	0.055/0.121
Silicone boots for 3 pushes ⁽⁶⁾	-		10	ZBA709	0.055/0.121	
Silicone boots for 1 flush push and 1 projecting push ⁽⁶⁾	-		10	ZBA710	0.055/0.121	

(1) Recommended maximum number of contacts constituting the body (fixing collar and contact) associated with the head, see page 26 and 27.

(2) Not compatible with high power switching contacts and contacts for printed circuit board.

(3) These caps are factory assembled and cannot be removed (risk of damage).

(4) Caps to be ordered separately, see accessories on this page.

(5) Can be clipped-in at 90° steps, through 360°.

(6) Can be replaced without dismantling the head.

Control and signaling units

Harmony XB5, plastic

Diameter 22 mm, mushroom head pushbuttons, spring return



XB5AC21





ZB5AC24



ZB5AC2



ZB5AR4

Mushroom head pushbuttons ⁽¹⁾ ⁽²⁾						
Screw clamp terminal connections (Schneider Electric anti-loosening system)						
Shape of head	Type of push	Type of contact		Push	Reference	Weight kg/lb
		NO	NC			
				Diameter Ø mm/in.	Color	
Complete units						
	Mushroom head	1	–	40/1.575	Black	ZB5AC21 (ZB5AZ101 + ZB5AC2) 0.062/0.137
Heads only						
	Mushroom head			30/1.181	Black	ZB5AC24 0.027/0.060
					Green	ZB5AC34 0.027/0.060
					Red	ZB5AC44 0.027/0.060
					Yellow	ZB5AC54 0.027/0.060
					Blue	ZB5AC64 0.027/0.060
				40/1.575	Black	ZB5AC2 0.046/0.101
					Green	ZB5AC3 0.046/0.101
					Red	ZB5AC4 0.046/0.101
					Yellow	ZB5AC5 0.046/0.101
					Blue	ZB5AC6 0.046/0.101
				60/2.362	Black	ZB5AR2 0.065/0.143
					Green	ZB5AR3 0.065/0.143
					Red	ZB5AR4 0.065/0.143
					Yellow	ZB5AR5 0.065/0.143
					Blue	ZB5AR6 0.065/0.143

(1) These pushbuttons and heads cannot be used for an Emergency stop function. Therefore, it is recommended that a legend with a black or white background is used.

(2) Recommended maximum number of contacts constituting the body (fixing collar and contact) associated with the head, see page 26 and 27.

Control and signaling units

Harmony XB5, plastic

Diameter 22 mm, mushroom head pushbuttons, latching



ZB5AT2



ZB5AS62



ZB5AS72

Mushroom head pushbuttons (1) (2)					
Shape of head	Type of reset	Push Diameter Ø mm/in.	Color	Reference	Weight kg/lb
Heads only					
	Push-pull	30/1.181	Black	ZB5AT24	0.044/0.097
		40/1.575	Black	ZB5AT2	0.049/0.108
		60/2.362	Black	ZB5AX2	0.067/0.148
	Turn to release	30/1.181	Black	ZB5AS42	0.040/0.088
		40/1.575	Black	ZB5AS52	0.044/0.097
		40/1.575	Yellow	ZB5AS55	0.044/0.097
		60/2.362	Black	ZB5AS62	0.064/0.141
	Key release (key 455) (2 keys included with head) (3) (4)	30/1.181	Black	ZB5AS72	0.040/0.088
		40/1.575	Black	ZB5AS12	0.044/0.097



ZB5AW733

Illuminated mushroom head pushbuttons (2)					
Shape of head	Type of reset	Push Diameter Ø mm/in.	Color	Reference	Weight kg/lb
Heads only (5)					
	Turn to release	40/1.575	White	ZB5AW713	0.022/0.049
			Green	ZB5AW733	0.022/0.049
			Orange	ZB5AW753	0.022/0.049
			Blue	ZB5AW763	0.022/0.049

(1) These pushbuttons and heads cannot be used for an Emergency stop function. Therefore, it is recommended that a legend with a black or white background is used.
 (2) Recommended maximum number of contacts constituting the body (fixing collar and contact) associated with the head, see page 26 and 27.
 (3) For specific keys, please contact our Customer Care Center.
 (4) The symbol indicates key withdrawal position(s).
 (5) Only for use with bodies comprising a light source with Universal LED.

Control and signaling units

Harmony XB5, plastic

Diameter 22 mm, Emergency stop and Emergency switching off functions

Emergency stop and Emergency switching off functions conforming to EN/IEC 60204-1, 60364-5-53, EN/ISO 13850, and Machinery Directive 2006/42/EC







Emergency stop function: Mushroom head Emergency stop trigger action and mechanical latching pushbuttons conform to standards EN/IEC 60204-1 and EN/ISO 13850, Machinery Directive 2006/42/EC, and standard EN/IEC 60947-5-5.

Emergency switching off function: Mushroom head switching off mechanical latching pushbuttons conform to standards IEC 60364-5-53 and EN/IEC 60947-5-5.

Please contact our Customer Care Center for an explanation of these standards and directives.


Emergency stop and switching off pushbuttons with trigger action and mechanical latching (1) (2)

Screw clamp terminal connections (Schneider Electric anti-loosening system)

Shape of head	Type of reset	Type of contact			Push Diameter Ø mm/in.	Color	Reference	Weight kg/lb
		NO	NC	NC MC(6)				
Complete units								
	Push-pull	–	1	–	40/1.575	Red	XB5AT842 (ZB5AZ102 + ZB5AT84)	0.065/0.143
		1	1	–	40/1.575	Red	XB5AT845 (ZB5AZ105 + ZB5AT84)	0.076/0.168
	Turn to release	–	–	1	40/1.575	Red	XB5AS8446 (ZBE302 + ZB5AZ009 + ZB5AS844)	0.063/0.138
		–	1	–	40/1.575	Red	XB5AS8442 (ZB5AZ102 + ZB5AS844)	0.060/0.132
		1	1	–	40/1.575	Red	XB5AS8445 (ZB5AZ105 + ZB5AS844)	0.072/0.159
		–	2	–	40/1.575	Red	XB5AS8444 (ZB5AZ104 + ZB5AS844)	0.072/0.159
	Key release (key 455)(3)	–	1	–	40/1.575	Red	XB5AS9442 (ZB5AZ102 + ZB5AS944)	0.075/0.165
		1	1	–	40/1.575	Red	XB5AS9445 (ZB5AZ105 + ZB5AS944)	0.112/0.247
Heads only								
	Push-pull				30/1.181	Red	ZB5AT844	0.049/0.108
					40/1.575	Red	ZB5AT84	0.049/0.108
					60/2.362	Red	ZB5AX84	0.067/0.148
	Turn to release				30/1.181	Red	ZB5AS834	0.042/0.002
					40/1.575	Red	ZB5AS844 (5)	0.046/0.002
	Key release (key 455) (2 keys included with head) (3)(4) (5)				30/1.181	Red	ZB5AS934	0.068/0.003
					40/1.575	Red	ZB5AS944	0.071/0.003
					60/2.362	Red	ZB5AS964	0.092/0.004
	Key release (key 4A185) (4)				40/1.575	Red	ZB5AS944D	0.071/0.003

(1) For recommended maximum number of contacts constituting the body (fixing collar and contact) associated with the head, see [page 26](#) and [27](#).


(2) It is recommended that a legend or yellow background is used.

(3) The symbol  indicates key withdrawal position(s).


(4) For specific keys, please contact our Customer Care Center.

(5) To order a pushbutton head of Ø 60 mm/2.364 mm, replace the last 2 digits of the commercial reference with "64", example [ZB5AS844](#) becomes [ZB5AS864](#).

(6) NC contact block with monitoring dedicated for Emergency stop head only.



XB5AT845



XB5AS8445



XB5AS9445



ZB5AT84



ZB5AS844



ZB5AS834



ZB5AS934

Control and signaling units

Harmony XB5, plastic

Diameter 22 mm, Illuminated rings for Emergency stop

Illuminated rings for Emergency stop (1)

Description	Marking	Signaling	Supply voltage	Color	Sold in lots of	Reference	Weight kg/lb
Ø 60 mm/2.362 in. illuminated ring for Emergency stop	EMERGENCY STOP	Fixed, red	24 V ~	Yellow	1	ZBY9W2B330	0.031/0.068
	ARRET D'URGENCE	Fixed, red	24 V ~	Yellow	1	ZBY9W2B130	0.031/0.068
	NOT HALT	Fixed, red	24 V ~	Yellow	1	ZBY9W2B230	0.031/0.068
	PARADA DE EMERGENCIA	Fixed, red	24 V ~	Yellow	1	ZBY9W2B430	0.031/0.068
	ARRESTO DI EMERGENZA	Fixed, red	24 V ~	Yellow	1	ZBY9W2B630	0.031/0.068
	-	Fixed, red	24 V ~	Yellow	1	ZBY9W2B140	0.031/0.068
	EMERGENCY STOP	Fixed, red	120 V ~	Yellow	1	ZBY9W2G330	0.031/0.068
	ARRET D'URGENCE	Fixed, red	120 V ~	Yellow	1	ZBY9W2G130	0.031/0.068
	NOT HALT	Fixed, red	120 V ~	Yellow	1	ZBY9W2G230	0.031/0.068
	PARADA DE EMERGENCIA	Fixed, red	120 V ~	Yellow	1	ZBY9W2G430	0.031/0.068
	ARRESTO DI EMERGENZA	Fixed, red	120 V ~	Yellow	1	ZBY9W2G630	0.031/0.068
	-	Fixed, red	120 V ~	Yellow	1	ZBY9W2G140	0.031/0.068
	EMERGENCY STOP	Fixed, red	230 V ~	Yellow	1	ZBY9W2M330	0.031/0.068
	ARRET D'URGENCE	Fixed, red	230 V ~	Yellow	1	ZBY9W2M130	0.031/0.068
	NOT HALT	Fixed, red	230 V ~	Yellow	1	ZBY9W2M230	0.031/0.068
	PARADA DE EMERGENCIA	Fixed, red	230 V ~	Yellow	1	ZBY9W2M430	0.031/0.068
ARRESTO DI EMERGENZA	Fixed, red	230 V ~	Yellow	1	ZBY9W2M630	0.031/0.068	
-	Fixed, red	230 V ~	Yellow	1	ZBY9W2M140	0.031/0.068	
EMERGENCY STOP	Fixed, red + white	24 V ~	Yellow	1	ZBY9W3B330	0.031/0.068	
ARRET D'URGENCE	Fixed, red + white	24 V ~	Yellow	1	ZBY9W3B130	0.031/0.068	
NOT HALT	Fixed, red + white	24 V ~	Yellow	1	ZBY9W3B230	0.031/0.068	
PARADA DE EMERGENCIA	Fixed, red + white	24 V ~	Yellow	1	ZBY9W3B430	0.031/0.068	
ARRESTO DI EMERGENZA	Fixed, red + white	24 V ~	Yellow	1	ZBY9W3B630	0.031/0.068	
-	Fixed, red + white	24 V ~	Yellow	1	ZBY9W3B140	0.031/0.068	



ZBY9W2B330



ZBY9W3B140



ZBY9W2B501

Illuminated ring without legend for customization (use with ZBY9W101)

Description	Marking	Signaling	Supply voltage	Color	Sold in lots of	Reference	Weight kg/lb
Ø 60 mm/2.362 in., No marking can be used with all Ø 22 mm/0.866 in. heads		Fixed, red	24 V ~	-	1	ZBY9W2B501	0.015/0.033
		Fixed, red + white	24 V ~	-	1	ZBY9W3B501	0.016/0.035



ZBY9W101

Customizable circular legend for illuminated ring without legend (2)


Description	Reference	Weight kg/lb
Ø 60 mm/2.362 in.	ZBY9W101	0.004/0.009

Illuminated rings for mushroom head pushbuttons

Description	Marking	Signaling	Supply voltage	Color	Sold in lots of	Reference	Weight kg/lb
Ø 60 mm/2.362 in. illuminated ring	-	Fixed, red	24 V ~	Yellow	1	ZBY9W2B101	0.031/0.068
	-	Fixed, red	120 V ~	Yellow	1	ZBY9W2G101	0.031/0.068
	-	Fixed, red	230 V ~	Yellow	1	ZBY9W2M101	0.031/0.068
	-	Fixed, red + white	24 V ~	Yellow	1	ZBY9W3B101	0.031/0.068



ZBY9W2B101

(1) For compliance with standard EN/ISO 13850, paragraph 4.4.6, the Emergency Stop function logo  has been added.(2) To create customized marking on this reference using the web customization tool, see [page 43](#).

Control and signaling units

Harmony XB5, plastic

Diameter 22 mm, Emergency stop and Emergency switching off functions

Circular yellow legends for Emergency stop



ZBY9121



ZBY9420

Circular yellow legends for Emergency stop (1)

Description	Marking	Signaling	Supply voltage	Color	Sold in lots of	Reference	Weight kg/lb
Ø 60 mm/2.362 in. legend for Emergency stop function	-	-	-	Yellow	5	ZBY9121	0.007/0.015
	EMERGENCY STOP	-	-	Yellow	5	ZBY9320	0.007/0.015
	ARRET D'URGENCE	-	-	Yellow	5	ZBY9120	0.007/0.015
	NOT HALT	-	-	Yellow	5	ZBY9220	0.007/0.015
	PARADA DE EMERGENCIA	-	-	Yellow	5	ZBY9420	0.007/0.015
	ARRESTO DI EMERGENZA	-	-	Yellow	5	ZBY9620	0.007/0.015

Emergency stop and Emergency switching off functions conforming to EN/IEC 60204-1, 60364-5-53, EN/ISO 13850, and Machinery Directive 2006/42/EC

Emergency stop function: Mushroom head Emergency stop trigger action and mechanical latching pushbuttons conform to standards EN/IEC 60204-1 and EN/ISO 13850, Machinery Directive 2006/42/EC, and standard EN/IEC 60947-5-5.

Emergency switching off function: Mushroom head switching off mechanical latching pushbuttons conform to standards IEC 60364-5-53 and EN/IEC 60947-5-5.

Please contact our Customer Care Center for an explanation of these standards and directives.

Illuminated and non illuminated Emergency stop and Emergency switching off pushbuttons with trigger action and mechanical latching

Shape of head	Type of reset	Signaling type	Type of contact		Supply voltage V	Diameter Ø mm/in.	Color of the push	Reference	Weight kg/lb
			NO	NC					

Complete units

	Turn to release	Fixed white + fixed red, bi-color	1	1	24 ~	60/2.362	Red	ZB5AS84W3B5	0.107/0.236
			1	2	24 ~	60/2.362	Red	ZB5AS84W3B41	0.117/0.258

Heads only

	Turn to release	-	-	-	60/2.362	Red	ZB5AS84W00	0.055/0.121	
		Fixed, red	-	-	24 ~	60/2.362	Red	ZB5AS84W2B	0.055/0.121
		Fixed, red	-	-	120 ~	60/2.362	Red	ZB5AS84W2G	0.055/0.121
		Fixed, red	-	-	230 ~	60/2.362	Red	ZB5AS84W2M	0.055/0.121
		Fixed white + fixed red, bi-color	-	-	24 ~	60/2.362	Red	ZB5AS84W3B	0.055/0.121

Circular yellow legends for Emergency stop ZB5AS84W●● (1)

Description	Marking	Color	Sold in lots of	Reference	Weight kg/lb
Ø 90 mm/1.181 in. legend for Emergency stop function	EMERGENCY STOP	Yellow	10	ZBY8L330	0.055/0.121
	-	Yellow	10	ZBY8L140	0.055/0.121

(1) For compliance with standard EN/ISO 13850, paragraph 4.4.6, the Emergency Stop function logo has been added.



XB5AS84W3B5



ZB5AS84W2B



ZBY8L330

Control and signaling units

Harmony XB5, plastic

Diameter 22 mm, Emergency stop and Emergency switching off functions

Circular yellow legends for Emergency stop


Emergency stop and Emergency switching off functions conforming to EN/IEC 60204-1, 60364-5-53, EN/ISO 13850, and Machinery Directive 2006/42/EC

Emergency stop function: Mushroom head Emergency stop trigger action and mechanical latching pushbuttons conform to standards EN/IEC 60204-1 and EN/ISO 13850, Machinery Directive 2006/42/EC, and standard EN/IEC 60947-5-5. Emergency switching off function: Mushroom head switching off mechanical latching pushbuttons conform to standards IEC 60364-5-53 and EN/IEC 60947-5-5.

Please contact our Customer Care Center for an explanation of these standards and directives.

Illuminated Emergency stop and Emergency switching off functions, mechanical latching pushbuttons with mechanical state indicator (1)

For elevator inspection box applications

Shape of head	Type of reset	Push Diameter Ø mm/in.	Color	Unit reference	Weight kg/lb
Heads only (2)					
	Push-pull (1)(3) For Emergency stop and Emergency switching off function	40/1.575	Red	ZB5AT8643M	0.034/0.075

ZB5AT8643M




ZB5AT8643M330

Description	Conforming to standards	Marking on yellow background	Sold in lots of	Reference	Weight kg/lb
Illuminated Emergency stop function ZB5AT8643M with Ø 60mm/2.362 in. legend plate	EN/IEC 60204-1 -	-	10	ZB5AT8643M140	0.034/0.075
	EN/ISO 13850	ARRET D'URGENCE	10	ZB5AT8643M130	0.034/0.075
		EMERGENCY STOP	10	ZB5AT8643M330	0.034/0.075
		NOT HALT	10	ZB5AT8643M230	0.034/0.075
		PARADA DE EMERGENCIA	10	ZB5AT8643M430	0.034/0.075
	ARRESTO DI EMERGENZA	10	ZB5AT8643M630	0.034/0.075	

Illuminated Emergency switching off function only, mechanical latching pushbuttons

Screw clamp terminal connections (Schneider Electric anti-loosening system)

Shape of head	Type of reset	Push Diameter Ø mm/in.	Color	Reference	Weight kg/lb
	Turn to release	40/1.575	Red	ZB5AW743	0.022/0.049

ZB5AW743

Circular yellow legends for ZB5AW743

Diameter mm/in.	Conforming to standards	Marking on yellow background	Sold in lots of	Reference	Weight kg/lb
Used for "Emergency switching off" function					
60/2.362	EN/IEC 60204-1 -	-	10	ZBY9101	0.004/0.009
		COUPURE D'URGENCE	10	ZBY9160	0.004/0.009
		EMERGENCY SWITCHING OFF	10	ZBY9360	0.004/0.009
		NOT-AUS	10	ZBY9260	0.004/0.009
90/3.543	EN/IEC 60204-1 -	-	10	ZBY8101	0.008/0.018
		COUPURE D'URGENCE	10	ZBY8160	0.008/0.018



ZBY9360

(1) For recommended maximum number of contacts constituting the body (fixing collar and contact) associated with the head, see page 26 and 27.

(2) For use with bodies comprising a light source with Universal LED only.

(3) Cannot be used with metal guards ZBZ160.

Control and signaling units

Harmony XB5, plastic

Diameter 22 mm, Emergency stop and Emergency switching off functions

Circular yellow legends for Emergency stop


Emergency stop and Emergency switching off functions conforming to EN/IEC 60204-1, 60364-5-53, EN/ISO 13850, and Machinery Directive 2006/42/EC


Emergency stop function: Mushroom head Emergency stop trigger action and mechanical latching pushbuttons conform to standards EN/IEC 60204-1 and EN/ISO 13850, Machinery Directive 2006/42/EC, and standard EN/IEC 60947-5-5. Emergency switching off function: Mushroom head switching off mechanical latching pushbuttons conform to standards IEC 60364-5-53 and EN/IEC 60947-5-5.

Please contact our Customer Care Center for an explanation of these standards and directives.

Emergency stop with monitoring contacts, trigger action, and mechanical latching Screw clamp terminal connection

Shape of head	Type of reset	Type of contact		Supply voltage V	Push		Reference	Weight kg/lb
		NO	NC		Diameter Ø mm/in.	Color		

Non-illuminated								
	Push-pull and Turn to release	1	2	–	40/1.575	Red	XB5AS84449	0.090/0.198

Illuminated (red)								
	Push-pull and Turn to release	1	2	24 V AC	40/1.575	Red	XB5AS86449B4	0.094/0.207

Circular yellow legends for Emergency stop XB5AS84449 or XB5AS86449B4

Description	Marking	Color	Sold in lots of	Reference	Weight kg/lb
Ø 60 mm/ 2.362 in. legend for Emergency stop function	-	Yellow	5	ZBY9141	0.007/0.015
	EMERGENCY STOP	Yellow	5	ZBY9142	0.007/0.015



XB5AS84449



XB5AS86449B4



ZBY9142

Control and signaling units

Harmony XB5, plastic

Diameter 22 mm, Illuminated rings and circular yellow legends for mushroom head pushbuttons

Circular yellow legends for mushroom head pushbuttons (1)

Used for "Emergency stop" function (1)


Diameter mm/in.	Conforming to standards	Marking on yellow background	Sold in lots of	Reference	Weight kg/lb
60/2.363	EN/IEC 60204-1	-	5	ZBY9121	0.007/0.015
		EMERGENCY STOP	5	ZBY9320	0.007/0.015
		ARRET D'URGENCE	5	ZBY9120	0.007/0.015
		NOT-HALT	5	ZBY9220	0.007/0.015
		PARADA DE EMERGENCIA	5	ZBY9420	0.007/0.015
90/3.543	EN/IEC 60204-1 and EN/ISO 13850	ARRET D'URGENCE	10	ZBY8130	0.008/0.018
		EMERGENCY STOP	10	ZBY8330	0.008/0.018
		NOT-HALT	10	ZBY8230	0.008/0.018
		PARADA DE EMERGENCIA	10	ZBY8430	0.008/0.018
		ARRESTO DI EMERGENZA	10	ZBY8630	0.008/0.018

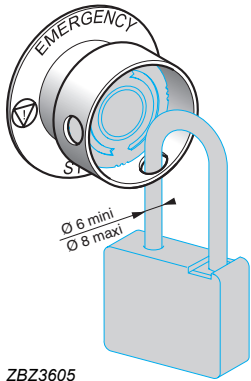


ZBY9320

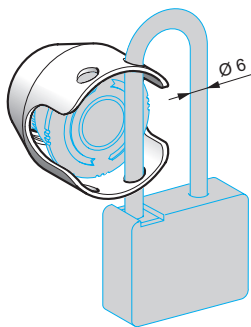


ZBY9360

(1) For compliance with standard EN/ISO 13850, paragraph 4.4.6, the Emergency Stop function logo  has been added.



ZBZ3605



ZBZ160●



ZBZ1605



ZBY9330T

Accessories for mushroom head pushbuttons (5)

Description	Exclusive use with the following Ø 40 mm/1.575 in. trigger action pushbuttons	Color	Reference	Weight kg/lb
Padlocking kit (1) (2) for Emergency stop (3) and Emergency switching off function (4), (padlockable)	XB5AS844● XB5AS944● ZB5AS844 ZB5AS944●	Yellow	ZBZ3605	0.045/0.099
Metal guards for Emergency stop function, padlockable (2)	XB5AT8● XB5AS8● XB5AS9● ZB5AT8● ZB5AS8● ZB5AS9●	Chromium plated	ZBZ1600	0.046/0.101
		Black	ZBZ1602	0.046/0.101
		Red	ZBZ1604	0.046/0.101
		Yellow	ZBZ1605	0.046/0.101
		Blue	ZBZ1606	0.046/0.101

Description	Marking	Color	Reference	Weight kg/lb
Ø 60 mm/2.363 in. legend for padlocking device ZBZ3605 for Emergency stop function (3)	-	Yellow	ZBY9140T	0.004/0.009
	ARRET D'URGENCE	Yellow	ZBY9130T	0.004/0.009
	EMERGENCY STOP	Yellow	ZBY9330T	0.004/0.009
	NOT-HALT	Yellow	ZBY9230T	0.004/0.009

(1) No isolation function is possible when this guard is fitted.

(2) Standard circular legends are not compatible with this product. Use special legends [ZBY9●●●T](#).

(3) For conformity with standards EN/IEC 60204-1 and EN/ISO 13850.

(4) For conformity with standard EN/IEC 60204-1.

(5) To add customized markings on these references using the web customization tool, see [page 5](#).

Control and signaling units

Harmony XB5, plastic

Diameter 22 mm, Accessories for pushbuttons



ZBY9330M

Circular yellow legends for metal guard ZBZ16●● (1)

Description	Marking	Color	Sold in lots of	Reference	Weight kg/lb
For Emergency stop function					
Ø 60 mm/2.362 in. legend for metal guard ZBZ16●●	Without	Yellow	10	ZBY9140M	0.004/0.009
	ARRET D'URGENCE	Yellow	10	ZBY9130M	0.004/0.009
	EMERGENCY STOP	Yellow	10	ZBY9330M	0.004/0.009
	NOT-HALT	Yellow	10	ZBY9230M	0.004/0.009
	PARADA DE EMERGENZA	Yellow	10	ZBY9430M	0.004/0.009
	NOODSTOP	Yellow	10	ZBY9530M	0.004/0.009
	ARRESTO DI EMERGENZA	Yellow	10	ZBY9630M	0.004/0.009
	NODSTOPP	Yellow	10	ZBY9730M	0.004/0.009
	NODSTOP	Yellow	10	ZBY9830M	0.004/0.009

For Emergency switching off function

Ø 60 mm/2.362 in. legend for metal guard ZBZ16●●	Without	Yellow	10	ZBY9101M	0.004/0.009
	COUPURE D'URGENCE	Yellow	10	ZBY9160M	0.004/0.009
	EMERGENCY SWITCHING OFF	Yellow	10	ZBY9360M	0.004/0.009
	NOT-AUS	Yellow	10	ZBY9260M	0.004/0.009
	DESCONEXION DE EMERGENCIA	Yellow	10	ZBY9460M	0.004/0.009



ZBY9360M

(1) To add customized markings on these references using the web customization tool, see [page 5](#).

Control and signaling units

Harmony XB5, plastic

Diameter 22 mm, Accessories for pushbuttons

Bellows for harsh environment



ZBZ2102



ZB4BZ1905



ZB4BZ2005



ZB4BZ64



ZBZ58

Other accessories

Description	For use with	Color	Reference	Weight kg/lb	
Plastic guard	Selector switches and key switches	Black	ZBZ2102	0.005/0.011	
	Emergency stop and Emergency switching off function	Yellow	Round guard 63.5 mm/2.5 in.	ZB4BZ1905	0.042/0.093
		Yellow	Round guard 76.2 mm/3.0 in.	ZB4BZ2105	0.058/0.128
Padlockable flaps	Flush type pushbuttons	Yellow	Narrow flange guard	ZB4BZ2005	0.032/0.071
		Black		ZB4BZ62	0.076/0.168
		Red		ZB4BZ64	0.076/0.168
		Yellow		ZB4BZ65	0.076/0.168
		Blue		ZB4BZ66	0.076/0.168

Description	Material	For use with	Color	Sold in lots of	Unit reference	Weight kg/lb
Bellows seals for harsh environments (environments subject to humidity, dust, high-pressure cleaning, etc.) (1)	Silicone	Other functions	Black	2	ZBZ28	0.009/0.020
		Emergency stop/ switching off function	Yellow	2	ZBZ58	0.009/0.020

Description	Application	Sold in lots of	Unit reference	Weight kg/lb
Boot for contact block ZBE10● and ZBE10●3 (2)	For protection against dusty environment	1	ZBZ60	0.098/0.216

(1) Only when mounted on control stations. Use legends ZBY9●●●T.

(2) Restriction on use: Refer to the product instruction sheet on the Schneider Electric website, Harmony XB5 page.

Control and signaling units

Harmony XB5, plastic

Diameter 22 mm, General safe stops


Bellows for harsh environments

General safe stops

General safe stops are used to stop the operation of a machine in a safe manner. These devices cannot be used as an Emergency stop and must not be associated with a yellow background. General safe stops comprise a yellow bezel and black head.



ZB5AS842Y

Shape of head	Type of reset	Push		Reference	Weight kg/lb
		Diameter Ø mm/in.	Color		
	Turn to release	40/1.575	Black	ZB5AS842Y	0.046/0.101

Bellows for harsh environments (2)

Description	Material	For use with	Color	Sold in lots of	Unit reference	Weight kg/lb
For use in environments subject to humidity, dust, high pressure cleaning, etc.	Silicone	Other functions	Black	2	ZBZ28	0.009/0.020
		Emergency stop/switching off function	Yellow	2	ZBZ58	0.009/0.020



ZBZ58

(1) Not compatible with Ø 30 mm/1.181 in. pushbuttons.


Control and signaling units

Harmony XB5 plastic

Diameter 22 mm, Large head pushbuttons with integrated bellows





ZB5AC680

Pushbuttons with integrated bellows				
Shape of head	Color of push	Marking Text (color)	Reference	Weight kg/lb
Heads only, Ø 37 mm without marking				
Flush 	White	–	ZB5AC180	0.024/0.053
	Black	–	ZB5AC280	0.024/0.053
	Green	–	ZB5AC380	0.024/0.053
	Red	–	ZB5AC480	0.024/0.053
	Yellow	–	ZB5AC580	0.024/0.053
	Blue	–	ZB5AC680	0.024/0.053



ZB5AC48021

Heads only, Ø 37 mm with marking (1)				
Flush 	Red	“O” (white)	ZB5AC48021	0.024/0.053
	Green	“I” (white)	ZB5AC38023	0.024/0.053
	Black	“  ” (white)	ZB5AC28001	0.024/0.053



ZBZ1902

Accessories			
Description	Function	Reference	Weight kg/lb
Protective guard in plastic	Protection against accidental operation	ZBZ1902 (2)	0.010/0.022



ZBZ60

Boot for contact block ZBE10●, ZBE10●3, and ZBE50● (3)	Protection against liquid and dust ingress	ZBZ60	0.098/ 0.216
--	--	-------	--------------

Other Version Customization with marking at your choice (texts or symbols)
Rotation of head for horizontal mounting of the contact block (1)
Please contact our Customer Care Centre.

(1) Heads are fixed relative to the position of the contact blocks: contact blocks are normally used in the “vertical” position. It is necessary to order an alternative head with the symbol rotated by 90° in order to mount the contact block in the “horizontal” position. Please add the suffix “RA” at the end of the product reference for alternative heads of your choice.

(2) For heads with the RA suffix (ZB4BC●●●RA) used with a guard, it is necessary to order the dedicated guard ZBZ1902RA.

(3) Restriction for use: refer to the product instruction sheet on www.schneider-electric.com.

Control and signaling units

Harmony XB5, plastic

Diameter 22 mm Pushbuttons, push-push



ZB5AH03C0



ZB5AH04



ZB5AH4C0




ZB5AH083




ZB5AH063C0

Pushbuttons with flush push ⁽¹⁾

Shape of head	Type of push	Color of push	Reference		Weight kg/lb
			For black bezel	For gray bezel	
Heads only, circular					
	Flush	White	ZB5AH01	ZB5AH01C0	0.018/0.040
		Black	ZB5AH02	ZB5AH02C0	0.018/0.040
		Green	ZB5AH03	ZB5AH03C0	0.018/0.040
		Red	ZB5AH04	ZB5AH04C0	0.018/0.040
		Yellow	ZB5AH05	ZB5AH05C0	0.018/0.040
		Blue	ZB5AH06	ZB5AH06C0	0.018/0.040z

Pushbuttons with projecting push ⁽¹⁾

Shape of head	Type of push	Color of push	Reference		Weight kg/lb
			For black bezel	For gray bezel	
Heads only, circular					
	Projecting	White	ZB5AH1	ZB5AH1C0	0.018/0.040
		Black	ZB5AH2	ZB5AH2C0	0.018/0.040
		Green	ZB5AH3	ZB5AH3C0	0.018/0.040
		Red	ZB5AH4	ZB5AH4C0	0.018/0.040
		Yellow	ZB5AH5	ZB5AH5C0	0.018/0.040
		Blue	ZB5AH6	ZB5AH6C0	0.018/0.040

Illuminated pushbuttons with flush push ⁽¹⁾

Shape of head	Type of push	Color of push	Reference		Weight kg/lb
			For black bezel	For gray bezel	
Heads only, circular ⁽²⁾ ⁽³⁾					
	Projecting	White	ZB5AH013	ZB5AH013C0	0.017/0.037
		Green	ZB5AH033	ZB5AH033C0	0.017/0.037
		Red	ZB5AH043	ZB5AH043C0	0.018/0.040
		Orange	ZB5AH053	ZB5AH053C0	0.017/0.037
		Blue	ZB5AH063	ZB5AH063C0	0.017/0.037
		Yellow	ZB5AH083	ZB5AH083C0	0.017/0.037

Illuminated pushbuttons with projecting push ⁽¹⁾

Shape of head	Type of push	Color of push	Reference		Weight kg/lb
			For black bezel	For gray bezel	
Heads only, circular ⁽²⁾ ⁽³⁾					
	Projecting	White	ZB5AH13	ZB5AH13C0	0.017/0.037
		Green	ZB5AH33	ZB5AH33C0	0.017/0.037
		Red	ZB5AH43	ZB5AH43C0	0.017/0.037
		Orange	ZB5AH53	ZB5AH53C0	0.017/0.037
		Blue	ZB5AH63	ZB5AH63C0	0.017/0.037
		Yellow	ZB5AH83	ZB5AH83C0	0.017/0.037

⁽¹⁾ For recommended maximum number of contacts constituting the body (fixing collar and contact) associated with the head, see [page 26](#) and [page 27](#).

⁽²⁾ For use with bodies comprising a light source with universal LED only.



⁽³⁾ To add customized markings on these references using the web customization tool, see [page 5](#).

Control and signaling units

Harmony XB5, plastic

Diameter 22 mm Pushbuttons, "push-turn to release"

Pushbuttons with key-operated push ⁽¹⁾

Shape of head	Type of push	Marking	Reference	Weight kg/lb
Heads only				
	Knurled without cap ⁽²⁾	–	ZB5AF	0.027/0.060
	Knurled with marked cap	↑ (white on black background)	ZB5AF351	0.030/0.066



ZB5AF



ZB5AF351

(1) For recommended maximum number of contacts constituting the body (fixing collar and contact) associated with the head, see [page 26](#) and [27](#).

(2) Colored caps to be ordered separately, see [page 68](#).

Control and signaling units

Harmony XB5, plastic

Diameter 22 mm selector switches with standard handle

Selector switches with standard handle ⁽¹⁾									
Screw clamp terminal connections (Schneider Electric anti-loosening system)									
Shape of head	Type of operator	Type of contact		Positions		Reference	Reference		Weight kg/lb
		NO	NC	Number	Type		For black bezel	For gray bezel	

Complete units ⁽²⁾



XB5AD33



XB5AD33C0

	Standard handle, black	1	–	2-position 90°	Stay put	∇	XB5AD21 ⁽³⁾ (ZB5AZ101 + ZB5AD2)	XB5AD21C0 (ZB5AZ101 + ZB5AD2C0)	0.043/0.095
		1	–		Spring return from right to left	∇	XB5AD41 (ZB5AZ101 + ZB5AD4)	XB5AD41C0 (ZB5AZ101 + ZB5AD4C0)	0.046/0.101
		1	1		Stay put	∇	XB5AD25 (ZB5AZ105 + ZB5AD2)	XB5AD25C0 (ZB5AZ105 + ZB5AD2C0)	0.043/0.095
		2	–	3-position ± 45°	Stay put	∇	XB5AD33 (ZB5AZ103 + ZB5AD3)	XB5AD33C0 (ZB5AZ103 + ZB5AD3C0)	0.043/0.095
Spring return to center	∇				XB5AD53 (ZB5AZ103 + ZB5AD5)	XB5AD53C0 (ZB5AZ103 + ZB5AD5C0)	0.043/0.095		

Heads only ⁽²⁾



ZB5AD2

	Standard handle, black			2-position 90°	Stay put	∇	ZB5AD2	ZB5AD2C0	0.017/0.037	
					Spring return from right to left	∇	ZB5AD4	ZB5AD4C0	0.020/0.044	
					3-position ± 45°	Stay put	∇	ZB5AD3	ZB5AD3C0	0.017/0.037
					Spring return to center	∇	ZB5AD5	ZB5AD5C0	0.017/0.037	
					Spring return from left to center	∇	ZB5AD7	ZB5AD7C0	0.017/0.037	
					Spring return from right to center	∇	ZB5AD8	ZB5AD8C0	0.017/0.037	

Heads only with other colored handles ⁽²⁾



ZB5AD204

	Standard handle, white	Add suffix 01 to the reference, for example: ZB5AD201	ZB5AD201C0
	Standard handle, green	Add suffix 03 to the reference, for example: ZB5AD203	ZB5AD203C0
	Standard handle, red	Add suffix 04 to the reference, for example: ZB5AD204	ZB5AD204C0
	Standard handle, yellow	Add suffix 05 to the reference, for example: ZB5AD205	ZB5AD205C0
	Standard handle, blue	Add suffix 06 to the reference, for example: ZB5AD206	ZB5AD206C0

(1) For recommended maximum number of contacts and sequence of contacts constituting the body (fixing collar and contact) associated with the head, see page 26 and 27.

(2) To add customized markings on these references using the web customization tool, see page 5.

(3) To order products with 1NO and 1NC contact, replace the last digit of the commercial reference with a 5, example: XB5AA21 becomes XB5AA25.

Control and signaling units

Harmony XB5, plastic

Diameter 22 mm selector switches with long handle



ZB5AJ3

Selector switches with long handle (1)										
Screw clamp terminal connections (Schneider Electric anti-loosening system)										
Shape of head	Type of operator	Type of contact		Positions		Reference		Weight kg/lb		
		NO	NC	Number	Type	For black bezel	For gray bezel			
Complete units (2)										
	Long handle, black	1	-	2-position 90°	Stay put	✓	XB5AJ21 (ZB5AZ101 + ZB5AJ2)	XB5AJ21C0 (ZB5AZ101 + ZB5AJ2C0)	0.043/0.095	
					3-position ± 45°	Stay put	✓	XB5AJ33 (ZB5AZ103 + ZB5AJ3)	XB5AJ33C0 (ZB5AZ103 + ZB5AJ3C0)	0.043/0.095
					Spring return to center	✓	XB5AJ53 (ZB5AZ103 + ZB5AJ5)	XB5AJ53C0 (ZB5AZ103 + ZB5AJ5C0)	0.043/0.095	
Heads only (2)										
	Long handle, black	2-position 90°	-	2-position 90°	Stay put	✓	ZB5AJ2	ZB5AJ2C0	0.017/0.037	
					Spring return from right to left	✓	ZB5AJ4	ZB5AJ4C0	0.020/0.044	
					3-position ± 45°	Stay put	✓	ZB5AJ3	ZB5AJ3C0	0.017/0.037
					Spring return to center	✓	ZB5AJ5	ZB5AJ5C0	0.017/0.037	
					Spring return from left to center	✓	ZB5AJ7	ZB5AJ7C0	0.017/0.037	
					Spring return from right to center	✓	ZB5AJ8	ZB5AJ8C0	0.017/0.037	

(1) For recommended maximum number of contacts and sequence of contacts constituting the body (fixing collar and contact) associated with the head, see [page 26](#) and [27](#).




























(2) To add customized markings on these references using the web customization tool, see [page 5](#).

Control and signaling units


Harmony XB5, plastic

Diameter 22 mm Key switches

Key 455, 8D1, 421E, 458A, 520E, or 3131A

Key switches ⁽¹⁾								
Screw clamp terminal connections (Schneider Electric anti-loosening system)								
Shape of head operator	Type of operator	Type of contact	Positions ⁽²⁾		Reference	Weight		
			Number	Type		kg	lb	
						For black bezel	For gray bezel	
		NO NC						
Complete units ⁽⁴⁾								
 XB5AG3	 Key switch with key 455	1	-	2-position 90°	Stay put 	XB5AG21 (ZB5AZ101 + ZB5AG2)	XB5AG21C0 (ZB5AZ101 + ZB5AG2C0)	0.831/1.832
						XB5AG41 (ZB5AZ101 + ZB5AG4)	XB5AG41C0 (ZB5AZ101 + ZB5AG4C0)	0.831/1.832
					Spring return to left 	XB5AG61 (ZB5AZ101 + ZB5AG6)	XB5AG61C0 (ZB5AZ101 + ZB5AG6C0)	0.870/1.918
 XB5AG03C0	 Key switch with key 455	2	-	3-position ±45°	Stay put 	XB5AG03 (ZB5AZ103 + ZB5AG0)	XB5AG03C0 (ZB5AZ103 + ZB5AG0C0)	0.831/1.832
						XB5AG33 (ZB5AZ103 + ZB5AG3)	XB5AG33C0 (ZB5AZ103 + ZB5AG3C0)	0.831/1.832
Heads only ⁽⁴⁾								
 ZB5AG2	 Key switch with key 455 ⁽³⁾			2-position 90°	Stay put 	ZB5AG2	ZB5AG2C0	0.057/0.126
						ZB5AG02	-	0.057/0.126
						ZB5AG4	ZB5AG4C0	0.057/0.126
 ZB5AG3	 Key switch with key 455 ⁽³⁾			2-position 90°	Spring return from right to left 	ZB5AG6	ZB5AG6C0	0.061/0.134
					Spring return from left to center 	ZB5AG1	-	0.057/0.126
				3-position ±45°	Stay put 	ZB5AG0	ZB5AG0C0	0.057/0.126
						ZB5AG3	ZB5AG3C0	0.057/0.126
						ZB5AG5	-	0.057/0.126
						ZB5AG9	ZB5AG9C0	0.057/0.126
						ZB5AG09	-	0.057/0.126
						ZB5AG7	ZB5AG7C0	0.057/0.126
						ZB5AG8	-	0.057/0.126
	ZB5AG05	ZB5AG05C0	0.057/0.126					
	ZB5AG08	ZB5AG08C0	0.057/0.126					

(1) For recommended maximum number of contacts and sequence of contacts constituting the body (fixing collar and contact) associated with the head, see page 26 and 27.

(2) The symbol  indicates key withdrawal position(s).

(3) For specific keys, please contact our Customer Care Center.

(4) To add customized markings on these references using the web customization tool, see page 5.

Control and signaling units












Harmony XB5, plastic








Diameter 22 mm Key switches with key 8D1

Selector switches with knurled knob, toggle switches










ZB5AG2DC0

Key switches (continued) (1)									
Screw clamp terminal connections (Schneider Electric anti-loosening system)									
Shape of head	Type of operator	Positions (2)			Reference		Weight kg/lb		
		Number	Type		For black bezel	For gray bezel			
	Key switch with key 8D1	2-position 90°	Stay put		ZB5AG2D	ZB5AG2DC0	0.057/0.126		
					ZB5AG02D	–	0.057/0.126		
							ZB5AG4D	ZB5AG4DC0	0.057/0.126
							ZB5AG6D	–	0.061/0.134
							ZB5AG0D	–	0.057/0.126
							ZB5AG3D	–	0.057/0.126
							ZB5AG03D	–	0.057/0.126
							ZB5AG07D	–	0.057/0.126
							ZB5AG7D	–	0.057/0.126
							ZB5AG7D	–	0.057/0.126

Selector switches with knurled knob (1)							
Shape of head	Type of operator	Positions			Reference		Weight kg/lb
		Number	Type		For black bezel	For gray bezel	
Heads only (3)							
	Black knurled knob	2-position 90°	Stay put		ZB5AD29	ZB5AD29C0	0.020/0.044
					–	ZB5AD49C0	0.024/0.053
		3-position ± 45°	Stay put		ZB5AD39	ZB5AD39C0	0.020/0.044
					ZB5AD59	ZB5AD59C0	0.020/0.044
					–	ZB5AD79C0	0.020/0.044
					–	ZB5AD89C0	0.020/0.044



ZB5AD39

Toggle switches (1)							
Shape of head	Type of operator	Positions			Reference		Weight kg/lb
		Number	Type		For black bezel	For gray bezel	
Heads only (3)							
	Black lever	2-position 90°	Stay put		ZB5AD28	ZB5AD28C0	0.023/0.051
					–	ZB5AD48C0	0.023/0.051
	White lever	2-position 90°	Stay put		ZB5AD2801	ZB5AD2801C0	0.023/0.051
					ZB5AD2804	ZB5AD2804C0	0.023/0.051
					–	ZB5AD2806C0	0.023/0.051




ZB5AD28



ZB5AD2804C0

(1) For recommended maximum number of contacts and sequence of contacts constituting the body (fixing collar and contact) associated with the head, see [page 26](#) and [27](#).






(2) The symbol  indicates key withdrawal position(s).

(3) To add customized markings on these references using the web customization tool, see [page 5](#).

Control and signaling units

Harmony XB5, plastic

Diameter 22 mm Illuminated selector switches with standard handle, with Universal light block

Illuminated selector switches with standard handle, with Universal light block ⁽¹⁾															
Screw clamp terminal connections (Schneider Electric anti-loosening system)															
Shape of head operator	Type of operator	Type of contact	Positions	Supply voltage V	Color of handle	Reference		Weight kg/lb							
						For black bezel	For gray bezel								
		NO	NC	Number and type											
Complete units ⁽²⁾															
 XB5AK123B5  XB5AK124B5  XB5AK125B5  XB5AK134G5C0		1	1	2-position 90° Stay put ✓	24 ~ (50/60 Hz)	Green	XB5AK123B5 (ZB5BW0B15 + ZB5AK1233)	XB5AK123B5C0 (ZB5BW0B15 + ZB5AK1233C0)	0.516/1.138						
						Red	XB5AK124B5 (ZB5BW0B15 + ZB5AK1243)	XB5AK124B5C0 (ZB5BW0B15 + ZB5AK1243C0)	0.516/1.138						
						Orange	XB5AK125B5 (ZB5BW0B15 + ZB5AK1253)	XB5AK125B5C0 (ZB5BW0B15 + ZB5AK1253C0)	0.516/1.138						
						110...120 ~ (50/60 Hz)	Green	XB5AK123G5 (ZB5BW0G15 + ZB5AK1233)	XB5AK123G5C0 (ZB5BW0G15 + ZB5AK1233C0)	0.516/1.138					
							Red	XB5AK124G5 (ZB5BW0G15 + ZB5AK1243)	XB5AK124G5C0 (ZB5BW0G15 + ZB5AK1243C0)	0.516/1.138					
							Orange	XB5AK125G5 (ZB5BW0G15 + ZB5AK1253)	XB5AK125G5C0 (ZB5BW0G15 + ZB5AK1253C0)	0.516/1.138					
						230...240 ~ (50/60 Hz)	Green	XB5AK123M5 (ZB5BW0M15 + ZB5AK1233)	XB5AK123M5C0 (ZB5BW0M15 + ZB5AK1233C0)	0.516/1.138					
							Red	XB5AK124M5 (ZB5BW0M15 + ZB5AK1243)	XB5AK124M5C0 (ZB5BW0M15 + ZB5AK1243C0)	0.516/1.138					
							Orange	XB5AK125M5 (ZB5BW0M15 + ZB5AK1253)	XB5AK125M5C0 (ZB5BW0M15 + ZB5AK1253C0)	0.516/1.138					
								1	1	3-position ± 45° Stay put ✓	24 ~ (50/60 Hz)	Green	XB5AK133B5 (ZB5BW0B15 + ZB5AK1333)	XB5AK133B5C0 (ZB5BW0B15 + ZB5AK1333C0)	0.516/1.138
												Red	XB5AK134B5 (ZB5BW0B15 + ZB5AK1343)	XB5AK134B5C0 (ZB5BW0B15 + ZB5AK1343C0)	0.516/1.138
												Orange	XB5AK135B5 (ZB5BW0B15 + ZB5AK1353)	XB5AK135B5C0 (ZB5BW0B15 + ZB5AK1353C0)	0.516/1.138
110...120 ~ (50/60 Hz)	Green	XB5AK133G5 (ZB5BW0G15 + ZB5AK1333)	XB5AK133G5C0 (ZB5BW0G15 + ZB5AK1333C0)	0.516/1.138											
	Red	XB5AK134G5 (ZB5BW0G15 + ZB5AK1343)	XB5AK134G5C0 (ZB5BW0G15 + ZB5AK1343C0)	0.516/1.138											
	Orange	XB5AK135G5 (ZB5BW0G15 + ZB5AK1353)	XB5AK135G5C0 (ZB5BW0G15 + ZB5AK1353C0)	0.516/1.138											
230...240 ~ (50/60 Hz)	Green	XB5AK133M5 (ZB5BW0M15 + ZB5AK1333)	XB5AK133M5C0 (ZB5BW0M15 + ZB5AK1333C0)	0.516/1.138											
	Red	XB5AK134M5 (ZB5BW0M15 + ZB5AK1343)	XB5AK134M5C0 (ZB5BW0M15 + ZB5AK1343C0)	0.516/1.138											
	Orange	XB5AK135M5 (ZB5BW0M15 + ZB5AK1353)	XB5AK135M5C0 (ZB5BW0M15 + ZB5AK1353C0)	0.516/1.138											

(1) For recommended maximum number of contacts constituting the body (fixing collar and contact) associated with the head, see page 26 and 27.

(2) To add customized markings on these references using the web customization tool, see page 5.




Control and signaling units

Harmony XB5, plastic

Diameter 22 mm Illuminated selector switches with standard handle, with Universal light block

Illuminated selector switches with standard handle, with Universal light block

(continued) (1)

Shape of head	Type of operator	Positions		Color of handle	Reference		Weight kg/lb	
		Number	Type		For black bezel	For gray bezel		
Heads only (2) (3)								
 ZB5AK1263	Standard handle	2-position	Stay put	↙	White	ZB5AK1213	ZB5AK1213C0	0.016/0.035
					Green	ZB5AK1233	ZB5AK1233C0	0.016/0.035
					Red	ZB5AK1243	ZB5AK1243C0	0.016/0.035
					Orange	ZB5AK1253	ZB5AK1253C0	0.016/0.035
					Yellow	ZB5AK1283	ZB5AK1283C0	0.016/0.035
					Blue	ZB5AK1263	ZB5AK1263C0	0.016/0.035
		Spring return from right to left	↘	White	ZB5AK1413	ZB5AK1413C0	0.017/0.037	
				Green	ZB5AK1433	ZB5AK1433C0	0.017/0.037	
				Red	ZB5AK1443	ZB5AK1443C0	0.017/0.037	
				Orange	ZB5AK1453	ZB5AK1453C0	0.017/0.037	
				Yellow	ZB5AK1483	ZB5AK1483C0	0.017/0.037	
				Blue	ZB5AK1463	ZB5AK1463C0	0.017/0.037	
	 ZB5AK1313	3-position	Stay put	↘	White	ZB5AK1313	ZB5AK1313C0	0.016/0.035
					Green	ZB5AK1333	ZB5AK1333C0	0.016/0.035
					Red	ZB5AK1343	ZB5AK1343C0	0.016/0.035
					Orange	ZB5AK1353	ZB5AK1353C0	0.016/0.035
					Yellow	ZB5AK1383	ZB5AK1383C0	0.016/0.035
					Blue	ZB5AK1363	ZB5AK1363C0	0.016/0.035
		Spring return to center	↕	White	ZB5AK1513	ZB5AK1513C0	0.016/0.035	
				Green	ZB5AK1533	ZB5AK1533C0	0.016/0.035	
				Red	ZB5AK1543	ZB5AK1543C0	0.016/0.035	
				Orange	ZB5AK1553	ZB5AK1553C0	0.016/0.035	
				Yellow	ZB5AK1583	ZB5AK1583C0	0.016/0.035	
				Blue	ZB5AK1563	ZB5AK1563C0	0.016/0.035	
 ZB5AK1783	Spring return from right to center	↘	White	ZB5AK1813	ZB5AK1813C0	0.016/0.035		
			Green	ZB5AK1833	ZB5AK1833C0	0.016/0.035		
			Red	ZB5AK1843	ZB5AK1843C0	0.016/0.035		
			Orange	ZB5AK1853	ZB5AK1853C0	0.016/0.035		
			Yellow	ZB5AK1883	ZB5AK1883C0	0.016/0.035		
			Blue	ZB5AK1863	ZB5AK1863C0	0.016/0.035		
	Spring return from left to center	↙	White	ZB5AK1713	ZB5AK1713C0	0.016/0.035		
			Green	ZB5AK1733	ZB5AK1733C0	0.016/0.035		
			Red	ZB5AK1743	ZB5AK1743C0	0.016/0.035		
			Orange	ZB5AK1753	ZB5AK1753C0	0.016/0.035		
			Yellow	ZB5AK1783	ZB5AK1783C0	0.016/0.035		
			Blue	ZB5AK1763	ZB5AK1763C0	0.016/0.035		

(1) For recommended maximum number of contacts constituting the body (fixing collar and contact) associated with the head, see [page 26](#) and [27](#).

(2) For use with bodies comprising a light source with Universal LED only.

(3) To add customized markings on these references using the web customization tool, see [page 5](#).

Control and signaling units


Harmony XB5, plastic

Diameter 22 mm Pilot lights with Universal LED



XB5AVB1



Pilot lights with Universal LED							
Screw clamp terminal connections (Schneider Electric anti-loosening system)							
Shape of head	Supply voltage V	Color	Reference for monolithic units	Reference for complete units	Weight kg/lb		
Complete units (with plain lens)							
	24 ~ (50/60 Hz)	White	XB5EVB1	XB5AVB1 (ZB5AVB1 + ZB5AV013)	0.038/0.084		
		Green	XB5EVB3	XB5AVB3 (ZB5AVB1 + ZB5AV033)	0.038/0.084		
		Red	XB5EVB4	XB5AVB4 (ZB5AVB1 + ZB5AV043)	0.038/0.084		
		Orange	XB5EVB5	XB5AVB5 (ZB5AVB1 + ZB5AV053)	0.038/0.084		
		Blue	XB5EVB6	XB5AVB6 (ZB5AVB1 + ZB5AV063)	0.038/0.084		
		Yellow	XB5EVB8	–	0.038/0.084		
			110...120 ~ (50/60 Hz)	White	XB5EVG1	XB5AVG1 (ZB5AVG1 + ZB5AV013)	0.038/0.084
				Green	XB5EVG3	XB5AVG3 (ZB5AVG1 + ZB5AV033)	0.038/0.084
Red	XB5EVG4			XB5AVG4 (ZB5AVG1 + ZB5AV043)	0.038/0.084		
Orange	XB5EVG5			XB5AVG5 (ZB5AVG1 + ZB5AV053)	0.038/0.084		
Blue	XB5EVG6			XB5AVG6 (ZB5AVG1 + ZB5AV063)	0.038/0.084		
Yellow	XB5EVG8			–	0.038/0.084		
	230...240 ~ (50/60 Hz)			White	XB5EVM1	XB5AVM1 (ZB5AVM1 + ZB5AV013)	0.038/0.084
				Green	XB5EVM3	XB5AVM3 (ZB5AVM1 + ZB5AV033)	0.038/0.084
		Red	XB5EVM4	XB5AVM4 (ZB5AVM1 + ZB5AV043)	0.038/0.084		
		Orange	XB5EVM5	XB5AVM5 (ZB5AVM1 + ZB5AV053)	0.038/0.084		
		Blue	XB5EVM6	XB5AVM6 (ZB5AVM1 + ZB5AV063)	0.038/0.084		
		Yellow	XB5EVM8	–	0.038/0.084		



XB5EVG3

Control and signaling units

Harmony XB5, plastic

Diameter 22 mm Pilot lights with Universal LED

Pilot lights with Universal LED

Screw clamp terminal connections (Schneider Electric anti-loosening system)

Heads only, circular (1)

Shape of head	For use with body comprising light source type	Color of lens	Reference	Weight kg/lb
---------------	--	---------------	-----------	--------------

■ With plain lens

		Universal LED	White	ZB5AV013	0.017/0.037
			Green	ZB5AV033	0.017/0.037
			Red	ZB5AV043	0.017/0.037
			Orange	ZB5AV053	0.017/0.037
			Yellow	ZB5AV083	0.017/0.037
			Blue	ZB5AV063	0.017/0.037
			5 colors (2) (3)	ZB5AV003	0.017/0.037





ZB5AV053





ZB5AV083S

■ With plain lens, for insertion of legend (3)

		Universal LED	White	ZB5AV013E	0.017/0.037
			Green	ZB5AV033E	0.017/0.037
			Red	ZB5AV043E	0.017/0.037
			Orange	ZB5AV053E	0.017/0.037
			Yellow	ZB5AV083E	0.017/0.037
			Blue	ZB5AV063E	0.017/0.037

■ With grooved lens (4)

		Universal LED	White	ZB5AV013S	0.017/0.037
			Green	ZB5AV033S	0.017/0.037
			Red	ZB5AV043S	0.017/0.037
			Orange	ZB5AV053S	0.017/0.037
			Yellow	ZB5AV083S	0.017/0.037
			Blue	ZB5AV063S	0.017/0.037



ZB5AV063S

(1) For use with bodies comprising a light source with Universal LED only.

(2) Head supplied with 5 different colored lenses (white, green, red, orange, or blue) not fitted, for insertion of legend.

(3) For legend ordering information, see [page 76](#).

(4) For use in bright ambient light conditions (for example, outdoors in sunlight).

Control and signaling units

Harmony XB5, plastic

Diameter 22 mm Pilot lights with Universal LED and with BA 9s base fitting



XB5AV5B4

Pilot lights with Universal LED and transformer (1.2 VA, 24 V secondary)				
Screw clamp terminal connections (Schneider Electric anti-loosening system)				
Shape of head	Supply voltage V	Color	Reference (1)	Weight kg/lb
Complete units - With plain lens				
	400 ~ - 50 Hz (1)	White	XB5AV5B1	0.133/0.293
		Green	XB5AV5B3	0.133/0.293
		Red	XB5AV5B4	0.133/0.293
		Orange	XB5AV5B5	0.133/0.293
		Blue	XB5AV5B6	0.133/0.293

Pilot lights with BA 9s base fitting, with plain or grooved lens				
Screw clamp terminal connections (Schneider Electric anti-loosening system)				
Shape of head	Supply voltage V	Color	Reference	Weight kg/lb
Complete units - With plain lens				
■ Direct supply, for BA 9s bulb, U ≤ 250 V, 2.4 W max. (bulb not included)				
	≤ 250	White	XB5AV61 (ZB5AV6 + ZB5AV01)	0.037/0.082
		Green	XB5AV63 (ZB5AV6 + ZB5AV03)	0.037/0.082
		Red	XB5AV64 (ZB5AV6 + ZB5AV04)	0.037/0.082
		Orange	XB5AV65 (ZB5AV6 + ZB5AV05)	0.037/0.082
■ Via integral transformer, 1.2 VA, 6 V secondary, with BA 9s incandescent bulb (included)				
	110...120 ~ - 50/60 Hz	White	XB5AV31 (ZB5AV3 + ZB5AV01)	0.109/0.240
		Green	XB5AV33 (ZB5AV3 + ZB5AV03)	0.109/0.240
		Red	XB5AV34 (ZB5AV3 + ZB5AV04)	0.109/0.240
		Orange	XB5AV35 (ZB5AV3 + ZB5AV05)	0.109/0.240
	230 ~ - 50 Hz 220...240 ~ - 60 Hz	White	XB5AV41 (ZB5AV4 + ZB5AV01)	0.110/0.243
		Green	XB5AV43 (ZB5AV4 + ZB5AV03)	0.110/0.243
		Red	XB5AV44 (ZB5AV4 + ZB5AV04)	0.110/0.243
		Orange	XB5AV45 (ZB5AV4 + ZB5AV05)	0.110/0.243



XB5AV63



XB5AV34



ZB5AV01

Heads only (2)				
Shape of head	For use with body comprising light source type	Color of lens	Reference	Weight kg/lb
■ With plain lens				
	With BA 9s base fitting	White	ZB5AV01	0.018/0.040
		Green	ZB5AV03	0.018/0.040
		Red	ZB5AV04	0.018/0.040
		Orange	ZB5AV05	0.018/0.040
		Blue	ZB5AV06	0.018/0.040
		Clear	ZB5AV07	0.018/0.040
■ With grooved lens (3)				
	With BA 9s base fitting	White	ZB5AV01S	0.017/0.037
		Green	ZB5AV03S	0.017/0.037
		Red	ZB5AV04S	0.017/0.037
		Orange	ZB5AV05S	0.017/0.037
		Blue	ZB5AV06S	0.017/0.037
		Clear	ZB5AV07S	0.017/0.037

(1) To order 440...460 V ~ - 60 Hz transformer blocks, replace "5" in the reference with "8". For example, XB5AV5B1 becomes XB5AV8B1. To order 550...600 V ~ - 60 Hz blocks, replace "5" with "9". For example, XB5AV5B1 becomes XB5AV9B1.

(2) For use with bodies comprising a light source with BA 9s base fitting (incandescent, neon, or LED) only.

(3) For use in bright ambient light conditions (for example, outdoors in sunlight).

Control and signaling units

Harmony XB5, plastic

Diameter 22 mm 3-phase pilot light with Universal LED

Push-to-test pilot lights



XB5EV57K4



XB5EV57L4




XB5AW21B5




XB5AW25G5

3-phase pilot lights with Universal LED

Faston connector, 6.3 mm

Shape of head	Supply voltage V	Color	Reference	Weight kg/lb
Complete units - With plain lens				
	400 ~ - 50/60 Hz	Red Green Yellow	XB5EV57K4	0.065/0.143
	400 ~ - 50/60 Hz	White White White	XB5EV57L4	0.065/0.143

Push-to-test pilot light ⁽¹⁾

Shape of head	Supply voltage V	Color	Reference	Weight kg/lb
Complete units				
	24 ~ - 50/60 Hz	White	XB5AW21B5	0.047/0.104
	24 ~ - 50/60 Hz	Green	XB5AW23B5	0.047/0.104
	24 ~ - 50/60 Hz	Red	XB5AW24B5	0.047/0.104
	24 ~ - 50/60 Hz	Orange	XB5AW25B5	0.047/0.104
	24 ~ - 50/60 Hz	Yellow	XB5AW28B5	0.047/0.104
	24 ~ - 50/60 Hz	Blue	XB5AW26B5	0.047/0.104
	110 - 120 ~ - 50/60 Hz	White	XB5AW21G5	0.047/0.104
	110 - 120 ~ - 50/60 Hz	Green	XB5AW23G5	0.047/0.104
	110 - 120 ~ - 50/60 Hz	Red	XB5AW24G5	0.047/0.104
	110 - 120 ~ - 50/60 Hz	Orange	XB5AW25G5	0.047/0.104
	110 - 120 ~ - 50/60 Hz	Yellow	XB5AW28G5	0.047/0.104
	110 - 120 ~ - 50/60 Hz	Blue	XB5AW26G5	0.047/0.104



(1) For use with bodies comprising a light source with Universal LED only.

Control and signaling units

Harmony XB5, plastic

Diameter 22 mm Specific functions

Pushbuttons for manual overload reset, potentiometers



XB5AA801

Manual overload reset buttons (travel 10 mm/0.349 in.)					
Shape of head	Actuation distance mm/in.	Marking	Color	Reference	Weight kg/lb
Without cap (1)					
	17...120/ 0.669...4.724	–	–	XB5AA801	0.027/0.060
With flush push					
	17...120/ 0.669...4.724	Without	Green	XB5AA831	0.027/0.060
			Red	XB5AA841	0.027/0.060
			Blue	XB5AA861	0.027/0.060
		O	Red	XB5AA84101	0.027/0.060
		R	Blue	XB5AA86102	0.027/0.060
With projecting push					
	17...120/ 0.669...4.724	O	Red	XB5AL84101	0.027/0.060



XB5AD912R1K



XB5AD912R1K

Complete potentiometer			
Description	Resistance k Ω	Reference	Weight kg/lb
+/-10% linear mode precision complete potentiometer with screw terminals	1	XB5AD912R1K	0.048/0.106
	4.7	XB5AD912R4K7	0.048/0.106
	10	XB5AD912R10K	0.048/0.106
	47	XB5AD912R47K	0.048/0.106
	100	XB5AD912R100K	0.048/0.106
	470	XB5AD912R470K	0.048/0.106

Heads and mounting base for potentiometer (2)				
Shape of head	Description	For use with	Reference	Weight kg/lb
	For potentiometer with shaft length 45 to 50 mm/ 1.772 to 1.968 in.	Ø 6 mm/ 0.236 in. shaft	ZB5AD912	0.032/0.071
		Ø 6.35 mm/ 0.250 in. shaft	ZB5AD922	0.032/0.071

(1) Colored cap to be ordered separately (see page 68).

(2) Potentiometer not included.

Control and signaling units

Harmony XB5, plastic

Diameter 22 mm Specific functions

Timers, Hour counters, Annunciators



XB5DTB22

Timers								
Description	Output type	Supply voltage V	Time delay type	Time delay range	Reference	Weight kg/lb		
Panel-mounted timer function with status LED and 1 static output in 22.5 mm/0.886 in. hole	1 static output	24 $\overline{\sim}$	Type A (delay on energization)	0.5...10s	XB5DTB22	0.027/0.060		
				3...60 s	XB5DTB23	0.027/0.060		
				0.5...10 min	XB5DTB24	0.027/0.060		
				3...60 min	XB5DTB25	0.027/0.060		
				100...240 $\overline{\sim}$ - 50/60 Hz	Type A (delay on energization)	0.5...10s	XB5DTGM2	0.027/0.060
				3...60 s		XB5DTGM3	0.027/0.060	
	0.5...10 min	XB5DTGM4	0.027/0.060					
	3...60 min	XB5DTGM5	0.027/0.060					



XB5DSB

Hour counters			
Characteristics	Supply voltage V	Reference	Weight kg/lb
Indication 0...9999.9	12...24 $\overline{\sim}$ - 50 or 60 Hz	XB5DSB	0.045/0.099
	120 \sim - 60 Hz	XB5DSG	0.045/0.099
	230...240 \sim - 50 Hz	XB5DSM (1)	0.045/0.099



XB5KS2B4

Annunciators (IP66, IP67, and IP69)				
Characteristics	Supply voltage V	Color	Reference	Weight kg/lb
Continuous or intermittent non-illuminated buzzer - 90dB, 6.8kHz	24 $\overline{\sim}$ - 50 or 60 Hz	-	XB5KSB	0.024/0.053
	110...120 V $\overline{\sim}$ - 50 or 60 Hz	-	XB5KSG	0.024/0.053
	230...240 \sim - 50 or 60 Hz	-	XB5KSM	0.024/0.053
Continuous or intermittent illuminated buzzer - 90dB, 6.8kHz	24 $\overline{\sim}$ - 50 or 60 Hz	Red	XB5KS2B4	0.024/0.053
	110...120 V $\overline{\sim}$ - 50 or 60 Hz	Red	XB5KS2G4	0.024/0.053
	230...240 \sim - 50 or 60 Hz	Red	XB5KS2M4	0.024/0.053
	24V $\overline{\sim}$ - 50 or 60 Hz	Yellow	XB5KS2B8	0.024/0.053
	110...120 V $\overline{\sim}$ - 50 or 60 Hz	Yellow	XB5KS2G8	0.024/0.053
	230...240 \sim - 50 or 60 Hz	Yellow	XB5KS2M8	0.024/0.053

(1) To order a 60 Hz hour counter, add a suffix 6. The reference XB5DSM becomes XB5DSM6.

Control and signaling units


Harmony XB5, plastic

Diameter 22 mm Specific functions

USB and RJ45 ports, Fuse carrier, Basic Displays



XB5PUSB3



XB5PRJ45



ZB5SKR01



XB5DT1S



XBH1AA0G4



XBH1AA0R4

USB and RJ45 ports

Description	Interface type	Connection type	Degree of protection	Reference	Weight kg/lb
Panel-mounted USB and RJ45 ports in 22.5 mm/0.886 in. hole with notch	USB interface, jack type A	USB port 3.0 A-A	IP20 IP65, IP67, IP69K with protection cover (1)	XB5PUSB3	0.017/0.037
	Ethernet interface, RJ45 jack	RJ45 port Cat. 6	IP20 IP65, IP67, IP69K with protection cover (1)	XB5PRJ45	0.027/0.060

RFID operator interface

Description	Set of	Supply Voltage V	Reference	Weight kg/lb
RFID Reader with key holder	1	24V	ZB5SKR01	0.153/0.337
User tag with 2 master key and 2 reset key	10		ZB5SKT01	0.108/0.238

Fuse carrier

Description	For use with	Reference	Weight kg/lb
Fuse carrier	5 x 20 mm/0.197 x 0.787 in. fuse 6.3 A - 250 V	XB5DT1S	0.022/0.049

Basic Displays

Description	Input current range	LED color	Reference	Weight kg/lb
Digital panel meter LED display, 1 current input, -999...9999	4...20 mA	Green	XBH1AA0G4	0.032/0.070
		Red	XBH1AA0R4	0.032/0.070

(1) For protection covers, see [page 77](#).

Control and signaling units

Harmony XB5, plastic

Diameter 22 mm Specific functions

Joystick controllers



ZD5PA12

Joystick controllers (with 54 mm/2.126 in. long operating shaft) (1) Screw clamp terminal connections (Schneider Electric anti-loosening system)

Description	Operation	Spring return to zero position	Reference	Weight kg/lb
Sub-assemblies for joystick controllers				
2-direction	1 notch 1 NO contact per direction	Without	XD5PA12	0.060/0.132
		With	XD5PA22	0.060/0.132
4-direction	1 notch 1 NO contact per direction	Without	XD5PA14	0.077/0.170
		With	XD5PA24	0.077/0.170

Other versions Joystick controllers and complete body/contact assemblies for joystick controllers with Faston connector terminals (6.35 or 2 x 2.8/0.250 or 2 x 0.110 in.) Please contact our Customer Care Center.

Joystick controllers (with 54 mm/2.126 in. long operating shaft) (1) Screw clamp terminal connections (Schneider Electric anti-loosening system)

Description	For use with	Spring return to zero position	Reference	Weight kg/lb
Sub-assemblies for joystick controllers				
Complete body/contact assemblies	2-direction	-	ZD5PA103	0.049/0.108
	4-direction	-	ZD5PA203	0.058/0.128
Complete head assemblies with operating shaft	2-direction, stay put	-	ZD5PA12	0.022/0.049
	2-direction, spring return to zero position	-	ZD5PA22	0.022/0.049
	4-direction, stay put	-	ZD5PA14	0.022/0.049
	4-direction, spring return to zero position	-	ZD5PA24	0.022/0.049

Other versions Joystick controllers and complete body/contact assemblies for joystick controllers with Faston connector terminals (6.35 or 2 x 2.8/0.250 or 2 x 0.110 in.) Please contact our Customer Care Center.

(1) Must not be used with standard contact blocks ZBE10● (single) or ZBE20● (double).



ZD5PA103



ZD5PA203

Control and signaling units

Harmony XB5, plastic

Diameter 22 mm Accessories for heads

Unmarked pushbutton caps



ZBA4

Pushbutton caps, unmarked

Description	For use with	Type of push	Color	Sold in lots of	Unit reference	Weight kg/lb
For plastic pushbuttons						
Caps for plastic pushbuttons, unmarked	ZBABA0 and ZB5AA0 circular pushbutton heads supplied without cap	Flush	White	10	ZBA1	0.001/0.002
			Black	10	ZBA2	0.001/0.002
			Green	10	ZBA3	0.001/0.002
			Red	10	ZBA4	0.001/0.002
			Yellow	10	ZBA5	0.001/0.002
			Blue	10	ZBA6	0.001/0.002



ZBAF9

For flush mounted plastic pushbuttons (2)

Caps for flush mounted plastic pushbuttons, unmarked	ZB5FA0 circular pushbutton heads supplied without cap	Flush	White	10	ZBAF1	0.001/0.002
			Black	10	ZBAF2	0.001/0.002
			Green	10	ZBAF3	0.001/0.002
			Red	10	ZBAF4	0.001/0.002
			Yellow	10	ZBAF5	0.001/0.002
			Blue	10	ZBAF6	0.001/0.002
			6 colors (1)	1	ZBAF9	0.006/0.013

(1) Set of 6 different colored caps: white, black, green, red, yellow, or blue.

(2) To add customized markings on these references using the web customization tool, see [page 5](#).

Control and signaling units

Harmony XB5, plastic

Diameter 22 mm Accessories for heads

Pushbutton caps with markings



ZBA333

Pushbutton caps, with markings (3)						
For use with	Type of push	Marking		Color of cap	Unit reference	Weight kg/lb
		Text	Color			
Plastic pushbuttons						
ZB4BA0 and ZB5AA0 circular pushbutton heads supplied without cap (sold in lots of 10)	Flush	I (1)	White	Green	ZBA331	0.001/0.002
			Black	White	ZBA131	0.001/0.002
		II	White	Green	ZBA336	0.001/0.002
		START (1)	White	Green	ZBA333	0.001/0.002
		UP (1)	Black	White	ZBA343	0.001/0.002
		DOWN (1)	White	Black	ZBA344	0.001/0.002
		Ⓣ (1)	White	Black	ZBA245	0.001/0.002
			Black	White	ZBA145	0.001/0.002
		↑ (2)	White	Black	ZBA335	0.001/0.002
			Black	White	ZBA334	0.001/0.002
		O (1)	White	Red	ZBA432	0.001/0.002
			Black		ZBA232	0.001/0.002
		STOP (1)	White	Red	ZBA434	0.001/0.002
			Black		ZBA234	0.001/0.002
		OFF	White	Red	ZBA435	0.001/0.002
		⚠	White	Green	ZBA346	0.001/0.002
		R (1)	White	Blue	ZBA639	0.001/0.002
		+	White	Black	ZBA2934	0.001/0.002
		-	White	Black	ZBA2935	0.001/0.002

(1) Double injection molded marking.

(2) Can be clipped in at 90° steps, through 360°.

(3) To add customized markings on these references using the web customization tool, see [page 5](#).

Control and signaling units

Harmony XB5, plastic

Diameter 22 mm Accessories for heads

Boots, Lens caps



ZBP0

Transparent boots for pushbuttons (1)

Description	For use with plastic pushbuttons	Sold in lots of	Unit reference	Weight kg/lb
Single boots (2)	Flush with circular head	10	ZBPA	0.002/0.004
	Projecting with circular head and push-push version	10	ZBP0	0.002/0.004
	Flush or projecting with circular head for food industry applications	10	ZBP0A	0.002/0.004

Colored boots

Description	Color	For use with	Sold in lots of	Unit reference	Weight kg/lb
Colored boots (can be replaced without dismantling the head)	White	ZB5AP1S	10	-	0.003/0.007
	Black	ZB5AP2S	10	ZBP012	0.003/0.007
	Green	ZB5AP3S	10	ZBP013	0.003/0.007
	Red	ZB5AP4S	10	ZBP014	0.003/0.007
	Yellow	ZB5AP5S	10	ZBP015	0.003/0.007
	Blue	ZB5AP6S	10	ZBP016	0.003/0.007
Clear membrane	Transparent	ZB5AP●83	10	ZBP017	0.003/0.007

Lens caps

For use with	Color	Sold in lots of	Unit reference	Weight kg/lb
Circular lens caps for light sources with Universal LED				
Pilot lights	White	10	ZBV0113	0.002/0.004
	Green	10	ZBV0133	0.002/0.004
	Red	10	ZBV0143	0.002/0.004
	Orange	10	ZBV0153	0.002/0.004
	Blue	10	ZBV0163	0.002/0.004
Circular lens caps for light sources with BA 9s fitting				
Pilot lights	White	10	ZBV011	0.002/0.004
	Green	10	ZBV013	0.002/0.004
	Red	10	ZBV014	0.002/0.004
	Orange	10	ZBV015	0.002/0.004
	Blue	10	ZBV016	0.002/0.004
	Clear	10	ZBV017	0.002/0.004



ZBV0153



ZBV016

(1) For boots for multiple-headed pushbuttons, see page 38.

(2) Permissible panel thickness 1 to 5 mm/0.039 to 0.179 in., cannot be used with legend holders.

Control and signaling units

Harmony XB5, plastic

Diameter 22 mm 8 x 27 mm legends with 30 x 40 mm legend holders



ZBZ34



ZBY•H101

30 x 40 mm legend holders (flush mounting with bezel) for 8 x 27 mm legends ⁽¹⁾


Description	Legend		Sold in lots of	Unit reference		Weight kg/lb
	Background color	Marking				
Without legend	–	–	10	ZBZ34	–	0.003/0.007
With blank legend	Black or red	–	10	ZBY2H101	–	0.004/0.009
	White or yellow	–	10	ZBY4H101	–	0.004/0.009

Standard 30 x 40 mm legend holders for 8 x 27 mm legends ⁽¹⁾

Description	Legend		Sold in lots of	Unit reference		Weight kg/lb
	Color	Marking		For black bezel	For gray bezel ⁽⁴⁾	
Without legend	–	–	10	ZBZ32	ZBZ32C0	0.001/0.002
With blank legend (for engraving)	Black or red	–	10	ZBY2101	ZBY2101C0	0.002/0.004
	White or yellow	–	10	ZBY4101	ZBY4101C0	0.002/0.004
With 8 x 27 mm/ 0.315 x 1.063 in. legend (with international marking)	Black or red (2)	I	10	ZBY2147	–	0.002/0.004
		O-I	10	ZBY2178	ZBY2178C0	0.002/0.004
		I-II	10	ZBY2179	–	0.002/0.004
		I-O-II	10	ZBY2186	ZBY2186C0	0.002/0.004
		STOP	10	ZBY2304	ZBY2304C0	0.002/0.004
With 8 x 27 mm/ 0.315 x 1.063 in. legend (with French language marking)	Black or red (2)	ARRET (red background)	10	ZBY2104	ZBY2104C0	0.002/0.004
		ARRET-MARCHE	10	ZBY2166	ZBY2166C0	0.002/0.004
		AUTO-MAIN	10	ZBY2164	–	0.002/0.004
		AUTO-O-MAIN	10	ZBY2185	–	0.002/0.004
		DEFAULT (black background)	10	ZBY2134	–	0.002/0.004
		DEFAULT (red background)	10	ZBY2135	–	0.002/0.004
		DESCENTE	10	ZBY2108	–	0.002/0.004
		EN SERVICE	10	ZBY2111	–	0.002/0.004
		FERMETURE	10	ZBY2114	–	0.002/0.004
		MARCHE	10	ZBY2103	ZBY2103C0	0.002/0.004
		MONTEE	10	ZBY2107	–	0.002/0.004
		OUVERTURE	10	ZBY2113	–	0.002/0.004
		REARMEMENT (red background)	10	ZBY2123	–	0.002/0.004
		REARMEMENT (black background)	10	ZBY0123	–	0.002/0.004
		SOUS TENSION	10	ZBY2126	–	0.002/0.004
Red	ARRET D'URGENCE	10	ZBY2130 ⁽³⁾	–	0.002/0.004	

(1) For legends, see page 75.

(2) "Start" functions: white letters on black background. "Stop" functions: white letters on red background (unless otherwise specified above).

(3) For compliance with standard EN/ISO 13850, paragraph 4.4.6, the Emergency Stop function logo  has been added.

(4) To add customized markings on these references using the web customization tool, see page 5.



ZBZ32



ZBY2101



ZBY2104C0



ZBY4140



ZBY2107

Control and signaling units

Harmony XB5, plastic

Diameter 22 mm 8 x 27 mm legends with 30 x 40 mm legend holders

Standard 30 x 40 mm legend holders with 8 x 27 mm legends ⁽¹⁾ (continued)							
Description	Legend		Sold in lots of	Reference		Weight kg/lb	
	Color	Marking		For black bezel	For gray bezel ⁽³⁾		
With legend (with English language marking)	Black or red background ⁽¹⁾	AUTO-HAND	10	ZBY2364	–	0.002/0.004	
		AUTO-O-HAND	10	ZBY2385	–	0.002/0.004	
		CLOSE	10	ZBY2314	–	0.002/0.004	
		FORWARD	10	ZBY2305	–	0.002/0.004	
		OFF	10	ZBY2312	–	0.002/0.004	
		OFF-ON	10	ZBY2367	ZBY2367C0	0.002/0.004	
		ON	10	ZBY2311	–	0.002/0.004	
		OPEN	10	ZBY2313	–	0.002/0.004	
		POWER ON	10	ZBY2326	–	0.002/0.004	
		RESET (red background)	10	ZBY2323	–	0.002/0.004	
		RESET (black background)	10	ZBY2322	–	0.002/0.004	
		REVERSE	10	ZBY2306	–	0.002/0.004	
		RUN	10	ZBY2334	–	0.002/0.004	
		START	10	ZBY2303	ZBY2303C0	0.002/0.004	
		STOP-START	10	ZBY2366	–	0.002/0.004	
		Red background	EMERGENCY STOP	10	ZBY2330 ⁽²⁾	–	0.002/0.004
	With legend (with German language marking)	Black or red background ⁽¹⁾	AUTO-HAND	10	ZBY2364	–	0.002/0.004
			AUTO-O-HAND	10	ZBY2385	–	0.002/0.004




ZBY2303



ZBY2228

⁽¹⁾ "Start" functions: white letters on black background. "Stop" functions: white letters on red background (unless otherwise specified above).

⁽²⁾ For compliance with standard EN/ISO 13850, paragraph 4.4.6, the Emergency Stop function logo  has been added.

⁽³⁾ To add customized markings on these references using the web customization tool, see [page 5](#).

Control and signaling units

Harmony XB5, plastic

Diameter 22 mm 30 x 40 mm legend plates



ZBYP2101



ZBYM2303

Standard 30 x 40 mm legend plates

Description	Marking (2)	Sold in lots of	Unit Reference		Weight kg/lb
			For black bezel	For gray bezel (1)	
Legend plate, plastic	-	10	ZBYP2101	ZBYP2101C0	0.001/0.002
	O-I	10	ZBYP2178	ZBYP2178C0	0.001/0.002
	STOP	10	ZBYP2304	ZBYP2304C0	0.001/0.002
	START	10	ZBYP2303	ZBYP2303C0	0.001/0.002
	MARCHE	10	ZBYP2103	ZBYP2103C0	0.001/0.002
	I-O-II	10	ZBYP2186	ZBYP2186C0	0.001/0.002
	OFF-ON	10	ZBYP2367	ZBYP2367C0	0.001/0.002
	ARRET-MARCHE	10	ZBYP2166	ZBYP2166C0	0.001/0.002
	ARRET	10	ZBYP2104	ZBYP2104C0	0.001/0.002
Legend plate, metal	-	10	ZBYM2101	-	0.004/0.009
	O-I	10	ZBYM2178	-	0.004/0.009
	STOP	10	ZBYM2304	-	0.004/0.009
	START	10	ZBYM2303	-	0.004/0.009
	MARCHE	10	ZBYM2103	-	0.004/0.009
	I-O-II	10	ZBYM2186	-	0.004/0.009
	OFF-ON	10	ZBYM2367	-	0.004/0.009
	ARRET-MARCHE	10	ZBYM2166	-	0.004/0.009
	ARRET	10	ZBYM2104	-	0.004/0.009

(1) To add customized markings on these references through web customization tool, see [page 5](#).

(2) Black marking for metal references, white marking for standard references.

Control and signaling units

Harmony XB5, plastic

Diameter 22 mm Legend holders for 18 x 27 mm legends, 18 x 27 mm legends for engraving



ZBZ33

Standard 30 x 50 mm legend holders for 18 x 27 mm legends					
Description	Background color	Sold in lots of	Unit reference		Weight kg/lb
			For black bezel	For gray bezel (1)	
Without legend	–	10	ZBZ33	ZBZ33C0	0.001/0.002
With blank legend	Black or red	10	ZBY6101	ZBY6101C0	0.002/0.004
	White or yellow	10	ZBY6102	ZBY6102C0	0.002/0.004



ZBY6101

30 x 50 mm legend holder (flush mounting with bezel) for 18 x 27 mm legends					
Description	Background color	Sold in lots of	Unit reference		Weight kg/lb
			For black bezel	For gray bezel (1)	
Without legend	–	10	ZBZ35	–	0.003/0.007
With blank legend	Black or red	10	ZBY6H101	–	0.004/0.009
	White or yellow	10	ZBY6H102	–	0.004/0.009



ZBYP6101

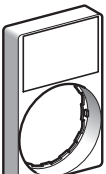


ZBYM6101

30 x 50 mm legend plates						
Description	Language	Marking	Sold in lots of	Unit reference		Weight kg/lb
				For black bezel	For gray bezel (1)	
Legend plate, plastic	–	Without	10	ZBYP6101	ZBYP6101C0	0.001/0.002
Legend plate, metal	–	Without	10	ZBYM6101	–	0.006/0.013



ZBZ35



ZBY6H101

18 x 27 mm legends for engraving for 30 x 50 mm legend holders						
Description	Language	Marking	Sold in lots of	Unit reference		Weight kg/lb
				For black bezel	For gray bezel (1)	
Black or red background	–	Without	10	ZBY5101	–	0.001/0.002
White or yellow background	–	Without	10	ZBY5102	–	0.001/0.002

18 x 27 mm legends for engraving for 30 x 50 mm legend holders					
Description	For use with	Sold in lots of	Unit reference		Weight kg/lb
			For black bezel	For gray bezel (1)	
Sheet of 40 18 x 27 mm/ 0.709 x 1.063 in. legends	30 x 50 mm/ 1.181 x 1.968 in. legend holder ZBZ33 and ZBZ35	10	ZBY5100	–	0.044/0.097

(1) To add customized markings on these references using the web customization tool, see page 5.

Control and signaling units

Harmony XB5, plastic

Diameter 22 mm, Legends 8 x 27 mm




ZBY0101



ZBY02304

8 x 27 mm marked legends for 30 x 40 mm legend holders ZBZ32 and ZBZ34

Language	Background color	Marking	Sold in lots of	Reference	Weight kg/lb
Without	Black or red	–	10	ZBY0101 (3)	0.001/0.002
	White or yellow	–	10	ZBY0102 (3)	0.001/0.002
International	Black or red (1)	O-I	10	ZBY02178	0.001/0.002
		STOP	10	ZBY02304	0.001/0.002
French	Black or red (1)	AUTO-O-MAIN	10	ZBY02185	0.001/0.002
		MARCHE	10	ZBY02103	0.001/0.002
		SOUS TENSION	10	ZBY02126	0.001/0.002




ZBY4100

Sheets of peel-off legends (with backing board and protective transparent cover)

Description	For use with	Sold in lots of	Unit reference	Weight kg/lb
Sheet of 76 legends Ø 8 x 27 mm/ 0.315 x 1.063 in.	Ø 30 x 40 mm/1.181 x 1.575 in. legend holder ZBZ32 and ZBZ34	10	ZBY4100	0.043/0.095

(1) "Start" functions: white letters on black background. "Stop" functions: white letters on red background (unless otherwise specified above).

(2) For compliance with standard EN/ISO 13850, paragraph 4.4.6, the Emergency Stop function logo  has been added.

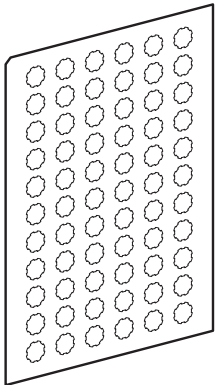
(3) To add customized markings on these references using the web customization tool, see [page 5](#).

Control and signaling units

Harmony XB5, plastic

Diameter 22 mm Legends for insertion, printing, or pre-printed, circular

Bellows for harsh environments



ZBY1101

Legends for XB5A pushbuttons, illuminated pushbuttons, and pilot lights

Description	Language	Marking	Sold in lots of	Unit reference	Weight kg/lb
Sheets of 66 circular peel-off, transparent, self-adhesive legends	–	Without	10	ZBY1101	0.017/0.037
Strips of 66 circular peel-off, transparent, self-adhesive legends	International	I	10	ZBY1147	0.017/0.037

Control and signaling units

Harmony XB5, plastic

Diameter 22 mm Accessories for pushbuttons

Other accessories (continued)

Description	For use with	Color	Sold in lots of	Unit reference		Weight kg/lb
				For black bezel	For gray bezel	
Plastic blanking plug (with fixing nut)	Circular Ø 22 mm/0.866 in. control and signaling units	Black	10	ZB5SZ3	ZB5SZ3C0 (1)	0.009/0.020
		Black	10	ZB5SZ5	–	0.009/0.020
Liquid spray protective washer to be fitted under the head	Ø 22 mm/0.866 in. control and signaling units	Chromium plated	10	ZB4BZ007	–	0.010/0.022
		Black	10	ZB4BZ0077	–	0.010/0.022
Plastic protection cover IP65/IP67	Ø 22 mm/0.866 in. USB and RJ45 ports	Black	10	ZBSP1	–	0.002/0.004
Rigid plastic protection cover IP65/IP67	Ø 22 mm/0.866 in. USB and RJ45 ports	Transparent	1	ZBSP2	–	0.006/0.013
Metal protection cover IP65/IP67/IP69K	Ø 22 mm/0.866 in. USB and RJ45 ports	Silver	1	ZBSP3	–	0.010/0.022
Ø 30 mm/1.181 in. plastic flush mounting kit	Pushbuttons and pilot lights	Black	1	ZB5AZ021	–	0.006/0.013
	Selector switches and illuminated pushbuttons	Black	1	ZB5AZ022	–	0.007/0.015
Ø 30 mm/1.181 in. plastic flush mounting kit with 1-line legend	Pushbuttons and pilot lights	Black	1	ZB5AZ023	–	0.007/0.015
	Selector switches and illuminated pushbuttons	Black	1	ZB5AZ024	–	0.008/0.018
Ø 30 mm/1.181 in. plastic flush mounting kit with 2-line legend	Pushbuttons and pilot lights	Black	1	ZB5AZ025	–	0.007/0.015
	Selector switches and illuminated pushbuttons	Black	1	ZB5AZ026	–	0.009/0.020



ZB5SZ3



ZBSP2



ZB5AZ026

(1) To add customized markings on these references using the web customization tool, see [page 5](#).

Harmony XB5 Flush mounted, Ø 30 mm


Control and signaling units

Harmony XB5, plastic




Flush mounted Diameter 30 mm, spring return pushbuttons, unmarked

Flush mounted pushbuttons with flush push for Ø 30 mm ⁽¹⁾								
Screw clamp terminal connections (Schneider Electric anti-loosening system)								
Shape of head	Type of push	Type of contact		Marking on bezel Text (color)	Color of push	Reference		Weight kg/lb
		NO	NC			For black bezel	For gray bezel	

Complete units ⁽²⁾

	Flush	1	-	-	White	XB5FA11 (ZB5AZ101 + ZB5FA1)	XB5FA11C0 (ZB5AZ101 + ZB5FA1C0)	0.037/0.082
					Black	XB5FA21 (ZB5AZ101 + ZB5FA2)	XB5FA21C0 (ZB5AZ101 + ZB5FA2C0)	0.037/0.082
					Green	XB5FA31 (ZB5AZ101 + ZB5FA3)	XB5FA31C0 (ZB5AZ101 + ZB5FA3C0)	0.037/0.082
					Yellow	XB5FA51 (ZB5AZ101 + ZB5FA5)	XB5FA51C0 (ZB5AZ101 + ZB5FA5C0)	0.037/0.082
					Blue	XB5FA61 (ZB5AZ101 + ZB5FA6)	XB5FA61C0 (ZB5AZ101 + ZB5FA6C0)	0.037/0.082
					Red	XB5FA42 (ZB5AZ102 + ZB5FA4)	XB5FA42C0 (ZB5AZ102 + ZB5FA4C0)	0.037/0.082

Heads only, circular ⁽²⁾

	Without cap ⁽³⁾		-	-	White	ZB5FA0	ZB5FA0C0	0.022/0.049
	Flush, with set of 6 colored caps		-	-	6 colors ⁽⁴⁾	ZB5FA9	ZB5FA9C0	0.027/0.060
	Flush		-	-	White	ZB5FA1	ZB5FA1C0	0.018/0.040
					Black	ZB5FA2	ZB5FA2C0	0.018/0.040
					Green	ZB5FA3	ZB5FA3C0	0.018/0.040
					Red	ZB5FA4	ZB5FA4C0	0.018/0.040
					Yellow	ZB5FA5	ZB5FA5C0	0.018/0.040
					Blue	ZB5FA6	ZB5FA6C0	0.018/0.040
					Gray	ZB5FA8	ZB5FA8C0	0.018/0.040
					Blue	ZB5FA68	ZB5FA68C0	0.018/0.040
	Flush with transparent cap for insertion of legend ⁽⁵⁾		-	-	White	ZB5FA18	ZB5FA18C0	0.018/0.040
					Green	ZB5FA38	ZB5FA38C0	0.018/0.040
					Red	ZB5FA48	ZB5FA48C0	0.018/0.040
					Yellow	ZB5FA58	ZB5FA58C0	0.018/0.040
					Blue	ZB5FA68	ZB5FA68C0	0.018/0.040


Heads only with marked bezel

	Flush		"START" (White)	Green	ZB5FA3M33	-	0.018/0.040
---	-------	--	--------------------	-------	------------------	---	-------------

Flush mounted pushbutton with recessed push for Ø 30 mm ⁽¹⁾ High guard

Shape of head	Type of push	Color	Reference		Weight kg/lb
			For black bezel	For gray bezel	

Heads only, circular ⁽²⁾

	Recessed (high guard)		-	-	White	ZB5FA16	ZB5FA16C0	0.020/0.044
					Black	ZB5FA26	ZB5FA26C0	0.020/0.044
					Green	ZB5FA36	ZB5FA36C0	0.020/0.044
					Red	ZB5FA46	ZB5FA46C0	0.020/0.044
					Yellow	ZB5FA56	ZB5FA56C0	0.020/0.044
					Blue	ZB5FA66	ZB5FA66C0	0.020/0.044

(1) For recommended maximum number of contacts constituting the body (fixing collar and contact) associated with the head, see [page 26](#) and [27](#).(2) To add customized markings on these references using the web customization tool, see [page 5](#).(3) Colored cap to be ordered separately, see [page 94](#).

(4) Head supplied with 6 different colored caps (white, black, green, red, yellow, or blue) not fitted.

(5) For legend ordering information, see [page 98](#).


Control and signaling units

Harmony XB5, plastic

Diameter 30 mm Flush mounted spring return pushbuttons, unmarked

Flush mounted pushbuttons with projecting push for Ø 30 mm (1)								
Screw clamp terminal connections (Schneider Electric anti-loosening system)								
Shape of head	Type of push	Type of contact		Marking on bezel Text (color)	Color of push	Reference		Weight kg/lb
		NO	NC			For black bezel	For gray bezel	

Complete units (2)

	Projecting	–	1		Red	XB5FL42 (ZB5AZ102 + ZB5FL4)	XB5FL42C0 (ZB5AZ102 + ZB5FL4C0)	0.038/0.084
---	------------	---	---	--	-----	--	--	-------------



XB5FL42



XB5FL42C0

Heads only, circular (2)

	Projecting				White	ZB5FL1	–	0.019/0.042
---	------------	--	--	--	-------	------------------------	---	-------------

					Black	ZB5FL2	ZB5FL2C0	0.019/0.042
---	--	--	--	--	-------	------------------------	--------------------------	-------------

					Green	ZB5FL3	ZB5FL3C0	0.019/0.042
--	--	--	--	--	-------	------------------------	--------------------------	-------------

					Red	ZB5FL4	ZB5FL4C0	0.019/0.042
--	--	--	--	--	-----	------------------------	--------------------------	-------------


					Yellow	ZB5FL5	ZB5FL5C0	0.019/0.042
--	--	--	--	--	--------	------------------------	--------------------------	-------------

					Blue	ZB5FL6	ZB5FL6C0	0.019/0.042
--	--	--	--	--	------	------------------------	--------------------------	-------------



ZB5FL4

Heads only with marked bezel

	Projecting			"STOP" (White)	Red	ZB5FL4M34	–	0.019/0.042
---	------------	--	--	-------------------	-----	---------------------------	---	-------------



ZB5FL4M34

(1) For recommended maximum number of contacts constituting the body (fixing collar and contact) associated with the head, see [page 26](#) and [27](#).

(2) To add customized markings on these references using the web customization tool, see [page 5](#).

Control and signaling units

Harmony XB5, plastic

Diameter 30 mm Flush mounted spring return pushbuttons, with marking



XB5FA4322



XB5FA3341C0



ZB5FA331



ZB5FA432



ZB5FL232

Flush mounted pushbuttons with flush or projecting push for Ø 30 mm ⁽¹⁾

Screw clamp terminal connections (Schneider Electric anti-loosening system)

Shape of head	Type of push	Type of contact		Marking Text (color)	Color of push	Reference		Weight kg/lb
		NO	NC			For black bezel	For gray bezel	
Complete units (2)								
	Flush	1	–	"I" (white)	Green	XB5FA3311 (ZB5AZ101 + ZB5FA331)	XB5FA3311C0 (ZB5AZ101 + ZB5FA331C0)	0.037/0.082
	Flush	–	1	"O" (white)	Red	XB5FA4322 (ZB5AZ102 + ZB5FA432)	XB5FA4322C0 (ZB5AZ102 + ZB5FA432C0)	0.037/0.082
	Projecting	–	1	"O" (white)	Red	XB5FL4322 (ZB5AZ102 + ZB5FL432)	–	0.037/0.082
	Flush (3)	1	–	↑ (black)	White	XB5FA3341 (ZB5AZ101 + ZB5FA334)	XB5FA3341C0 (ZB5AZ101 + ZB5FA334C0)	0.037/0.082
	Flush (3)	1	–	↓ (white)	Black	XB5FA3351 (ZB5AZ101 + ZB5FA335)	XB5FA3351C0 (ZB5AZ101 + ZB5FA335C0)	0.037/0.082
Heads only, circular (2)								
	Flush			"I" (white)	Green	ZB5FA331	ZB5FA331C0	0.018/0.040
				"I" (black)	White	ZB5FA131	–	0.018/0.040
				"II" (white)	Green	ZB5FA336	–	0.018/0.040
				"II" (black)	White	ZB5FA136	–	0.018/0.040
				"START" (white)	Green	ZB5FA333	–	0.018/0.040
				"START" (black)	White	ZB5FA133	–	0.018/0.040
				"ON" (white)	Green	ZB5FA341	–	0.018/0.040
				"ON" (black)	White	ZB5FA141	–	0.018/0.040
				"MARCHE" (white)	Green	ZB5FA342	–	0.018/0.040
				"MARCHE" (black)	White	ZB5FA142	–	0.018/0.040
				(white)	Black	ZB5FA245	–	0.018/0.040
				(black)	White	ZB5FA145	–	0.018/0.040
				"O" (white)	Red	ZB5FA432	ZB5FA432C0	0.018/0.040
					Black	ZB5FA232	–	0.018/0.040
				"ARRET" (white)	Red	ZB5FA433	–	0.018/0.040
					Black	ZB5FA233	–	0.018/0.040
				"STOP" (white)	Red	ZB5FA434	ZB5FA434C0	0.018/0.040
					Black	ZB5FA234	–	0.018/0.040
				"OFF" (white)	Red	ZB5FA435	–	0.018/0.040
					Black	ZB5FA235	–	0.018/0.040
				UP (black)	White	ZB5FA343	–	0.018/0.040
				DOWN (white)	Black	ZB5FA344	–	0.018/0.040
				↑ (black) (2)	White	ZB5FA334	ZB5FA334C0	0.018/0.040
				↓ (white) (2)	Black	ZB5FA335	ZB5FA335C0	0.018/0.040
Heads only, circular (2)								
	Projecting (3)			"O" (white)	Red	ZB5FL432	ZB5FL432C0	0.019/0.042
					Black	ZB5FL232	–	0.019/0.042
				"ARRET" (white)	Red	ZB5FL433	–	0.019/0.042
				"STOP" (white)	Red	ZB5FL434	–	0.019/0.042
					Black	ZB5FL234	–	0.019/0.042
				"OFF" (white)	Red	ZB5FL435	–	0.019/0.042
					Black	ZB5FL235	–	0.019/0.042

(1) For recommended maximum number of contacts constituting the body (fixing collar and contact) associated with the head, see page 26 and 27.

(2) To add customized markings on these references using the web customization tool, see page 5

(3) Product supplied with cap not clipped in, allowing orientation through 360° in 90° steps.

Control and signaling units

Harmony XB5, plastic
 Diameter 30 mm Flush mounted illuminated
 pushbuttons, spring return, with Universal LED



Flush mounted illuminated pushbuttons with flush push for Ø 30 mm ⁽¹⁾										
Screw clamp terminal connections (Schneider Electric anti-loosening system)										
Shape of head	Description	Type of contact		Supply voltage V	Color of push	Reference		Weight kg/lb		
		NO	NC			For black bezel	For gray bezel			
Complete units - With plain lens ⁽²⁾										
	Universal LED	1	1	24 ~ 50/60 Hz	White	XB5FW31B5	XB5FW31B5C0	0.056/0.123		
						(ZB5AW0B15 + ZB5FW313)	(ZB5AW0B15 + ZB5FW313C0)			
						Green	XB5FW33B5		XB5FW33B5C0	0.056/0.123
							(ZB5AW0B15 + ZB5FW333)		(ZB5AW0B15 + ZB5FW333C0)	
						Red	XB5FW34B5		XB5FW34B5C0	0.056/0.123
							(ZB5AW0B15 + ZB5FW343)		(ZB5AW0B15 + ZB5FW343C0)	
						Orange	XB5FW35B5		XB5FW35B5C0	0.056/0.123
							(ZB5AW0B15 + ZB5FW353)		(ZB5AW0B15 + ZB5FW353C0)	
						Blue	XB5FW36B5		XB5FW36B5C0	0.056/0.123
							(ZB5AW0B15 + ZB5FW363)		(ZB5AW0B15 + ZB5FW363C0)	
				110...120 ~ 50/60 Hz	White	XB5FW31G5	XB5FW31G5C0	0.056/0.123		
						(ZB5AW0G15 + ZB5FW313)	(ZB5AW0G15 + ZB5FW313C0)			
						Green	XB5FW33G5		XB5FW33G5C0	0.056/0.123
							(ZB5AW0G15 + ZB5FW333)		(ZB5AW0G15 + ZB5FW333C0)	
						Red	XB5FW34G5		XB5FW34G5C0	0.056/0.123
(ZB5AW0G15 + ZB5FW343)	(ZB5AW0G15 + ZB5FW343C0)									
Orange	XB5FW35G5	XB5FW35G5C0	0.056/0.123							
	(ZB5AW0G15 + ZB5FW353)	(ZB5AW0G15 + ZB5FW353C0)								
Blue	XB5FW36G5	XB5FW36G5C0	0.056/0.123							
	(ZB5AW0G15 + ZB5FW363)	(ZB5AW0G15 + ZB5FW363C0)								
230...240 ~ 50/60 Hz	White	XB5FW31M5	XB5FW31M5C0	0.056/0.123						
		(ZB5AW0M15 + ZB5FW313)	(ZB5AW0M15 + ZB5FW313C0)							
		Green	XB5FW33M5		XB5FW33M5C0	0.056/0.123				
			(ZB5AW0M15 + ZB5FW333)		(ZB5AW0M15 + ZB5FW333C0)					
		Red	XB5FW34M5		XB5FW34M5C0	0.056/0.123				
			(ZB5AW0M15 + ZB5FW343)		(ZB5AW0M15 + ZB5FW343C0)					
Orange	XB5FW35M5	XB5FW35M5C0	0.056/0.123							
	(ZB5AW0M15 + ZB5FW353)	(ZB5AW0M15 + ZB5FW353C0)								
Blue	XB5FW36M5	XB5FW36M5C0	0.056/0.123							
	(ZB5AW0M15 + ZB5FW363)	(ZB5AW0M15 + ZB5FW363C0)								

(1) For recommended maximum number of contacts constituting the body (fixing collar and contact) associated with the head, see [page 26](#) and [27](#).

(2) To add customized markings on these references using the web customization tool, see [page 5](#).

Control and signaling units

Harmony XB5, plastic

Diameter 30 mm Flush mounted illuminated pushbuttons, spring return, with Universal LED



ZB5FW313






ZB5FW333C0



ZB5FW343C0



ZB5FW933

Flush mounted illuminated pushbuttons with flush push for Ø 30 mm (continued) ⁽¹⁾					
Shape of head	Type of push	Color	Reference		Weight kg/lb
			For black bezel	For gray bezel	
Heads only, circular ⁽²⁾ - With plain lens ⁽³⁾					
	Flush	White	ZB5FW313	ZB5FW313C0	0.017/0.037
		Green	ZB5FW333	ZB5FW333C0	0.017/0.037
		Red	ZB5FW343	ZB5FW343C0	0.017/0.037
		Orange	ZB5FW353	ZB5FW353C0	0.017/0.037
		Yellow	ZB5FW383	ZB5FW383C0	0.017/0.037
		Blue	ZB5FW363	ZB5FW363C0	0.017/0.037
	Flush with illuminated ring	White	ZB5FW913	–	0.016/0.035
		Green	ZB5FW933	–	0.016/0.035
		Red	ZB5FW943	–	0.016/0.035
		Orange	ZB5FW953	–	0.016/0.035
		Yellow	ZB5FW983	–	0.016/0.035
		Blue	ZB5FW963	–	0.016/0.035
	Flush for insertion of legend ⁽⁴⁾ (IP69 K)	White	ZB5FA18	ZB5FA18C0	0.018/0.040
		Green	ZB5FA38	ZB5FA38C0	0.018/0.040
		Red	ZB5FA48	ZB5FA48C0	0.018/0.040
		Orange	ZB5FA58	ZB5FA58C0	0.018/0.040
		Blue	ZB5FA68	ZB5FA68C0	0.018/0.040

UN
Universal
for all color heads

UN
Universal
for all color heads

UN
Universal
for all color heads

(1) For recommended maximum number of contacts constituting the body (fixing collar and contact) associated with the head, see [page 26](#) and [27](#).

(2) For use with bodies comprising a light source with Universal LED only.





(3) To add customized markings on these references using the web customization tool, see [page 5](#).

(4) For legend ordering information, see [page 99](#).

Control and signaling units

Harmony XB5, plastic

Diameter 30 mm Flush mounted illuminated pushbuttons, spring return, with Universal LED

Flush mounted illuminated pushbuttons with projecting push for Ø 30 mm ⁽¹⁾					
Shape of head	Type of push	Color	Reference		Weight kg/lb
			For black bezel	For gray bezel	
Heads only, circular - With plain lens ⁽²⁾					
	Projecting	White	ZB5FW113	ZB5FW113C0	0.018/0.040
		Green	ZB5FW133	ZB5FW133C0	0.018/0.040
		Red	ZB5FW143	ZB5FW143C0	0.018/0.040
		Orange	ZB5FW153	ZB5FW153C0	0.018/0.040
		Yellow	ZB5FW183	ZB5FW183C0	0.018/0.040
		Blue	ZB5FW163	ZB5FW163C0	0.018/0.040

(1) For recommended maximum number of contacts constituting the body (fixing collar and contact) associated with the head, see [page 26](#) and [27](#).

(2) To add customized markings on these references using the web customization tool, see [page 5](#).



Control and signaling units


Harmony XB5, plastic

Diameter 30 mm Flush mounted pushbuttons, push-push



ZB5FH04

Flush mounted pushbuttons with flush push for Ø 30 mm ⁽¹⁾					
Shape of head	Type of push	Color of push	Reference		Weight kg/lb
			For black bezel	For gray bezel	
Heads only, circular ⁽³⁾					
	Without cap ⁽²⁾	–	ZB5FH0	ZB5FH0C0	0.018/0.040
	Flush	White	ZB5FH01	ZB5FH01C0	0.018/0.040
		Black	ZB5FH02	ZB5FH02C0	0.018/0.040
		Green	ZB5FH03	ZB5FH03C0	0.018/0.040
		Red	ZB5FH04	ZB5FH04C0	0.018/0.040
		Yellow	ZB5FH05	ZB5FH05C0	0.018/0.040
		Blue	ZB5FH06	ZB5FH06C0	0.018/0.040z

Flush mounted pushbuttons with projecting push for Ø 30 mm ⁽¹⁾					
Shape of head	Type of push	Color of push	Reference		Weight kg/lb
			For black bezel	For gray bezel	
Heads only, circular ⁽³⁾					
	Projecting	White	ZB5FH1	ZB5FH1C0	0.018/0.040
		Black	ZB5FH2	ZB5FH2C0	0.018/0.040
		Green	ZB5FH3	ZB5FH3C0	0.018/0.040
		Red	ZB5FH4	ZB5FH4C0	0.018/0.040
		Yellow	ZB5FH5	ZB5FH5C0	0.018/0.040
		Blue	ZB5FH6	ZB5FH6C0	0.018/0.040



ZB5FH5C0

(1) For recommended maximum number of contacts constituting the body (fixing collar and contact) associated with the head, see [page 26 and 27](#).

(2) Caps to be ordered separately, see [page 94](#).

(3) To add customized markings on these references using the web customization tool, see [page 5](#).

Control and signaling units


Harmony XB5, plastic


Diameter 30 mm Flush mounted pushbuttons, push-push



ZB5FH063




Flush mounted illuminated pushbuttons with flush push for Ø 30 mm ⁽¹⁾					
Shape of head	Type of push	Color of push	Reference		Weight kg/lb
			For black bezel	For gray bezel	
Heads only, circular ⁽²⁾ ⁽³⁾					
	Flush	White	ZB5FH013	ZB5FH013C0	0.017/0.037
		Green	ZB5FH033	ZB5FH033C0	0.017/0.037
		Red	ZB5FH043	ZB5FH043C0	0.017/0.037
		Orange	ZB5FH053	ZB5FH053C0	0.017/0.037
		Yellow	ZB5FH083	ZB5FH083C0	0.017/0.037
		Blue	ZB5FH063	ZB5FH063C0	0.017/0.037



ZB5FH83C0



Flush mounted illuminated pushbuttons with projecting push for Ø 30 mm ⁽¹⁾					
Shape of head	Type of push	Color of push	Reference		Weight kg/lb
			For black bezel	For gray bezel	
Heads only, circular ⁽²⁾ ⁽³⁾					
	Projecting	White	ZB5FH13	ZB5FH13C0	0.017/0.037
		Green	ZB5FH33	ZB5FH33C0	0.017/0.037
		Red	ZB5FH43	ZB5FH43C0	0.017/0.037
		Orange	ZB5FH53	ZB5FH53C0	0.017/0.037
		Yellow	ZB5FH83	ZB5FH83C0	0.017/0.037
		Blue	ZB5FH63	ZB5FH63C0	0.017/0.037

(1) For recommended maximum number of contacts constituting the body (fixing collar and contact) associated with the head, see [page 26](#) and [27](#).






(2) For use with bodies comprising a light source with universal LED only.

(3) To add customized markings on these references using the web customization tool, see [page 5](#).

Control and signaling units

Harmony XB5, plastic

Diameter 30 mm Flush mounted selector switches with standard handle

Flush mounted selector switches with standard handle for Ø 30 mm ⁽¹⁾										
Screw clamp terminal connections (Schneider Electric anti-loosening system)										
Shape of head operator	Type of contact	Marking on bezel		Positions		Reference		Weight kg/lb		
	NO	NC	Text (color)	Number	Type			For black bezel	For gray bezel	
Complete units ⁽²⁾										
	Standard handle, black	1	–		2-position 90°	Stay put	∨	XB5FD21 (ZB5AZ101 + ZB5FD2)	XB5FD21C0 (ZB5AZ101 + ZB5FD2C0)	0.043/0.095
		1	–			Spring return from right to left	∩	XB5FD41 (ZB5AZ101 + ZB5FD4)	XB5FD41C0 (ZB5AZ101 + ZB5FD4C0)	0.046/0.101
		1	1			Stay put	∨	XB5FD25 (ZB5AZ105 + ZB5FD2)	XB5FD25C0 (ZB5AZ105 + ZB5FD2C0)	0.043/0.095
		2	–		3-position ± 45°	Stay put	∨	XB5FD33 (ZB5AZ103 + ZB5FD3)	XB5FD33C0 (ZB5AZ103 + ZB5FD3C0)	0.043/0.095
						Spring return to center	∩	XB5FD53 (ZB5AZ103 + ZB5FD5)	XB5FD53C0 (ZB5AZ103 + ZB5FD5C0)	0.043/0.095
Heads only ⁽²⁾										
	Standard handle, black				2-position 90°	Stay put	∨	ZB5FD2	ZB5FD2C0	0.017/0.037
						Spring return from right to left	∩	ZB5FD4	ZB5FD4C0	0.020/0.044
					3-position ± 45°	Stay put	∨	ZB5FD3	ZB5FD3C0	0.017/0.037
						Spring return to center	∩	ZB5FD5	ZB5FD5C0	0.017/0.037
						Spring return from left to center	∩	ZB5FD7	ZB5FD7C0	0.017/0.037
						Spring return from right to center	∩	ZB5FD8	ZB5FD8C0	0.017/0.037
										
Heads only with marked bezel										
	Standard handle, black		"O" and "I" (White)		2-position 90°	Stay put	∨	ZB5FD2M178		0.017/0.037
Heads only with other colored handles ⁽²⁾										
	Standard handle, white					Add suffix 01 to the reference, for example:		ZB5FD201	ZB5FD201C0	
	Standard handle, green					Add suffix 03 to the reference, for example:		ZB5FD203	ZB5FD203C0	
	Standard handle, red					Add suffix 04 to the reference, for example:		ZB5FD204	ZB5FD204C0	
	Standard handle, yellow					Add suffix 05 to the reference, for example:		ZB5FD205	ZB5FD205C0	
	Standard handle, blue					Add suffix 06 to the reference, for example:		ZB5FD206	ZB5FD206C0	



(1) For recommended maximum number of contacts and sequence of contacts constituting the body (fixing collar and contact) associated with the head, see [page 26](#) and [27](#).

(2) To add customized markings on these references using the web customization tool, see [page 5](#).

Control and signaling units

Harmony XB5, plastic

Diameter 30 mm Flush mounted selector switches with long handle

Flush mounted selector switches with long handle for Ø 30 mm ⁽¹⁾										
Screw clamp terminal connections (Schneider Electric anti-loosening system)										
Shape of head	Type of operator	Type of contact		Positions Number	Type	Reference		Weight kg/lb		
		NO	NC			For black bezel	For gray bezel			
Complete units ⁽²⁾										
	Long handle, black	1	–	2-position 90°	Stay put	✓	XB5FJ21 (ZB5AZ101 + ZB5FJ2)	XB5FJ21C0 (ZB5AZ101 + ZB5FJ2C0)	0.043/0.095	
		2	–	3-position ± 45°	Stay put	✓	XB5FJ33 (ZB5AZ103 + ZB5FJ3)	XB5FJ33C0 (ZB5AZ103 + ZB5FJ3C0)	0.043/0.095	
					Spring return to center	✓	XB5FJ53 (ZB5AZ103 + ZB5FJ5)	XB5FJ53C0 (ZB5AZ103 + ZB5FJ5C0)	0.043/0.095	
Heads only ⁽²⁾										
	Long handle, black			2-position 90°	Stay put	✓	ZB5FJ2	ZB5FJ2C0	0.017/0.037	
					Spring return from right to left	✓	ZB5FJ4	ZB5FJ4C0	0.020/0.044	
					Stay put	✓	ZB5FJ3	ZB5FJ3C0	0.017/0.037	
					3-position ± 45°	Spring return to center	✓	ZB5FJ5	ZB5FJ5C0	0.017/0.037
						Spring return from left to center	✓	ZB5FJ7	ZB5FJ7C0	0.017/0.037
						Spring return from right to center	✓	ZB5FJ8	ZB5FJ8C0	0.017/0.037
























(1) For recommended maximum number of contacts and sequence of contacts constituting the body (fixing collar and contact) associated with the head, see [page 26](#) and [27](#).

(2) To add customized markings on these references using the web customization tool, see [page 5](#).


Control and signaling units

Harmony XB5, plastic

Diameter 30 mm Flush mounted key switches with key 455

Flush mounted key switches for Ø 30 mm ⁽¹⁾											
Screw clamp terminal connections (Schneider Electric anti-loosening system)											
Shape of head	Type of operator	Type of contact		Positions ⁽²⁾		Reference	Reference		Weight kg/lb		
		NO	NC	Number	Type		For black bezel ⁽⁴⁾	For gray bezel			
Complete units											
	Key switch with key 455	1	–	2-position 90°	Stay put		XB5FG21 (ZB5AZ101 + ZB5FG2)	XB5FG21C0 (ZB5AZ101 + ZB5FG2C0)	0.831/1.832		
							XB5FG41 (ZB5AZ101 + ZB5FG4)	XB5FG41C0 (ZB5AZ101 + ZB5FG4C0)	0.831/1.832		
						Spring return to left 	XB5FG61 (ZB5AZ101 + ZB5FG6)	XB5FG61C0 (ZB5AZ101 + ZB5FG6C0)	0.870/1.918		
	Key switch with key 455	2	–	3-position ± 45°	Stay put		XB5FG03 (ZB5AZ103 + ZB5FG0)	XB5FG03C0 (ZB5AZ103 + ZB5FG0C0)	0.831/1.832		
							XB5FG33 (ZB5AZ103 + ZB5FG3)	XB5FG33C0 (ZB5AZ103 + ZB5FG3C0)	0.831/1.832		
Heads only											
	Key switch with key 455 ⁽³⁾	2-position 90°	–	2-position 90°	Stay put		ZB5FG2 ⁽⁴⁾	ZB5FG2C0	0.057/0.126		
							ZB5FG02	–	0.057/0.126		
							ZB5FG4 ⁽⁴⁾	ZB5FG4C0	0.057/0.126		
						Spring return from right to left 	ZB5FG6 ⁽⁴⁾	ZB5FG6C0	0.061/0.134		
						3-position ± 45°	Stay put		ZB5FG0 ⁽⁴⁾	ZB5FG0C0	0.057/0.126
									ZB5FG3	–	0.057/0.126
									ZB5FG5	–	0.057/0.126
									ZB5FG9	–	0.057/0.126
									ZB5FG09	–	0.057/0.126
						Spring return from left to center 	ZB5FG1	–	0.057/0.126		
						Spring return to center 	ZB5FG7 ⁽⁴⁾	ZB5FG7C0	0.057/0.126		
						Spring return from right to center 	ZB5FG8	–	0.057/0.126		
	Key switch with key 455	2-position 90°	–	2-position 90°	Stay put		ZB5FG05 ⁽⁴⁾	ZB5FG05C0	0.057/0.126		
							ZB5FG08 ⁽⁴⁾	ZB5FG08C0	0.057/0.126		

⁽¹⁾ For recommended maximum number of contacts and sequence of contacts constituting the body (fixing collar and contact) associated with the head, see [page 26](#) and [27](#).

⁽²⁾ The symbol  indicates key withdrawal position(s).

⁽³⁾ For specific keys, please contact our Customer Care Center.

⁽⁴⁾ To add customized markings on these references using the web customization tool, see [page 5](#).

Control and signaling units

Harmony XB5, plastic

Diameter 30 mm Flush mounted key switches with key 8D1

Flush mounted selector switches with knurled knob



ZB5FG09D

Flush mounted key switches for Ø 30 mm (continued) (1)										
Shape of head	Type of operator	Positions (2)			Reference		Weight kg/lb			
		Number	Type		For black bezel	For gray bezel				
	Key switch with key 8D1	2-position 90°	Stay put		ZB5FG2D	–	0.069/0.152			
					ZB5FG02D	–	0.069/0.152			
					ZB5FG4D	–	0.069/0.152			
		3-position ± 45°	Stay put	Spring return from right to left		ZB5FG6D	–	0.069/0.152		
						ZB5FG0D	–	0.069/0.152		
						ZB5FG3D	–	0.069/0.152		
				Spring return from left to center		ZB5FG5D	–	0.069/0.152		
						ZB5FG9D	–	0.069/0.152		
						ZB5FG09D	–	0.069/0.152		
				Spring return from right to center		ZB5FG1D	–	0.069/0.152		
						ZB5FG7D	–	0.069/0.152		
						ZB5FG8D	–	0.069/0.152		
				3-position ± 45°	Stay put	Spring return to centre		ZB5FG05D	–	0.069/0.152
								ZB5FG08D	–	0.069/0.152
								ZB5FG03D	–	0.069/0.152
				3-position ± 45°	Stay put	Spring return from right to centre		ZB5FG04D	–	0.069/0.152
								ZB5FG06D	–	0.069/0.152



ZB5FD29



ZB5FD29C0

Flush mounted selector switches with knurled knob for Ø 30 mm (1)							
Shape of head	Type of operator	Positions (2)			Reference		Weight kg/lb
		Number	Type		For black bezel	For gray bezel	
Heads only (3)							
	Black knurled knob	2-position 90°	Stay put		ZB5FD29	ZB5FD29C0	0.034/0.075
					ZB5FD49	ZB5FD49C0	0.034/0.075
		3-position ± 45°	Stay put		ZB5FD39	ZB5FD39C0	0.034/0.075
					ZB5FD59	ZB5FD59C0	0.034/0.075
					ZB5FD79	ZB5FD79C0	0.034/0.075
					ZB5FD89	ZB5FD89C0	0.034/0.075

(1) For recommended maximum number of contacts and sequence of contacts constituting the body (fixing collar and contact) associated with the head, see page 26 and 27.






(2) The symbol indicates key withdrawal position(s).

(3) To add customized markings on these references using the web customization tool, see page 5.

Control and signaling units

Harmony XB5, plastic

Diameter 30 mm Flush mounted illuminated selector switches with standard handle, with Universal LED

Flush mounted illuminated selector switches with standard handle, with Universal LED for Ø 30 mm ⁽¹⁾															
Screw clamp terminal connections (Schneider Electric anti-loosening system)															
Shape of head operator	Type of contact	Type of contact		Positions Number and type	Supply voltage V	Color of handle	Reference		Weight kg/lb						
		NO	NC				For black bezel	For gray bezel							
Complete units ⁽²⁾															
 XB5FK123B5  XB5FK124B5  XB5FK125B5	 Standard handle  UN Universal <i>for all color heads</i>	1	1	2-position 90° Stay put	24 ~ (50/60 Hz)	Green	XB5FK123B5 (ZB5AW0B15 + ZB5FK1233)	XB5FK123B5C0 (ZB5AW0B15 + ZB5FK1233C0)	0.516/1.138						
						Red	XB5FK124B5 (ZB5AW0B15 + ZB5FK1243)	XB5FK124B5C0 (ZB5AW0B15 + ZB5FK1243C0)	0.516/1.138						
						Orange	XB5FK125B5 (ZB5AW0B15 + ZB5FK1253)	XB5FK125B5C0 (ZB5AW0B15 + ZB5FK1253C0)	0.516/1.138						
						110...120 ~ (50/60 Hz)	Green	XB5FK123G5 (ZB5AW0G15 + ZB5FK1233)	XB5FK123G5C0 (ZB5AW0G15 + ZB5FK1233C0)	0.516/1.138					
							Red	XB5FK124G5 (ZB5AW0G15 + ZB5FK1243)	–	0.516/1.138					
							Orange	XB5FK125G5 (ZB5AW0G15 + ZB5FK1253)	–	0.516/1.138					
						230...240 ~ (50/60 Hz)	Green	XB5FK123M5 (ZB5AW0M15 + ZB5FK1233)	XB5FK123M5C0 (ZB5AW0M15 + ZB5FK1233C0)	0.516/1.138					
							Red	XB5FK124M5 (ZB5AW0M15 + ZB5FK1243)	XB5FK124M5C0 (ZB5AW0M15 + ZB5FK1243C0)	0.516/1.138					
							Orange	XB5FK125M5 (ZB5AW0M15 + ZB5FK1253)	XB5FK125M5C0 (ZB5AW0M15 + ZB5FK1253C0)	0.516/1.138					
								1	1	3-position ± 45° Stay put	24 ~ (50/60 Hz)	Green	XB5FK133B5 (ZB5AW0B15 + ZB5FK1333)	XB5FK133B5C0 (ZB5AW0B15 + ZB5FK1333C0)	0.516/1.138
												Red	XB5FK134B5 (ZB5AW0B15 + ZB5FK1343)	–	0.516/1.138
												Orange	XB5FK135B5 (ZB5AW0B15 + ZB5FK1353)	–	0.516/1.138
110...120 ~ (50/60 Hz)	Green	XB5FK133G5 (ZB5AW0G15 + ZB5FK1333)	–	0.516/1.138											
	Red	XB5FK134G5 (ZB5AW0G15 + ZB5FK1343)	–	0.516/1.138											
	Orange	XB5FK135G5 (ZB5AW0G15 + ZB5FK1353)	–	0.516/1.138											
230...240 ~ (50/60 Hz)	Green	XB5FK133M5 (ZB5AW0M15 + ZB5FK1333)	XB5FK133M5C0 (ZB5AW0M15 + ZB5FK1333C0)	0.516/1.138											
	Red	XB5FK134M5 (ZB5AW0M15 + ZB5FK1343)	–	0.516/1.138											
	Orange	XB5FK135M5 (ZB5AW0M15 + ZB5FK1353)	–	0.516/1.138											

(1) For recommended maximum number of contacts constituting the body (fixing collar and contact) associated with the head, see page 26 and 27.

(2) To add customized markings on these references using the web customization tool, see page 5.


Control and signaling units

Harmony XB5, plastic

Diameter 30 mm Flush mounted pilot lights with Universal LED



XB5FVB1



XB5FVB4C0



XB5FVG3

Flush mounted pilot lights with Universal LED for Ø 30 mm (1)
Screw clamp terminal connections (Schneider Electric anti-loosening system)

Shape of head	Supply voltage V	Color	Reference		Weight kg/lb
			For black bezel	For gray bezel	
Complete units (with plain lens)					
	24 ~ (50/60 Hz)	White	XB5FVB1 (ZB5AVB1 + ZB5FV013)	XB5FVB1C0 (ZB5AVB1 + ZB5FV013C0)	0.038/0.084
		Green	XB5FVB3 (ZB5AVB1 + ZB5FV033)	XB5FVB3C0 (ZB5AVB1 + ZB5FV033C0)	0.038/0.084
		Red	XB5FVB4 (ZB5AVB1 + ZB5FV043)	XB5FVB4C0 (ZB5AVB1 + ZB5FV043C0)	0.038/0.084
		Orange	XB5FVB5 (ZB5AVB1 + ZB5FV053)	XB5FVB5C0 (ZB5AVB1 + ZB5FV053C0)	0.038/0.084
		Blue	XB5FVB6 (ZB5AVB1 + ZB5FV063)	XB5FVB6C0 (ZB5AVB1 + ZB5FV063C0)	0.038/0.084
			110...120 ~ (50/60 Hz)	White	XB5FVG1 (ZB5AVG1 + ZB5FV013)
Green	XB5FVG3 (ZB5AVG1 + ZB5FV033)			XB5FVG3C0 (ZB5AVG1 + ZB5FV033C0)	0.038/0.084
Red	XB5FVG4 (ZB5AVG1 + ZB5FV043)			XB5FVG4C0 (ZB5AVG1 + ZB5FV043C0)	0.038/0.084
Orange	XB5FVG5 (ZB5AVG1 + ZB5FV053)			XB5FVG5C0 (ZB5AVG1 + ZB5FV053C0)	0.038/0.084
Blue	XB5FVG6 (ZB5AVG1 + ZB5FV063)			XB5FVG6C0 (ZB5AVG1 + ZB5FV063C0)	0.038/0.084
	230...240 ~ (50/60 Hz)			White	XB5FVM1 (ZB5AVM1 + ZB5FV013)
		Green	XB5FVM3 (ZB5AVM1 + ZB5FV033)	XB5FVM3C0 (ZB5AVM1 + ZB5FV033C0)	0.038/0.084
		Red	XB5FVM4 (ZB5AVM1 + ZB5FV043)	XB5FVM4C0 (ZB5AVM1 + ZB5FV043C0)	0.038/0.084
		Orange	XB5FVM5 (ZB5AVM1 + ZB5FV053)	XB5FVM5C0 (ZB5AVM1 + ZB5FV053C0)	0.038/0.084
		Blue	XB5FVM6 (ZB5AVM1 + ZB5FV063)	XB5FVM6C0 (ZB5AVM1 + ZB5FV063C0)	0.038/0.084

(1) To add customized markings on these references using the web customization tool, see page 5.

Control and signaling units







Harmony XB5, plastic

Diameter 30 mm Flush mounted pilot lights with Universal LED

Flush mounted pilot lights with Universal LED for Ø 30 mm (continued) (1)

Screw clamp terminal connections (Schneider Electric anti-loosening system)

Heads only, circular (2)

Shape of head	For use with body comprising light source type	Color of lens	Reference		Weight kg/lb
			For black bezel	For gray bezel	
■ With plain lens					
	Universal LED	White	ZB5FV013	ZB5FV013C0	0.017/0.037
		Green	ZB5FV033	ZB5FV033C0	0.017/0.037
		Red	ZB5FV043	ZB5FV043C0	0.017/0.037
		Orange	ZB5FV053	ZB5FV053C0	0.017/0.037
		Yellow	ZB5FV083	ZB5FV083C0	0.017/0.037
		Blue	ZB5FV063	ZB5FV063C0	0.017/0.037



ZB5FV043



ZB5FV083C0

UN
Universal
for all color heads

(1) To add customized markings on these references using the web customization tool, see [page 5](#).

(2) For use with bodies comprising a light source with Universal LED only.

Control and signaling units

Harmony XB5, plastic

Accessories for flush mounted heads

Pushbutton caps with markings



ZBAF331

Pushbutton caps with markings for flush mounted heads (3)



For use with	Type of push	Marking		Color of cap	Unit reference	Weight kg/lb
		Text	Color			
Plastic pushbuttons						
ZB4FA0 and ZB5FA0 circular pushbutton heads supplied without cap (sold in lots of 10)	Flush	I (1)	White	Green	ZBAF331	0.001/0.002
			Black	White	ZBAF131	0.001/0.002
		II	White	Green	ZBAF336	0.001/0.002
			Black	White	ZBAF136	0.001/0.002
		III	White	Green	ZBAF337	0.001/0.002
			Black	White	ZBAF137	0.001/0.002
		IV	White	Green	ZBAF338	0.001/0.002
			Black	White	ZBAF138	0.001/0.002
START (1)			White	Green	ZBAF333	0.001/0.002
			Black	White	ZBAF133	0.001/0.002
ON			White	Green	ZBAF341	0.001/0.002
			Black	White	ZBAF141	0.001/0.002
MARCHE			White	Green	ZBAF342	0.001/0.002
			Black	White	ZBAF142	0.001/0.002
UP (1)			Black	White	ZBAF343	0.001/0.002
DOWN (1)			White	Black	ZBAF344	0.001/0.002
Ⓣ (1)			White	Black	ZBAF245	0.001/0.002
			Black	White	ZBAF145	0.001/0.002
↑ (2)			White	Black	ZBAF335	0.001/0.002
			Black	White	ZBAF334	0.001/0.002
O (1)			White	Red	ZBAF432	0.001/0.002
			Black		ZBAF232	0.001/0.002
ARRET			White	Red	ZBAF433	0.001/0.002
			Black		ZBAF233	0.001/0.002
STOP (1)			White	Red	ZBAF434	0.001/0.002
			Black		ZBAF234	0.001/0.002
OFF			White	Red	ZBAF435	0.001/0.002
			Black		ZBAF235	0.001/0.002
R (1)			White	Blue	ZBAF639	0.001/0.002
+			White	Black	ZBAF2934	0.001/0.002
-			White	Black	ZBAF2935	0.001/0.002

(1) Double injection molded marking.

(2) Can be clipped in at 90° steps, through 360°.

(3) To add customized markings on these references using the web customization tool, see page 5.

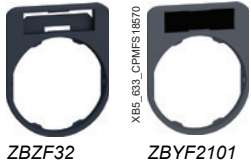
Other accessories

Description	For use with	Color	Sold in lots of	Unit reference		Weight kg/lb
				For black bezel	For gray bezel	
 <p>Plastic blanking plug for flush mounted heads (with fixing nut)</p>	Circular Ø 30 mm/1.181 in. flush mounted control and signaling units	Black	5	ZB5FSZ3	–	0.009/0.020
 <p>Metal ring for flush mounted Ø 30 mm/1.181 in. NEMA hole</p>	Ø 30 mm/1.181 in. flush mounted control and signaling units	Chromium plated	10	ZB4FBZ014	–	0.012/0.027
<p>Liquid spray protective washer to be fitted under the head</p>	Ø 30 mm/1.181 in. flush mounted control and signaling units	Chromium plated	10	ZB4FBZ007	–	0.003/0.006

Control and signaling units

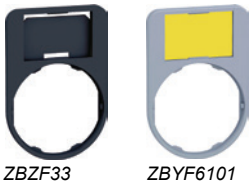
Harmony XB5, plastic

Legend holders for flush mounted heads



Standard 40 x 50 mm legend holders for 8 x 27 mm legends - for flush mounted heads

Description	Color	Sold in lots of	Unit reference		Weight kg/lb
			For black bezel	For gray bezel (2)	
Without legend	–	10	ZBZF32	–	0.001/0.002
With blank legend (for engraving)	Black or red	10	ZBYF2101	ZBYF2101C0	0.002/0.004
	White or yellow	10	ZBYF4101	ZBYF4101C0	0.002/0.004
With 8 x 27 mm / 0.315 x 1.063 in. legend (with international marking)	Black or red (1) O-I	10	ZBYF2178	ZBYF2178C0	0.003/0.007
	STOP	10	ZBYF2304	ZBYF2304C0	0.003/0.007
	START (in white)	10	ZBYF2303	ZBYF2303C0	0.003/0.007
	MARCHE	10	ZBYF2103	ZBYF2103C0	0.003/0.007
	I-O-II	10	ZBYF2186	ZBYF2186C0	0.003/0.007
	OFF-ON	10	ZBYF2367	ZBYF2367C0	0.003/0.007
	ARRET-MARCHE	10	ZBYF2166	ZBYF2166C0	0.003/0.007



Standard 40 x 60 mm legend holders for 18 x 27 mm legends - for flush mounted heads

Description	Color	Sold in lots of	Unit reference		Weight kg/lb
			For black bezel	For gray bezel (2)	
Without legend	–	10	ZBZF33	–	0.001/0.002
With blank legend (for engraving)	Black or red	10	ZBYF6101	ZBYF6101C0	0.002/0.004
	White or yellow	10	ZBYF6102	ZBYF6102C0	0.002/0.004

(1) "Start" functions: white letters on black background. "Stop" functions: white letters on red background (unless otherwise specified above).
 (2) To add customized markings on these references using the web customization tool, see page 5.
 (3) Black marking for white color plated, white marking for black and gray color plated.

Control and signaling units

Harmony XB5, plastic

Legend holders for flush mounted heads

Standard 40 x 50 mm legend plate - for flush mounted heads

Description	Color	Marking (3)	Sold in lots of	Unit reference		Weight kg/lb
				For black bezel	For gray bezel (2)	
Legend plate, plastic	–	–	10	ZBYFP2101	ZBYFP2101C0	0.003/0.007
		O-I	10	ZBYFP2178	ZBYFP2178C0	0.003/0.007
		STOP	10	ZBYFP2304	ZBYFP2304C0	0.003/0.007
		START	10	ZBYFP2303	ZBYFP2303C0	0.003/0.007
		MARCHE	10	ZBYFP2103	ZBYFP2103C0	0.003/0.007
		I-O-II	10	ZBYFP2186	ZBYFP2186C0	0.003/0.007
		OFF-ON	10	ZBYFP2367	ZBYFP2367C0	0.003/0.007
		ARRET-MARCHE	10	ZBYFP2166	ZBYFP2166C0	0.003/0.007
		ARRET	10	ZBYFP2104	ZBYFP2104C0	0.003/0.007



ZBYFP2101



ZBYFP2303

40 x 60 mm legend plate - for flush mounted heads

Description	Color	Marking	Sold in lots of	Unit Reference		Weight kg/lb
				For black bezel	For gray bezel (2)	
Legend plate, plastic	–	–	10	ZBYFP6101	ZBYFP6101C0	0.003/0.007

(1) "Start" functions: white letters on black background. "Stop" functions: white letters on red background (unless otherwise specified above).

(2) To add customized markings on these references using the web customization tool, see [page 5](#).

(3) Black marking for white color plated, white marking for black and gray color plated.

Control and signaling units

Harmony XB5, plastic

Diameter 22 mm, Legends 8 x 27 mm

8 x 27 mm marked legends for 30 x 40 mm legend holders ZBZ32 and ZBZ34




ZBY0101

Language	Background color	Marking	Sold in lots of	Reference	Weight kg/lb
Without	Black or red	–	10	ZBY0101 (3)	0.001/0.002
	White or yellow	–	10	ZBY0102 (3)	0.001/0.002



ZBY02304

Language	Background color (1)	Marking	Sold in lots of	Reference	Weight kg/lb
International	Black or red (1)	O-I	10	ZBY02178	0.001/0.002
		STOP	10	ZBY02304	0.001/0.002
French	Black or red (1)	AUTO-O-MAIN	10	ZBY02185	0.001/0.002
		MARCHE	10	ZBY02103	0.001/0.002
		SOUS TENSION	10	ZBY02126	0.001/0.002




ZBY4100

Sheets of peel-off legends (with backing board and protective transparent cover)

Description	For use with	Sold in lots of	Unit reference	Weight kg/lb
Sheet of 76 legends Ø 8 x 27 mm/ 0.315 x 1.063 in.	Ø 30 x 40 mm/1.181 x 1.575 in. legend holder ZBZ32 and ZBZ34	10	ZBY4100	0.043/0.095

(1) "Start" functions: white letters on black background. "Stop" functions: white letters on red background (unless otherwise specified above).

(2) For compliance with standard EN/ISO 13850, paragraph 4.4.6, the Emergency Stop function logo  has been added.


(3) To add customized markings on these references using the web customization tool, see [page 5](#).

Control and signaling units

Harmony XB5, plastic

Diameter 22 mm Legends for insertion, printing, or pre-printed, circular

Bellows for harsh environments



ZBY1101

Legends for XB5A pushbuttons, illuminated pushbuttons, and pilot lights

Description	Language	Marking	Sold in lots of	Unit reference	Weight kg/lb
Sheets of 66 circular peel-off, transparent, self-adhesive legends	–	Without	10	ZBY1101	0.017/0.037
Strips of 66 circular peel-off, transparent, self-adhesive legends	International	I	10	ZBY1147	0.017/0.037

Common Components and Accessories

Control and signaling units

Harmony XB5, plastic

Body/contact assemblies - Screw clamp terminal connections



ZB5AZ009



ZBE101



ZBE203



ZB5AZ101



ZBE201



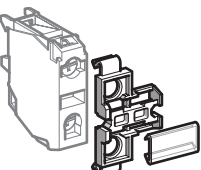
ZB5AZ107



ZBE501



ZB2BE101



ZBZ001

Body/fixing collar

For use with	Sold in lots of	Unit reference	Weight kg/lb
Electrical block (contact or light)	10	ZB5AZ009	0.006/0.013

Contact functions (1)

Screw clamp terminal connections (Schneider Electric anti-loosening system)

Application	Type of contact	Description	NO	NC	NC MC(7)	Sold in lots of	Unit reference	Weight kg/lb
-------------	-----------------	-------------	----	----	----------	-----------------	----------------	--------------

Contacts for standard applications

Contact blocks	Single	Contact blocks	1	–	–	5	ZBE101	0.011/0.024
			–	1	–	5	ZBE102 (6)	0.011/0.024
			–	–	1	5	ZBE302	0.014/0.030
	Double		2	–	–	5	ZBE203	0.020/0.044
			–	2	–	5	ZBE204	0.020/0.044
			1	1	–	5	ZBE205	0.020/0.044
			1	–	–	1	ZB5AZ101	0.021/0.046
			–	1	–	1	ZB5AZ102	0.021/0.046
	Single with body/fixing collar		2	–	–	1	ZB5AZ103	0.030/0.066
			–	2	–	1	ZB5AZ104	0.030/0.066
			1	1	–	1	ZB5AZ105	0.030/0.066
			1	2	–	1	ZB5AZ141	0.040/0.088

Contacts for specific applications

Low power switching	Single	Standard	1	–	–	5	ZBE1016	0.012/0.026
			–	1	–	5	ZBE1026	0.012/0.026
		Dusty environment (2) (IP 5X, 50 µm dust)	1	–	–	5	ZBE1016P	0.012/0.026
			–	1	–	5	ZBE1026P	0.012/0.026
Staggered contacts	Single	Early make NO	1	–	–	5	ZBE201	0.011/0.024
			–	1	–	5	ZBE202	0.011/0.024
		Late break NC	1	1	–	5	ZB5AZ106	0.062/0.137
			2	–	–	5	ZB5AZ107	0.062/0.137
High power switching	Single	Standard (3)	1	–	–	1	ZBE501	0.020/0.044
			–	1	–	1	ZBE502	0.020/0.044
			2	–	–	1	ZBE503	0.032/0.071
			–	2	–	1	ZBE504	0.032/0.071
			1	1	–	1	ZBE505	0.032/0.071
Additional contact blocks for high power switching	Single	Standard (4)	1	–	–	1	ZB2BE101	0.020/0.044
			–	1	–	1	ZB2BE102	0.020/0.044

Clip-on legend holder, sheet of blank legends and labelling software

Description	Sold in lots of	Unit reference	Weight kg/lb
Clip-on legend-holder for electrical blocks with screw clamp terminal connections(5). For identification of an XB4B control or signaling unit	10	ZBZ001	0.001/0.002
Sheet of 50 blank legends for legend holder ZBZ001	10	ZBY001	0.023/0.051

(1) The contact blocks enable variable composition of body/contact assemblies. Maximum number of rows possible: 3. Either 3 rows of 3 single contacts or 1 row of 3 double contacts + 1 row of 3 single contacts (double contacts occupy the first 2 rows). Maximum number of contacts is specified on 22 of this catalog.

(2) It is not possible to fit an additional contact block on the back of these contact blocks.

(3) It is not possible to fit an additional contact block on the back of these contact blocks or to use these contacts with light blocks.

(4) To be fitted on the back of ZBE50● contacts.

(5) This legend holder is not compatible with high power switching contacts.

(6) To order products with screw clamp terminal connections for lugs, add a 9 at the end of the commercial reference. Example: ZBE102 becomes ZBE1029.

(7) NC contact block with monitoring dedicated for Emergency stop head only.

Control and signaling units

Harmony XB5, plastic

Light blocks - Screw clamp terminal connections



ZBVB1



Light blocks				
Description	Supply voltage V	Sold in lots of	Unit reference	Weight kg/lb
Light blocks with screw clamp terminal connections (Schneider Electric anti-loosening system)				
Universal LED light block	12 ~ (50 or 60 Hz)	5	ZBVJ1	0.017/0.037
	24 ~ (50 or 60 Hz)	5	ZBVB1	0.017/0.037
	24...120 ~ (50 or 60 Hz)	5	ZBVBG1	0.017/0.037
	110...120 ~ (50 or 60 Hz)	5	ZBVG1	0.017/0.037
	230...240 ~ (50 or 60 Hz)	5	ZBVM1	0.017/0.037



ZBVG4T



Light blocks with inductive overload protection				
Description	Supply voltage V	Sold in lots of	Unit reference	Weight kg/lb
Universal LED light block	110...240 V ~ 50/60 Hz	5	ZBVG1T	0.017/0.037

Control and signaling units

Harmony XB5, plastic

Flashing light blocks, transformer blocks, blocks for “test light”, LED suppressors



ZBV1



ZBV5B



ZBZG156



ZBZM156

Flashing light blocks with screw clamp terminal connections

(Schneider Electric anti-loosening system)

Description	Supply voltage V		Sold in lots of	Unit reference	Weight kg/lb
Universal LED light block	24 ~ (50 or 60 Hz)	White	5	ZBV18B1	0.017/0.037
		Green	5	ZBV18B3	0.017/0.037
		Red	5	ZBV18B4	0.017/0.037
		Orange	5	ZBV18B5	0.017/0.037
		Blue	5	ZBV18B6	0.017/0.037
		110...120 ~ (50 or 60 Hz)	White	5	ZBV18G1
	Green	5	ZBV18G3	0.017/0.037	
	Red	5	ZBV18G4	0.017/0.037	
	Orange	5	ZBV18G5	0.017/0.037	
	Blue	5	ZBV18G6	0.017/0.037	
230...240 ~ (50 or 60 Hz)	White	5	ZBV18M1	0.017/0.037	
		Green	5	ZBV18M3	0.017/0.037
		Red	5	ZBV18M4	0.017/0.037
		Orange	5	ZBV18M5	0.017/0.037
		Blue	5	ZBV18M6	0.017/0.037

Transformer blocks for 24 V light blocks (1)

For use with	Supply voltage V	Description	Reference	Weight kg/lb
Universal LED light blocks	400 V ~ - 50Hz	Transformer 400 V - 24 V ~	ZBV5B (2)	0.090/0.198

Blocks for “test light” function

For use with	Supply voltage V	Description	Reference	Weight kg/lb
Light blocks	12 and 24 ~ 24...120 ~	Single module, 1 connecting wire	ZBZG156 (3)	0.010/0.022
Light blocks with Universal LED	48...230 ~	Double module, with connecting wires	ZBZM156 (4)	0.010/0.022

(1) To be used with 2 dummy contact blocks ZBE000.

(2) To order 440...460 V ~ - 60 Hz transformer blocks, replace “5” in the reference with “8”: ZBV5B becomes ZBV8B.
To order 550...600 V ~ - 60 Hz transformer blocks, replace “5” with “9”: ZBV5B becomes ZBV9B.

(3) Block for use with ~ light blocks with Universal LED types ZBVJ●, ZBV●●, ZVBG● or with direct supply light block for BA 9s bulb, ZBV6.

(4) Block for use ~ light blocks Universal LED types ZBVG●, ZBVM●, see connection on the Schneider Electric website, Harmony XB5 page.

Control and signaling units

Harmony XB5, plastic

Body/contact assemblies - Spring clamp terminal connections



ZB5AZ009

Body/fixing collar

For use with	Sold in lots of	Unit reference	Weight kg/lb
Electrical block (contact or light)	10	ZB5AZ009	0.006/0.013

Contact functions

Spring clamp terminal connections (1)

Contacts for standard applications

Description	Type of contact	Contact symbols		Sold in lots of	Unit reference	Weight kg/lb
		NO	NC			
Contact blocks	Single	1	–	4	ZBE1015	0.011/0.024
		–	1	4	ZBE1025	0.011/0.024
Single with body/fixing collar	Single with body/fixing collar	1	–	1	ZB5AZ1015	0.021/0.046
		–	1	1	ZB5AZ1025	0.021/0.046
		2	–	1	ZB5AZ1035	0.030/0.066
		–	2	1	ZB5AZ1045	0.030/0.066
		1	1	1	ZB5AZ1055	0.030/0.066



ZBE1015



ZB5AZ1015

Control and signaling units

Harmony XB5, plastic

Light blocks - Spring clamp terminal connections, blank legends



ZBVB35



Light blocks

Spring clamp terminal connections ⁽¹⁾

Description	Supply voltage V	Sold in lots of	Unit reference	Weight kg/lb
Universal LED	12 ~ (50 or 60 Hz)	4	ZBVJ15	0.016/0.035
	24 ~ (50 or 60 Hz)	4	ZBVB15	0.016/0.035
	110...120 ~ (50 or 60 Hz)	4	ZBVG15	0.016/0.035
	230...240 ~ (50 or 60 Hz)	4	ZBVM15	0.016/0.035

(1) It is not possible to fit an additional block on the back of these contact or light blocks.

Control and signaling units

Harmony XB5, plastic

Body/contact assemblies for printed circuit board



ZB5AZ009

Body/fixing collar and accessories specifically for printed circuit board mounting (1) Accessories required when using adaptor (socket) ZBZ010

Description	For use with	Sold in lots of	Unit reference	Weight kg/lb
Body/fixing collar	Electrical block (contact or light)	10	ZB5AZ009	0.006/0.013
Fixing collar/pillar	Printed circuit board support (fixing screw ZBZ006 to be ordered separately)	10	ZB5AZ079	0.003/0.007
Fixing screw for printed circuit board	Fixing collar/pillar ZB5AZ079	10	ZBZ006	0.011/0.024



ZB5AZ079 + ZB5AZ009

Adapter (socket) (1)

For use with	Thickness of printed circuit board mm/in.	Sold in lots of	Unit reference	Weight kg/lb
Electrical block (contact or light)	1.6 ± 0.2/0.063 ± 0.008	10	ZBZ010	0.008/0.018
	3.2 ± 0.2/0.126 ± 0.008	10	ZBZ012	0.008/0.018



ZBZ010

Contact functions (1)

Contacts for standard applications

Description	Type of contact	NO	NC	Sold in lots of	Unit reference	Weight kg/lb
Contact blocks	Single	1	–	10	ZBE701	0.011/0.024
		–	1	10	ZBE702	0.011/0.024



ZBE701



ZBE702

Contacts for specific applications

Application	Type of contact	NO	NC	Sold in lots of	Unit reference	Weight kg/lb
Low power switching	Single	1	–	5	ZBE7016	0.012/0.026
		–	1	5	ZBE7026	0.012/0.026

Light blocks (1)

Description	Supply voltage V	Color of LED	Sold in lots of	Unit reference	Weight kg/lb
Integral LED (to combine with heads for integral LED)	24 ~ (50 or 60 Hz)	White	5	ZBVB17	0.004/0.009
		Green	5	ZBVB37	0.004/0.009
		Red	5	ZBVB47	0.004/0.009
		Orange	5	ZBVB57	0.004/0.009
		Blue	5	ZBVB67	0.004/0.009



ZBVB37

Protected LED

(1) For details on support drilling and printed circuit board, refer to the Schneider Electric website, Harmony XB5 page.

Control and signaling units

Harmony XB5, plastic

Body/contact assemblies - Faston connectors





ZBE1023



Contact functions ⁽¹⁾

Faston connectors (6.35 or 2 x 2.8 mm/0.250 or 2 x 0.110 in.)

Contacts for standard applications

Description	Type of contact			Sold in lots of	Unit reference	Weight kg/lb
Contact blocks	Single	1	–	5	ZBE1013	0.011/0.024
		–	1	5	ZBE1023	0.011/0.024
	Double	2	–	5	ZBE2033	0.020/0.044
		1	1	5	ZBE2053	0.020/0.044
	Single with body/fixing collar	1	–	1	ZB5AZ1013 (2)	0.021/0.046
		–	1	1	ZB5AZ1023 (2)	0.021/0.046
		2	–	1	ZB5AZ1033	0.030/0.066
		–	2	1	ZB5AZ1043	0.030/0.066
		1	1	1	ZB5AZ1053	0.030/0.066

Contacts for specific applications

Application	Type of contact	Description			Sold in lots of	Unit reference	Weight kg/lb
Low power switching	Single	Standard	1	–	5	ZBE10163 (2)	0.012/0.026
		Dusty environments ⁽³⁾ (IP 5X, 50 µm dust)	1	–	5	ZBE1016P3 (2)	0.012/0.026
			–	1	5	ZBE1026P3 (2)	0.012/0.026
High power switching	Single	Standard ⁽⁴⁾	–	1	1	ZBE5023	0.021/0.046
			–	2	1	ZBE5043	0.033/0.073



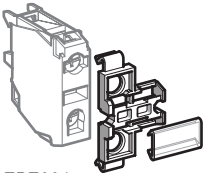
ZBE5043

Clip-on legend holder for electrical blocks with screw clamp terminal connections ⁽⁵⁾

For use with	Sold in lots of	Unit reference	Weight kg/lb
Identification of an XB5A control or signaling unit	10	ZBZ001	0.001/0.002

Sheet of 50 blank legends

Legend holder ZBY001	10	ZBY001	0.023/0.051
----------------------	----	--------	-------------



ZBZ001

- (1) The contact blocks enable variable composition of body/contact assemblies. Maximum number of rows possible: 3. Either 3 rows of 3 single contacts or 1 row of 3 double contacts + 1 row of 3 single contacts (double contacts occupy the first 2 rows).
- (2) To order products with screw clamp terminal connections for lugs, replace the 3 at the end of the reference with a 9. Example: ZBE1013 becomes ZBE1019.
- (3) It is not possible to fit an additional contact block on the back of these contact blocks.
- (4) It is not possible to use these contacts with light blocks.
- (5) This legend holder is not compatible with high power switching contacts.




Control and signaling units

Harmony XB5, plastic

Body/contact assemblies and light blocks with

Universal LED

Complete body/contact assemblies and light blocks ⁽¹⁾
Screw clamp terminal connections (Schneider Electric anti-loosening system)

Light source	Supply voltage V	Type of contact		Reference	Weight kg/lb	
						
Direct supply						
 ZB5AW0B11	24 ~ (50 or 60 Hz)	1	–	ZB5AW0B11	0.032/0.071	
		–	1	ZB5AW0B12	0.032/0.071	
		2	–	ZB5AW0B13	0.042/0.093	
		1	1	ZB5AW0B15	0.042/0.093	
		110...120 ~ (50 or 60 Hz)	1	–	ZB5AW0G11	0.032/0.071
			–	1	ZB5AW0G12	0.032/0.071
	2		–	ZB5AW0G13	0.042/0.093	
	230...240 ~ (50 or 60 Hz)	1	1	ZB5AW0G15	0.042/0.093	
		1	–	ZB5AW0M11	0.032/0.071	
		–	1	ZB5AW0M12	0.032/0.071	
		2	–	ZB5AW0M13	0.042/0.093	
		1	1	ZB5AW0M15	0.042/0.093	



ZB5AW0G13



ZB5AW0M11



ZB5AW0M13

Other versions

Complete bodies with Faston connector terminals (6.35 or 2 x 2.8/0.250 or 2 x 0.110 in.). Please contact our Customer Care Center.

⁽¹⁾ Can be fitted with additional contact blocks, see [page 101](#).

Control and signaling units

Harmony XB5, plastic

Body/light assemblies for pilot lights with Universal LED



ZB5AVJ1



Complete light bodies (fixing collar and light block with Universal LED)			
Screw clamp terminal connections (Schneider Electric anti-loosening system)			
Light source	Supply voltage V	Reference	Weight kg/lb
Universal LED light block	12 \sim (50 or 60 Hz)	ZB5AVJ1	0.022/0.049
	24 \sim (1) (50 or 60 Hz)	ZB5AVB1	0.022/0.049
	24...120 \sim (50 or 60 Hz)	ZB5AVBG1	0.022/0.049
	110...120 \sim (1) (50 or 60 Hz)	ZB5AVG1	0.022/0.049
	230...240 \sim (1) (50 or 60 Hz)	ZB5AVM1	0.022/0.049

(1) Complete bodies with Faston connector terminals (6.35 or 2 x 2.8/0.250 or 2 x 0.110 in.), see [page 107](#).


Control and signaling units

Harmony XB5, plastic

Body/contact assemblies and light blocks with BA 9s base fitting



ZB5AW065



ZB5AW035

Complete body/contact assemblies and light blocks ⁽¹⁾							
For bulb with BA 9s base fitting (incandescent, neon or LED)							
Screw clamp terminal connections (Schneider Electric anti-loosening system)							
Light source	Supply voltage V	Type of contact		Color of light source	Reference	Weight kg/lb	
		NO	NC				
Direct supply							
BA 9s base fitting bulb, 2.4 W max., not included ⁽²⁾	≤ 250	1	–	–	ZB5AW061	0.031/0.068	
		–	1	–	ZB5AW062	0.031/0.068	
		2	–	–	ZB5AW063	0.041/0.090	
		1	1	–	ZB5AW065	0.041/0.090	
Supply via Universal transformer (1.2 VA, 6 V secondary)							
Incandescent BA 9s base fitting bulb, included	110...120 ~ 50 or 60 Hz	1	–	–	ZB5AW031	0.110/0.243	
		1	1	–	ZB5AW035	0.119/0.262	
	230 ~ 50 Hz	1	–	–	ZB5AW041	0.110/0.243	
		1	1	–	ZB5AW045	0.119/0.262	
	220...240 ~ 60 Hz	1	–	–	ZB5AW041	0.110/0.243	
		1	1	–	ZB5AW045	0.119/0.262	
	400 ~ 50 Hz	1	–	–	ZB5AW055	0.119/0.262	
		1	1	–	ZB5AW055	0.119/0.262	
	230 ~ 50 Hz	220...240 ~ 60 Hz	1	1	White	ZB5AW04D15	0.119/0.262
			1	1	Green	ZB5AW04D35	0.119/0.262
1			1	Red	ZB5AW04D45	0.119/0.262	
1			1	Orange	ZB5AW04D55	0.119/0.262	
1			1	Blue	ZB5AW04D65	0.119/0.262	
Other versions	Complete bodies with Universal transformer incorporating Faston connector terminals (6.35 or 2 x 2.8/0.250 or 2 x 0.110 in.). Please contact our Customer Care Center.						

(1) Can be fitted with additional contact blocks, see page 101.

(2) Bulb to be ordered separately, see page 112.


Control and signaling units

Harmony XB5, plastic

Light bodies for pilot lights with BA 9s base fitting



ZB5AV6



ZB5AV3



ZB5AV156

Light blocks

Screw clamp terminal connections (Schneider Electric anti-loosening system)

Description	Supply voltage V	Sold in lots of	Unit reference	Weight kg/lb
Direct supply for BA 9s base fitting bulb, 2.4 W max., not included (1)	≤ 250	5	ZBV6	0.016/0.035

Complete light bodies (fixing collar and light block)

For bulb with BA 9s base fitting (incandescent, neon or LED)

Screw clamp terminal connections (Schneider Electric anti-loosening system)

Light source	Supply voltage V	Color of light source	Reference	Weight kg/lb
Direct supply				
BA 9s base fitting bulb, 2.4 W max, not included (1)	≤ 250	–	ZB5AV6	0.022/0.049

Supply via Universal transformer (1.2 VA, 6 V secondary)

BA 9s base fitting incandescent bulb, included	110...120 ~ - 50 or 60 Hz	–	ZB5AV3	0.099/0.218
	230 ~ - 50 Hz	–	ZB5AV4	0.099/0.218
	220...240 ~ - 60 Hz	–	ZB5AV4	0.099/0.218
	400 ~ - 50 Hz	–	ZB5AV5	0.099/0.218
	440...480 ~ - 60 Hz	–	ZB5AV8	0.099/0.218
	550...600 ~ - 60 Hz	–	ZB5AV9	0.099/0.218
BA 9s base fitting LED, included	400 ~ - 50 or 60 Hz	White	ZB5AV5D1	0.102/0.225
		Green	ZB5AV5D3	0.102/0.225
		Red	ZB5AV5D4	0.102/0.225
		Orange	ZB5AV5D5	0.102/0.225
		Blue	ZB5AV5D6	0.102/0.225

Complete light bodies with 3-terminal “test” function (fixing collar + light block)

For bulb with BA 9s base fitting (incandescent, neon or LED)

Screw clamp terminal connections (Schneider Electric anti-loosening system)

Light source	Supply voltage V	Reference	Weight kg/lb
Direct supply			
BA 9s base fitting bulb, 2.4 W max, not included (1)	≤ 250	ZB5AV156	0.021/0.046

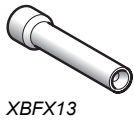
Other versions Complete bodies with Faston connector terminals (6.35 or 2 x 2.8/0.250 or 2 x 0.110 in.), see [page 82](#).

(1) Bulb to be ordered separately, see [page 112](#).

Control and signaling units

Harmony XB5, plastic

Accessories for illuminated pushbuttons: bulbs



Bulbs with BA 9s base fitting and associated accessories

Illuminated pushbuttons						
Description	Characteristics	Color	Sold in lots of	Unit reference	Weight kg/lb	
LEDs	24 V ~	White	1	DL1CJ0241	0.002/0.004	
		Green	1	DL1CJ0243	0.002/0.004	
		Red	1	DL1CJ0244	0.002/0.004	
		Orange	1	DL1CJ0245	0.002/0.004	
		Blue	1	DL1CJ0246	0.002/0.004	
		48 V ~	Green	1	DL1CJ0483	0.002/0.004
	Red		1	DL1CJ0484	0.002/0.004	
	Orange		1	DL1CJ0485	0.002/0.004	
	6 V - 1.2 W		White	1	DL1CD0061	0.002/0.004
			Green	1	DL1CD0063	0.002/0.004
			Red	1	DL1CD0064	0.002/0.004
		Orange	1	DL1CD0065	0.002/0.004	
Incandescent bulbs	6 V - 1.2 W	–	10	DL1CB006	0.002/0.004	
	24 V - 2 W	–	10	DL1CE024	0.002/0.004	
	120...130 V 2.4 W	–	10	DL1CE130	0.002/0.004	
Neon bulbs	120...130 V	–	10	DL1CF110	0.002/0.004	
	230...240 V	–	10	DL1CF220	0.002/0.004	
Bulb extractor	–	–	1	XBFX13	0.005/0.011	
Add-on square trim						
Description	Application	Color	Sold in lots of	Unit reference	Weight kg/lb	
Add-on square trim	Gives a square appearance to ZB5A circular heads	Black	10	ZB5AZ31	0.002/0.004	
		Green	10	ZB5AZ1715626002	0.002/0.004	
		Red	10	ZB5AZ1715626001	0.002/0.004	
		Blue	10	ZB5AZ1715626003	0.002/0.004	
Nut	For fixing ZB5A heads	Green	10	ZB5AZ903	0.002/0.004	
Fixing nut for flush mounted heads	For fixing ZB5FA heads	Green	10	ZB5FAZ901	0.102/0.225	
Bezel tool	For tightening ZB5AZ901 head fixing nut		1	ZB5AZ905	0.016/0.035	
Anti-rotation plate	For ZB5A selector switches and Emergency stop pushbutton heads		10	ZB5AZ902	0.008/0.018	
Anti-rotation plate for flush mounted heads	For ZB5F selector switch heads		10	ZB5FAZ902	0.008/0.018	

Control and signaling units

Harmony XB5, plastic

Accessories for pushbuttons: keys



ZBG455



ZBG455P



ZBGP



ZBDD2

Replacement keys

Description	Key number	Reference	Weight kg/lb
For latching mushroom head pushbuttons and selector switches			
Sets of 2 keys	455	ZBG455	0.013/0.029
	421E	ZBG421E	0.014/0.031
	458A	ZBG458A	0.014/0.031
	520E	ZBG520E	0.014/0.031
	3131A	ZBG3131A	0.014/0.031
	4A185	ZBDA185	0.014/0.031
	8D1	ZBD8D1	0.014/0.031
	Specific key	ZBGK (1)	0.014/0.031

For booted selector switches

Sets of 2 keys, one of which is supplied booted (rubber boot)	455	ZBG455P	–
--	-----	---------	---

Accessory for key switches (2)

Description	Function	Reference	Weight kg/lb
Keyhole cover (rubber boot)	Protection of lock barrel when no key inserted in lock	ZBGP	0.005/0.011

Boot for standard handle

Description	For use with	Sold in lots of	Unit reference	Weight kg/lb
Boot for standard handle	ZB4BD●● and ZB5AD●●	10	ZBDD2	0.005/0.011


(1) Key number to be added when ordering.

(2) Not compatible with products with key TEC10.


Control and signaling units

Harmony XB5, plastic

Legends panel



ZBYLEG304000



ZBYLEG201001



ZBYLEG304001



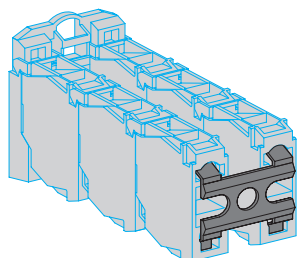
ZBYLEG503001

Legends panel (1)

Template size mm/in.	Unit reference	Weight kg/lb
Unmarked templates		
100 x 100/3.93 x 3.93	ZBYLEG101000	0.010/0.022
200 x 100/7.87 x 3.93	ZBYLEG201000	0.010/0.022
300 x 100/11.81 x 3.93	ZBYLEG301000	0.010/0.022
300 x 200/11.81 x 7.87	ZBYLEG302000	0.030/0.066
300 x 300/11.81 x 11.81	ZBYLEG303000	0.030/0.066
300 x 400/11.81 x 15.74	ZBYLEG304000	0.030/0.066
400 x 100/15.74 x 3.93	ZBYLEG401000	0.010/0.022
400 x 200/15.74 x 7.87	ZBYLEG402000	0.050/0.110
500 x 100/19.68 x 3.93	ZBYLEG501000	0.030/0.066
500 x 200/19.68 x 7.87	ZBYLEG502000	0.050/0.110
500 x 300/19.68 x 11.81	ZBYLEG503000	0.050/0.110
500 x 400/19.68 x 15.74	ZBYLEG504000	0.050/0.110
Marked templates		
100 x 100/3.93 x 3.93	ZBYLEG101001	0.010/0.022
200 x 100/7.87 x 3.93	ZBYLEG201001	0.010/0.022
300 x 100/11.81 x 3.93	ZBYLEG301001	0.010/0.022
300 x 200/11.81 x 7.87	ZBYLEG302001	0.030/0.066
300 x 300/11.81 x 11.81	ZBYLEG303001	0.030/0.066
300 x 400/11.81 x 15.74	ZBYLEG304001	0.030/0.066
400 x 100/15.74 x 3.93	ZBYLEG401001	0.010/0.022
400 x 200/15.74 x 7.87	ZBYLEG402001	0.050/0.110
500 x 100/19.68 x 3.93	ZBYLEG501001	0.030/0.066
500 x 200/19.68 x 7.87	ZBYLEG502001	0.050/0.110
500 x 300/19.68 x 11.81	ZBYLEG503001	0.050/0.110
500 x 400/19.68 x 15.74	ZBYLEG504001	0.050/0.110

(1) To add customized markings on these references using the web customization tool, see [page 5](#)

Other accessories



ZBZ007

Description	For use with	Color	Sold in lots of	Unit reference		Weight kg/lb
				For black bezel	For gray bezel	
Plastic clips	2 or 3 levels of ZBE10● contact blocks in high vibration environment	–	10	ZBZ007	–	0.001/0.002
Dummy contact block	ZBE10● contact blocks and ZBV5B transformer blocks	–	5	ZBE000	–	0.006/0.013
Set of tabs for Faston connection	ZBE10● contact blocks and ZBV● light blocks	–	10	ZBZ003	–	–

D									
DL1CD0061	112	XB5AD912R4K7	64	XB5AP31	31	XB5AW28G5	63	XB5EVG8	60
DL1CD0063	112	XB5AD912R10K	64	XB5AP31C0	31	XB5AW31B5	33	XB5EVM1	60
DL1CD0064	112	XB5AD912R47K	64	XB5AP42	31	XB5AW31B5C0	33	XB5EVM3	60
DL1CD0065	112	XB5AD912R100K	64	XB5AP51	31	XB5AW31G5	33	XB5EVM4	60
DL1CD0066	112	XB5AD912R470K	64	XB5AP51C0	31	XB5AW31G5C0	33	XB5EVM5	60
DL1CE024	112	XB5AG03	56	XB5AP61	31	XB5AW31M5	33	XB5EVM6	60
DL1CE130	112	XB5AG03C0	56	XB5AP61C0	31	XB5AW31M5C0	33	XB5EVM8	60
DL1CF110	112	XB5AG21	56	XB5AS84W3B5	43	XB5AW33B5	33	XB5FA11	79
DL1CF220	112	XB5AG21C0	56	XB5AS84W3B41	43	XB5AW33B5C0	33	XB5FA11C0	79
DL1CJ0241	112	XB5AG33	56	XB5AS8442	41	XB5AW33G5	33	XB5FA21	79
DL1CJ0243	112	XB5AG33C0	56	XB5AS8444	41	XB5AW33G5C0	33	XB5FA21C0	79
DL1CJ0244	112	XB5AG41	56	XB5AS8445	41	XB5AW33M5	33	XB5FA31	79
DL1CJ0245	112	XB5AG41C0	56	XB5AS8446	41	XB5AW33M5C0	33	XB5FA31C0	79
DL1CJ0246	112	XB5AG61	56	XB5AS9442	41	XB5AW34B5	33	XB5FA42	79
DL1CJ0483	112	XB5AG61C0	56	XB5AS9445	41	XB5AW34B5C0	33	XB5FA42C0	79
DL1CJ0484	112	XB5AJ21	55	XB5AS84449	45	XB5AW34G5	33	XB5FA51	79
DL1CJ0485	112	XB5AJ21C0	55	XB5AS84462	41	XB5AW34G5C0	33	XB5FA51C0	79
		XB5AJ33	55	XB5AS86449B4	45	XB5AW34M5	33	XB5FA61	79
		XB5AJ33C0	55	XB5AT842	41	XB5AW34M5C0	33	XB5FA61C0	79
		XB5AJ53	55	XB5AT845	41	XB5AW35B5	33	XB5FA3311	81
		XB5AJ53C0	55	XB5AV5B1	62	XB5AW35B5C0	33	XB5FA3311C0	81
		XB5AK123B5	58	XB5AV5B3	62	XB5AW35G5	33	XB5FA3341	81
		XB5AK123B5C0	58	XB5AV5B4	62	XB5AW35G5C0	33	XB5FA3341C0	81
		XB5AK123G5	58	XB5AV5B5	62	XB5AW35M5	33	XB5FA3351	81
		XB5AK123G5C0	58	XB5AV5B6	62	XB5AW35M5C0	33	XB5FA3351C0	81
		XB5AK123M5	58	XB5AV31	62	XB5AW36B5	33	XB5FA4322	81
		XB5AK123M5C0	58	XB5AV33	62	XB5AW36B5C0	33	XB5FA4322C0	81
		XB5AK124B5	58	XB5AV34	62	XB5AW36G5	33	XB5FD21	87
		XB5AK124B5C0	58	XB5AV35	62	XB5AW36G5C0	33	XB5FD21C0	87
		XB5AK124G5	58	XB5AV41	62	XB5AW36M5	33	XB5FD25	87
		XB5AK124G5C0	58	XB5AV43	62	XB5AW36M5C0	33	XB5FD25C0	87
		XB5AK124M5	58	XB5AV44	62	XB5AW3165	36	XB5FD33	87
		XB5AK124M5C0	58	XB5AV45	62	XB5AW3365	36	XB5FD33C0	87
		XB5AK125B5	58	XB5AV61	62	XB5AW3465	36	XB5FD41	87
		XB5AK125B5C0	58	XB5AV63	62	XB5AW3565	36	XB5FD41C0	87
		XB5AK125G5	58	XB5AV64	62	XB5AW73731B5	37	XB5FD53	87
		XB5AK125G5C0	58	XB5AV65	62	XB5AW73731G5	37	XB5FD53C0	87
		XB5AK125M5	58	XB5AVB1	60	XB5AW73731M5	37	XB5FG03	89
		XB5AK125M5C0	58	XB5AVB3	60	XB5DSB	65	XB5FG03C0	89
		XB5AK133B5	58	XB5AVB4	60	XB5DSG	65	XB5FG21	89
		XB5AK133B5C0	58	XB5AVB5	60	XB5DSM	65	XB5FG21C0	89
		XB5AK133G5	58	XB5AVB6	60	XB5DT1S	66	XB5FG33	89
		XB5AK133G5C0	58	XB5AVG1	60	XB5DTB22	65	XB5FG33C0	89
		XB5AK133M5	58	XB5AVG3	60	XB5DTB23	65	XB5FG41	89
		XB5AK133M5C0	58	XB5AVG4	60	XB5DTB24	65	XB5FG41C0	89
		XB5AK134B5	58	XB5AVG5	60	XB5DTB25	65	XB5FG61	89
		XB5AK134B5C0	58	XB5AVG6	60	XB5DTGM2	65	XB5FG61C0	89
		XB5AK134G5	58	XB5AVM1	60	XB5DTGM3	65	XB5FJ21	88
		XB5AK134G5C0	58	XB5AVM3	60	XB5DTGM4	65	XB5FJ21C0	88
		XB5AK134M5	58	XB5AVM4	60	XB5DTGM5	65	XB5FJ33	88
		XB5AK134M5C0	58	XB5AVM5	60	XB5EV57K4	63	XB5FJ33C0	88
		XB5AK135B5	58	XB5AVM6	60	XB5EV57L4	63	XB5FJ53	88
		XB5AK135B5C0	58	XB5AW21B5	63	XB5EVB1	60	XB5FJ53C0	88
		XB5AK135G5	58	XB5AW21G5	63	XB5EVB3	60	XB5FK123B5	91
		XB5AK135G5C0	58	XB5AW23B5	63	XB5EVB4	60	XB5FK123B5C0	91
		XB5AK135M5	58	XB5AW23G5	63	XB5EVB5	60	XB5FK123G5	91
		XB5AK135M5C0	58	XB5AW24B5	63	XB5EVB6	60	XB5FK123G5C0	91
		XB5AL42	30	XB5AW24G5	63	XB5EVB8	60	XB5FK123M5	91
		XB5AL42C0	30	XB5AW25B5	63	XB5EVG1	60	XB5FK123M5C0	91
		XB5AL73415	37	XB5AW25G5	63	XB5EVG3	60	XB5FK124B5	91
		XB5AL84101	64	XB5AW26B5	63	XB5EVG4	60	XB5FK124B5C0	91
		XB5AP21	31	XB5AW26G5	63	XB5EVG5	60	XB5FK124G5	91
		XB5AP21C0	31	XB5AW28B5	63	XB5EVG6	60	XB5FK124M5	91

XB5FK124M5C0	91	XB5FW34B5C0	82	ZB5AA8	29	ZB5AA7213	37	ZB5AG2	56
XB5FK125B5	91	XB5FW34G5	82	ZB5AA8C0	29	ZB5AA7340	37	ZB5AG02	56
XB5FK125B5C0	91	XB5FW34G5C0	82	ZB5AA9	29	ZB5AA7341	37	ZB5AG2C0	56
XB5FK125G5	91	XB5FW34M5	82	ZB5AA16	30	ZB5AA71123	38	ZB5AG2D	57
XB5FK125M5	91	XB5FW34M5C0	82	ZB5AA16C0	30	ZB5AA71124	38	ZB5AG02D	57
XB5FK125M5C0	91	XB5FW35B5	82	ZB5AA18	29	ZB5AA72124	38	ZB5AG2DC0	57
XB5FK133B5	91	XB5FW35B5C0	82		34	ZB5AA73134	38	ZB5AG3	56
XB5FK133B5C0	91	XB5FW35G5	82	ZB5AA18C0	29	ZB5AC2	39	ZB5AG3C0	56
XB5FK133G5	91	XB5FW35G5C0	82		34	ZB5AC3	39	ZB5AG3D	57
XB5FK133M5	91	XB5FW35M5	82	ZB5AA26	30	ZB5AC4	39	ZB5AG03D	57
XB5FK133M5C0	91	XB5FW35M5C0	82	ZB5AA26C0	30	ZB5AC5	39	ZB5AG4	56
XB5FK134B5	91	XB5FW36B5	82	ZB5AA36	30	ZB5AC6	39	ZB5AG4C0	56
XB5FK134G5	91	XB5FW36B5C0	82	ZB5AA36C0	30	ZB5AC24	39	ZB5AG4D	57
XB5FK134M5	91	XB5FW36G5	82	ZB5AA38	29	ZB5AC34	39	ZB5AG4DC0	57
XB5FK135B5	91	XB5FW36G5C0	82	ZB5AA38C0	29	ZB5AC44	39	ZB5AG5	56
XB5FK135G5	91	XB5FW36M5	82		34	ZB5AC54	39	ZB5AG05	56
XB5FK135M5	91	XB5FW36M5C0	82	ZB5AA46	30	ZB5AC64	39	ZB5AG05C0	56
XB5FL42	80	XB5KS2B4	65	ZB5AA46C0	30	ZB5AC180	51	ZB5AG6	56
XB5FL42C0	80	XB5KS2B8	65	ZB5AA48	29	ZB5AC280	51	ZB5AG6C0	56
XB5FL4322	81	XB5KS2G4	65		34	ZB5AC380	51	ZB5AG6D	57
XB5FVB1	92	XB5KS2G8	65	ZB5AA48C0	29	ZB5AC480	51	ZB5AG7	56
XB5FVB1C0	92	XB5KS2M4	65		34	ZB5AC580	51	ZB5AG7C0	56
XB5FVB3	92	XB5KS2M8	65	ZB5AA56	30	ZB5AC680	51	ZB5AG07D	57
XB5FVB3C0	92	XB5KSB	65	ZB5AA58	29	ZB5AC28001	51	ZB5AG7D	57
XB5FVB4	92	XB5KSG	65		34	ZB5AC38023	51	ZB5AG8	56
XB5FVB4C0	92	XB5KSM	65	ZB5AA58C0	29	ZB5AC48021	51	ZB5AG08	56
XB5FVB5	92	XB5PRJ45	66		34	ZB5AD2	54	ZB5AG08C0	56
XB5FVB5C0	92	XB5PUSB3	66	ZB5AA66	30	ZB5AD2C0	54	ZB5AG9	56
XB5FVB6	92	XBFX13	112	ZB5AA66C0	30	ZB5AD3	54	ZB5AG09	56
XB5FVB6C0	92	XBH1AA0G4	66	ZB5AA68	29	ZB5AD3C0	54	ZB5AG9C0	56
XB5FVG1	92	XBH1AA0R4	66	ZB5AA68C0	29	ZB5AD4	54	ZB5AH01	52
XB5FVG1C0	92	XD5PA12	67		34	ZB5AD4C0	54	ZB5AH1	52
XB5FVG3	92	XD5PA14	67	ZB5AA79	37	ZB5AD5	54	ZB5AH01C0	52
XB5FVG3C0	92	XD5PA22	67	ZB5AA88	34	ZB5AD5C0	54	ZB5AH1C0	52
XB5FVG4	92	XD5PA24	67	ZB5AA88C0	34	ZB5AD7	54	ZB5AH02	52
XB5FVG4C0	92			ZB5AA98	29	ZB5AD7C0	54	ZB5AH2	52
XB5FVG5	92				34	ZB5AD8	54	ZB5AH02C0	52
XB5FVG5C0	92	Z		ZB5AA131	32	ZB5AD8C0	54	ZB5AH2C0	52
XB5FVG6	92	ZB2BE101	101	ZB5AA131C0	32	ZB5AD28	57	ZB5AH03	52
XB5FVG6C0	92	ZB2BE102	101	ZB5AA145	32	ZB5AD28C0	57	ZB5AH3	52
XB5FVM1	92	ZB4BZ007	77	ZB5AA232	32	ZB5AD29C0	57	ZB5AH03C0	52
XB5FVM1C0	92	ZB4BZ62	49	ZB5AA234	32	ZB5AD29C0	57	ZB5AH3C0	52
XB5FVM3	92	ZB4BZ64	49	ZB5AA245	32	ZB5AD39	57	ZB5AH04	52
XB5FVM3C0	92	ZB4BZ65	49	ZB5AA331	32	ZB5AD39C0	57	ZB5AH4	52
XB5FVM4	92	ZB4BZ66	49	ZB5AA333	32	ZB5AD48C0	57	ZB5AH04C0	52
XB5FVM4C0	92	ZB4BZ0077	77	ZB5AA333C0	32	ZB5AD49C0	57	ZB5AH4C0	52
XB5FVM5	92	ZB4BZ1905	49	ZB5AA334	32	ZB5AD59	57	ZB5AH05	52
XB5FVM5C0	92	ZB4BZ2005	49	ZB5AA334C0	32	ZB5AD59C0	57	ZB5AH5	52
XB5FVM6	92	ZB4BZ2105	49	ZB5AA335	32	ZB5AD79C0	57	ZB5AH05C0	52
XB5FVM6C0	92	ZB4FBZ007	95	ZB5AA335C0	32	ZB5AD89C0	57	ZB5AH5C0	52
XB5FW31B5	82	ZB4FBZ014	95	ZB5AA336	32	ZB5AD912	64	ZB5AH06	52
XB5FW31B5C0	82	ZB5AA0	29	ZB5AA341	32	ZB5AD922	64	ZB5AH6	52
XB5FW31G5	82	ZB5AA1	29	ZB5AA342	32	ZB5AD2801	57	ZB5AH06C0	52
XB5FW31G5C0	82	ZB5AA1C0	29	ZB5AA343	32	ZB5AD2801C0	57	ZB5AH6C0	52
XB5FW31M5	82	ZB5AA2	29	ZB5AA344	32	ZB5AD2804	57	ZB5AH013	52
XB5FW31M5C0	82	ZB5AA2C0	29	ZB5AA432	32	ZB5AD2804C0	57	ZB5AH13	52
XB5FW33B5	82	ZB5AA3	29	ZB5AA433	32	ZB5AD2806C0	57	ZB5AH013C0	52
XB5FW33B5C0	82	ZB5AA3C0	29	ZB5AA434	32	ZB5AF	53	ZB5AH13C0	52
XB5FW33G5	82	ZB5AA4	29	ZB5AA434C0	32	ZB5AF351	53	ZB5AH033	52
XB5FW33G5C0	82	ZB5AA4C0	29	ZB5AA435	32	ZB5AG0	56	ZB5AH33	52
XB5FW33M5	82	ZB5AA5	29	ZB5AA435C0	32	ZB5AG0C0	56	ZB5AH033C0	52
XB5FW33M5C0	82	ZB5AA5C0	29	ZB5AA791	38	ZB5AG0D	57	ZB5AH33C0	52
XB5FW33M5C0	82	ZB5AA6	29	ZB5AA7120	37	ZB5AG1	56	ZB5AH043	52
XB5FW34B5	82	ZB5AA6C0	29	ZB5AA7121	37				

ZB5AH43	52	ZB5AK1513	59	ZB5AP4S	31	ZB5AV5D1	111	ZB5AW11	36
ZB5AH043C0	52	ZB5AK1513C0	59		70	ZB5AV5D3	111	ZB5AW13	36
ZB5AH43C0	52	ZB5AK1533	59	ZB5AP5	31	ZB5AV5D4	111	ZB5AW14	36
ZB5AH053	52	ZB5AK1533C0	59	ZB5AP5S	31	ZB5AV5D5	111	ZB5AW15	36
ZB5AH53	52				70	ZB5AV5D6	111	ZB5AW16	36
ZB5AH053C0	52	ZB5AK1543	59	ZB5AP6	31	ZB5AV05S	62	ZB5AW17	36
ZB5AH53C0	52	ZB5AK1543C0	59	ZB5AP6S	31	ZB5AV06	62	ZB5AW31	36
ZB5AH063	52	ZB5AK1553	59		70	ZB5AV6	111	ZB5AW031	110
ZB5AH63	52	ZB5AK1553C0	59	ZB5AP18	31	ZB5AV06S	62	ZB5AW33	36
ZB5AH063C0	52	ZB5AK1563	59	ZB5AP38	31	ZB5AV07	62	ZB5AW34	36
ZB5AH63C0	52	ZB5AK1563C0	59	ZB5AP48	31	ZB5AV07S	62	ZB5AW35	36
ZB5AH083	52	ZB5AK1583	59	ZB5AP58	31	ZB5AV8	111	ZB5AW035	110
ZB5AH83	52	ZB5AK1583C0	59	ZB5AP68	31	ZB5AV9	111	ZB5AW36	36
ZB5AH083C0	52	ZB5AK1713	59	ZB5AP183	31	ZB5AV013	61	ZB5AW37	36
ZB5AH83C0	52	ZB5AK1713C0	59	ZB5AP383	31	ZB5AV013E	61	ZB5AW041	110
ZB5AJ2	55	ZB5AK1733	59	ZB5AP483	31	ZB5AV013S	61	ZB5AW045	110
ZB5AJ2C0	55	ZB5AK1733C0	59	ZB5AP583	31	ZB5AV033	61	ZB5AW055	110
ZB5AJ3	55	ZB5AK1743	59	ZB5AP683	31	ZB5AV033E	61	ZB5AW061	110
ZB5AJ3C0	55	ZB5AK1743C0	59	ZB5AR2	39	ZB5AV033S	61	ZB5AW062	110
ZB5AJ4	55	ZB5AK1753	59	ZB5AR3	39	ZB5AV043	61	ZB5AW063	110
ZB5AJ4C0	55	ZB5AK1753C0	59	ZB5AR4	39	ZB5AV043E	61	ZB5AW065	110
ZB5AJ5	55	ZB5AK1763	59	ZB5AR5	39	ZB5AV043S	61	ZB5AW113	35
ZB5AJ5C0	55	ZB5AK1763C0	59	ZB5AR6	39	ZB5AV053	61	ZB5AW113C0	35
ZB5AJ7	55	ZB5AK1783	59	ZB5AS12	40	ZB5AV053E	61	ZB5AW133	35
ZB5AJ7C0	55	ZB5AK1783C0	59	ZB5AS42	40	ZB5AV053S	61	ZB5AW133C0	35
ZB5AJ8	55	ZB5AK1813	59	ZB5AS52	40	ZB5AV063	61	ZB5AW143	35
ZB5AJ8C0	55	ZB5AK1813C0	59	ZB5AS55	40	ZB5AV063E	61	ZB5AW143C0	35
ZB5AK1213	59	ZB5AK1833	59	ZB5AS62	40	ZB5AV063S	61	ZB5AW153	35
ZB5AK1213C0	59	ZB5AK1833C0	59	ZB5AS72	40	ZB5AV083	61	ZB5AW153C0	35
ZB5AK1233	59	ZB5AK1843	59	ZB5AS84W00	43	ZB5AV083E	61	ZB5AW163	35
ZB5AK1233C0	59	ZB5AK1843C0	59	ZB5AS84W2B	43	ZB5AV083S	61	ZB5AW163C0	35
ZB5AK1243	59	ZB5AK1853	59	ZB5AS84W2G	43	ZB5AV156	111	ZB5AW183	35
ZB5AK1243C0	59	ZB5AK1853C0	59	ZB5AS84W2M	43	ZB5AVB1	109	ZB5AW183C0	35
ZB5AK1253	59	ZB5AK1863	59	ZB5AS84W3B	43	ZB5AVBG1	109	ZB5AW313	34
ZB5AK1253C0	59	ZB5AK1863C0	59	ZB5AS834	41	ZB5AVG1	109	ZB5AW313C0	34
ZB5AK1263	59	ZB5AK1883	59	ZB5AS842Y	50	ZB5AVJ1	109	ZB5AW313S	34
ZB5AK1263C0	59	ZB5AK1883C0	59	ZB5AS844	41	ZB5AVM1	109	ZB5AW313SC0	34
ZB5AK1283	59	ZB5AL1	30	ZB5AS934	41	ZB5AW0B11	108	ZB5AW333	34
ZB5AK1283C0	59	ZB5AL1C0	30	ZB5AS944	41	ZB5AW0B12	108	ZB5AW333C0	34
ZB5AK1313	59	ZB5AL2	30	ZB5AS944D	41	ZB5AW0B13	108	ZB5AW333S	34
ZB5AK1313C0	59	ZB5AL2C0	30	ZB5AS964	41	ZB5AW0B15	108	ZB5AW333SC0	34
ZB5AK1333	59	ZB5AL3	30	ZB5AT2	40	ZB5AW0G11	108	ZB5AW343	34
ZB5AK1333C0	59	ZB5AL3C0	30	ZB5AT24	40	ZB5AW0G12	108	ZB5AW343C0	34
ZB5AK1343	59	ZB5AL4	30	ZB5AT84	41	ZB5AW0G13	108	ZB5AW343S	34
ZB5AK1343C0	59	ZB5AL4C0	30	ZB5AT844	41	ZB5AW0G15	108	ZB5AW343SC0	34
ZB5AK1353	59	ZB5AL5	30	ZB5AT8643M	44	ZB5AW0M11	108	ZB5AW353	34
ZB5AK1353C0	59	ZB5AL5C0	30	ZB5AT8643M130	44	ZB5AW0M12	108	ZB5AW353C0	34
ZB5AK1363	59	ZB5AL6	30	ZB5AT8643M140	44	ZB5AW0M13	108	ZB5AW353S	34
ZB5AK1363C0	59	ZB5AL6C0	30	ZB5AT8643M230	44	ZB5AW0M15	108	ZB5AW353SC0	34
ZB5AK1383	59	ZB5AL232	32	ZB5AT8643M330	44	ZB5AW04D15	110	ZB5AW363	34
ZB5AK1383C0	59	ZB5AL432	32	ZB5AT8643M430	44	ZB5AW04D35	110	ZB5AW363C0	34
ZB5AK1413	59	ZB5AL432C0	32	ZB5AT8643M630	44	ZB5AW04D45	110	ZB5AW363S	34
ZB5AK1413C0	59	ZB5AL434	32	ZB5AV01	62	ZB5AW04D55	110	ZB5AW363SC0	34
ZB5AK1433	59	ZB5AL7340	37	ZB5AV01S	62	ZB5AW04D65	110	ZB5AW383	34
ZB5AK1433C0	59	ZB5AL7341	37	ZB5AV003	61	ZB5AW7A9	37	ZB5AW383C0	34
ZB5AK1443	59	ZB5AP1	31	ZB5AV03	62	ZB5AW7A1715	37	ZB5AW383S	34
ZB5AK1443C0	59	ZB5AP1S	31	ZB5AV3	111	ZB5AW7A1720	37	ZB5AW383SC0	34
ZB5AK1453	59		70	ZB5AV01	62	ZB5AW7A1721	37	ZB5AW513	34
ZB5AK1453C0	59	ZB5AP2	31	ZB5AV03S	62	ZB5AW7A1724	37	ZB5AW513C0	34
ZB5AK1463	59	ZB5AP2S	31	ZB5AV04	62	ZB5AW7A3740	37	ZB5AW533	34
ZB5AK1463C0	59		70	ZB5AV4	111	ZB5AW7A3741	37	ZB5AW533C0	34
ZB5AK1483	59	ZB5AP3	31	ZB5AV04S	62	ZB5AW7L3740	37	ZB5AW543	34
ZB5AK1483C0	59	ZB5AP3S	31	ZB5AV05	62	ZB5AW7L3741	37	ZB5AW543C0	34
		ZB5AP4	31	ZB5AV5	111				

ZB5AW553	34	ZB5FA3C0	79	ZB5FA344	81	ZB5FG07D	90	ZB5FJ3C0	88
ZB5AW553C0	34	ZB5FA3M33	79	ZB5FA432	81	ZB5FG8	89	ZB5FJ4	88
ZB5AW563	34	ZB5FA4	79	ZB5FA432C0	81	ZB5FG08	89	ZB5FJ4C0	88
ZB5AW563C0	34	ZB5FA4C0	79	ZB5FA433	81	ZB5FG08C0	89	ZB5FJ5	88
ZB5AW583	34	ZB5FA5	79	ZB5FA434	81	ZB5FG8D	90	ZB5FJ5C0	88
ZB5AW583C0	34	ZB5FA5C0	79	ZB5FA434C0	81	ZB5FG08D	90	ZB5FJ7	88
ZB5AW713	40	ZB5FA6	79	ZB5FA435	81	ZB5FG9	89	ZB5FJ7C0	88
ZB5AW733	40	ZB5FA6C0	79	ZB5FAZ901	112	ZB5FG09	89	ZB5FJ8	88
ZB5AW743	44	ZB5FA8	79	ZB5FAZ902	112	ZB5FG9D	90	ZB5FJ8C0	88
ZB5AW753	40	ZB5FA8C0	79	ZB5FD2	87	ZB5FG09D	90	ZB5FL1	80
ZB5AW763	40	ZB5FA9	79	ZB5FD2C0	87	ZB5FH0	85	ZB5FL2	80
ZB5AW913	34	ZB5FA9C0	79	ZB5FD2M178	87	ZB5FH0C0	85	ZB5FL2C0	80
ZB5AW933	34	ZB5FA16	79	ZB5FD3	87	ZB5FH01	85	ZB5FL3	80
ZB5AW943	34	ZB5FA16C0	79	ZB5FD3C0	87	ZB5FH1	85	ZB5FL3C0	80
ZB5AW953	34	ZB5FA18	79	ZB5FD4	87	ZB5FH01C0	85	ZB5FL4	80
ZB5AW963	34		83	ZB5FD4C0	87	ZB5FH1C0	85	ZB5FL4C0	80
ZB5AW983	34	ZB5FA18C0	79	ZB5FD5	87	ZB5FH02	85	ZB5FL4M34	80
ZB5AX2	40		83	ZB5FD5C0	87	ZB5FH2	85	ZB5FL5	80
ZB5AX84	41	ZB5FA26	79	ZB5FD7	87	ZB5FH02C0	85	ZB5FL5C0	80
ZB5AZ009	101	ZB5FA26C0	79	ZB5FD7C0	87	ZB5FH2C0	85	ZB5FL6	80
	106	ZB5FA36	79	ZB5FD8	87	ZB5FH03	85	ZB5FL6C0	80
ZB5AZ009	104	ZB5FA36C0	79	ZB5FD8C0	87	ZB5FH3	85	ZB5FL232	81
ZB5AZ021	77	ZB5FA38	79	ZB5FD29	90	ZB5FH03C0	85	ZB5FL234	81
ZB5AZ022	77		83	ZB5FD29C0	90	ZB5FH3C0	85	ZB5FL235	81
ZB5AZ023	77	ZB5FA38C0	79	ZB5FD39	90	ZB5FH04	85	ZB5FL432	81
ZB5AZ024	77		83	ZB5FD39C0	90	ZB5FH4	85	ZB5FL432C0	81
ZB5AZ025	77	ZB5FA46	79	ZB5FD39C0	90	ZB5FH4C0	85	ZB5FL433	81
ZB5AZ026	77	ZB5FA46C0	79	ZB5FD49	90	ZB5FH04C0	85	ZB5FL434	81
ZB5AZ31	112	ZB5FA48	79	ZB5FD49C0	90	ZB5FH4C0	85	ZB5FL435	81
ZB5AZ079	106		83	ZB5FD59	90	ZB5FH05	85	ZB5FSZ3	95
ZB5AZ101	101	ZB5FA48C0	79	ZB5FD59C0	90	ZB5FH5	85	ZB5FV013	93
ZB5AZ102	101		83	ZB5FD79	90	ZB5FH05C0	85	ZB5FV013C0	93
ZB5AZ103	56	ZB5FA56	79	ZB5FD79C0	90	ZB5FH5C0	85	ZB5FV033	93
	101	ZB5FA56C0	79	ZB5FD89	90	ZB5FH06	85	ZB5FV033C0	93
ZB5AG3C0	56	ZB5FA58	79	ZB5FD89C0	90	ZB5FH6	85	ZB5FV043	93
ZB5AZ104	101		83	ZB5FD9C0	90	ZB5FH06C0	85	ZB5FV043C0	93
ZB5AZ105	101	ZB5FA58C0	79	ZB5FG0	89	ZB5FH6C0	85	ZB5FV053	93
ZB5AZ106	101		83	ZB5FG0C0	89	ZB5FH013	86	ZB5FV053C0	93
ZB5AZ107	101	ZB5FA66	79	ZB5FG0D	90	ZB5FH13	86	ZB5FV063	93
ZB5AZ141	101	ZB5FA66C0	79	ZB5FG1	89	ZB5FH013C0	86	ZB5FV063C0	93
ZB5AZ141	101	ZB5FA68	79	ZB5FG1D	90	ZB5FH13C0	86	ZB5FV083	93
ZB5AZ902	112		83	ZB5FG02	89	ZB5FH033	86	ZB5FV083C0	93
ZB5AZ903	112	ZB5FA131	81	ZB5FG2	89	ZB5FH33	86	ZB5FW113	84
ZB5AZ905	112	ZB5FA133	81	ZB5FG2C0	89	ZB5FH033C0	86	ZB5FW113C0	84
ZB5AZ1013	107	ZB5FA136	81	ZB5FG2D	90	ZB5FH33C0	86	ZB5FW133	84
ZB5AZ1015	104	ZB5FA141	81	ZB5FG02D	90	ZB5FH043	86	ZB5FW133C0	84
ZB5AZ1023	107	ZB5FA142	81	ZB5FG3	89	ZB5FH43	86	ZB5FW143	84
ZB5AZ1025	104	ZB5FA145	81	ZB5FG3D	90	ZB5FH043C0	86	ZB5FW143C0	84
ZB5AZ1033	107	ZB5FA145	81	ZB5FG03D	90	ZB5FH053	86	ZB5FW153	84
ZB5AZ1035	104	ZB5FA232	81	ZB5FG4	89	ZB5FH053C0	86	ZB5FW153C0	84
ZB5AZ1043	107	ZB5FA233	81	ZB5FG4C0	89	ZB5FH53	86	ZB5FW163	84
ZB5AZ1045	104	ZB5FA234	81	ZB5FG4D	90	ZB5FH053C0	86	ZB5FW163C0	84
ZB5AZ1045	104	ZB5FA235	81	ZB5FG04D	90	ZB5FH53C0	86	ZB5FW183	84
ZB5AZ1053	107	ZB5FA245	81	ZB5FG5	89	ZB5FH063	86	ZB5FW183C0	84
ZB5AZ1055	104	ZB5FA331	81	ZB5FG05	89	ZB5FH63	86	ZB5FW313	83
ZB5AZ1715626001	112	ZB5FA331C0	81	ZB5FG05C0	89	ZB5FH063C0	86	ZB5FW313C0	83
ZB5AZ1715626002	112	ZB5FA333	81	ZB5FG5D	90	ZB5FH63C0	86	ZB5FW333	83
ZB5AZ1715626003	112	ZB5FA334	81	ZB5FG05D	90	ZB5FH083	86	ZB5FW333C0	83
ZB5FA0	79	ZB5FA334C0	81	ZB5FG6	89	ZB5FH83	86	ZB5FW343	83
ZB5FA0C0	79	ZB5FA335	81	ZB5FG6C0	89	ZB5FH083C0	86	ZB5FW343C0	83
ZB5FA1	79	ZB5FA335C0	81	ZB5FG6D	90	ZB5FH83C0	86	ZB5FW353	83
ZB5FA1C0	79	ZB5FA336	81	ZB5FG06D	90	ZB5FJ2	88	ZB5FW353C0	83
ZB5FA2	79	ZB5FA341	81	ZB5FG7	89	ZB5FJ2C0	88	ZB5FW363	83
ZB5FA2C0	79	ZB5FA342	81	ZB5FG7C0	89	ZB5FJ3	88		
ZB5FA3	79	ZB5FA343	81	ZB5FG7D	90				

ZB5FW363C0	83	ZBAF9	68	ZBE5023	107	ZBVM1	102	ZBY2113	71
ZB5FW383	83	ZBAF131	94	ZBE5043	107	ZBVJ1	102	ZBY2114	71
ZB5FW383C0	83	ZBAF133	94	ZBE7016	106	ZBVJ15	105	ZBY2123	71
ZB5FW913	83	ZBAF136	94	ZBE7026	106	ZBVM1	102	ZBY2126	71
ZB5FW933	83	ZBAF137	94	ZBE10163	107	ZBVM15	105	ZBY02126	75
ZB5FW943	83	ZBAF138	94	ZBG421E	113	ZBY001	101		98
ZB5FW953	83	ZBAF141	94	ZBG455	113	ZBY001	107	ZBY2130	71
ZB5FW963	83	ZBAF142	94	ZBG455P	113	ZBY2H101	71	ZBY2134	71
ZB5FW983	83	ZBAF145	94	ZBG458A	113	ZBY4H101	71	ZBY2135	71
ZB5SKR01	66	ZBAF232	94	ZBG520E	113	ZBY6H101	74	ZBY2147	71
ZB5SKT01	66	ZBAF233	94	ZBG3131A	113	ZBY6H102	74	ZBY2164	71
ZB5SZ3	77	ZBAF234	94	ZBGK	113	ZBY8L140	43	ZBY2166	71
ZB5SZ3C0	77	ZBAF235	94	ZBGP	113	ZBY8L330	43	ZBY2166C0	71
ZB5SZ5	77	ZBAF245	94	ZBP0	70	ZBY9W2B101	42	ZBY2178	71
ZBA1	68	ZBAF331	94	ZBP0A	70	ZBY9W2B130	42	ZBY02178	75
ZBA2	68	ZBAF333	94	ZBP012	70	ZBY9W2B140	42		98
ZBA3	68	ZBAF334	94	ZBP013	70	ZBY9W2B230	42	ZBY2178C0	71
ZBA4	68	ZBAF335	94	ZBP014	70	ZBY9W2B330	42	ZBY2179	71
ZBA5	68	ZBAF336	94	ZBP015	70	ZBY9W2B430	42	ZBY2185	71
ZBA6	68	ZBAF337	94	ZBP016	70	ZBY9W2B501	42	ZBY02185	75
ZBA71	38	ZBAF338	94	ZBP017	70	ZBY9W2B630	42		98
ZBA72	38	ZBAF341	94	ZBPA	70	ZBY9W2G101	42	ZBY2186	71
ZBA73	38	ZBAF342	94	ZBSP1	77	ZBY9W2G130	42	ZBY2186C0	71
ZBA74	38	ZBAF343	94	ZBSP2	77	ZBY9W2G140	42	ZBY2303	72
ZBA75	38	ZBAF344	94	ZBSP3	77	ZBY9W2G230	42	ZBY2303C0	72
ZBA76	38	ZBAF432	94	ZBV5B	103	ZBY9W2G330	42	ZBY2304	71
ZBA131	69	ZBAF433	94	ZBV6	111	ZBY9W2G430	42	ZBY02304	75
ZBA145	69	ZBAF434	94	ZBV011	70	ZBY9W2G630	42		98
ZBA232	69	ZBAF435	94	ZBV013	70	ZBY9W2M101	42	ZBY2304C0	71
ZBA234	69	ZBAF639	94	ZBV014	70	ZBY9W2M130	42	ZBY2305	72
ZBA245	69	ZBAF2934	94	ZBV015	70	ZBY9W2M140	42	ZBY2306	72
ZBA331	69	ZBAF2935	94	ZBV016	70	ZBY9W2M230	42	ZBY2311	72
ZBA333	69	ZBD8D1	113	ZBV017	70	ZBY9W2M330	42	ZBY2312	72
ZBA334	69	ZBDA185	113	ZBV18B1	103	ZBY9W2M430	42	ZBY2313	72
ZBA335	69	ZBDD2	113	ZBV18B3	103	ZBY9W2M630	42	ZBY2314	72
ZBA336	69	ZBE000	115	ZBV18B4	103	ZBY9W3B101	42	ZBY2322	72
ZBA343	69	ZBE101	101	ZBV18B5	103	ZBY9W3B130	42	ZBY2323	72
ZBA344	69	ZBE102	101	ZBV18B6	103	ZBY9W3B140	42	ZBY2326	72
ZBA346	69	ZBE201	101	ZBV18G1	103	ZBY9W3B230	42	ZBY2330	72
ZBA432	69	ZBE202	101	ZBV18G3	103	ZBY9W3B330	42	ZBY2334	72
ZBA434	69	ZBE203	101	ZBV18G4	103	ZBY9W3B430	42	ZBY2364	72
ZBA435	69	ZBE204	101	ZBV18G5	103	ZBY9W3B501	42	ZBY2366	72
ZBA639	69	ZBE205	101	ZBV18G6	103	ZBY9W3B630	42	ZBY2367	72
ZBA708	38	ZBE302	101	ZBV18M1	103	ZBY9W101	42	ZBY2367C0	72
ZBA709	38	ZBE501	101	ZBV18M3	103	ZBY0101	75	ZBY2385	72
ZBA710	38	ZBE502	101	ZBV18M4	103		98	ZBY4100	75
ZBA2934	69	ZBE503	101	ZBV18M5	103	ZBY0102	75		98
ZBA2935	69	ZBE504	101	ZBV18M6	103		98	ZBY4101	71
ZBA7131	38	ZBE505	101	ZBV0113	70	ZBY0123	71	ZBY4101C0	71
ZBA7134	38	ZBE701	106	ZBV0133	70	ZBY1101	76	ZBY5100	74
ZBA7138	38	ZBE702	106	ZBV0143	70		98	ZBY5101	74
ZBA7232	38	ZBE1013	107	ZBV0153	70	ZBY1147	76	ZBY5102	74
ZBA7235	38	ZBE1015	104	ZBV0163	70		98	ZBY6101	74
ZBA7237	38	ZBE1016	101	ZBVB1	102	ZBY2101	71	ZBY6101C0	74
ZBA7331	38	ZBE1016P	101	ZBVB15	105	ZBY2101C0	71	ZBY6102	74
ZBA7335	38	ZBE1016P3	107	ZBVB17	106	ZBY2103	71	ZBY6102C0	74
ZBA7432	38	ZBE1023	107	ZBVB37	106	ZBY02103	75	ZBY8101	44
ZBAF1	68	ZBE1025	104	ZBVB47	106		98	ZBY8130	46
ZBAF2	68	ZBE1026	101	ZBVB57	106	ZBY2103C0	71	ZBY8160	44
ZBAF3	68	ZBE1026P	101	ZBVB67	106	ZBY2104	71	ZBY8230	46
ZBAF4	68	ZBE1026P3	107	ZBVBG1	102	ZBY2104C0	71	ZBY8330	46
ZBAF5	68	ZBE2033	107	ZBVG1	102	ZBY2107	71	ZBY8430	46
ZBAF6	68	ZBE2053	107	ZBVG15	105	ZBY2108	71	ZBY8630	46
						ZBY2111	71	ZBY9101	44

ZBY9101M	48	ZBYFP2178	97	ZBYP2367C0	73
ZBY9120	43	ZBYFP2178C0	97	ZBYP6101	74
	46	ZBYFP2186	97	ZBYP6101C0	74
ZBY9121	43	ZBYFP2186C0	97	ZBZ001	101
	46	ZBYFP2303	97		107
ZBY9130M	48	ZBYFP2303C0	97	ZBZ003	115
ZBY9130T	47	ZBYFP2304	97	ZBZ006	106
ZBY9140M	48	ZBYFP2304C0	97	ZBZ007	115
ZBY9140T	47	ZBYFP2367	97	ZBZ010	106
ZBY9141	45	ZBYFP2367C0	97	ZBZ012	106
ZBY9142	45	ZBYFP6101	97	ZBZ28	49
ZBY9160	44	ZBYFP6101C0	97		50
ZBY9160M	48	ZBYLEG101000	114	ZBZ32	71
ZBY9220	43	ZBYLEG101001	114	ZBZ32C0	71
	46	ZBYLEG201000	114	ZBZ33	74
ZBY9230M	48	ZBYLEG201001	114	ZBZ33C0	74
ZBY9230T	47	ZBYLEG301000	114	ZBZ34	71
ZBY9260	44	ZBYLEG301001	114	ZBZ35	74
ZBY9260M	48	ZBYLEG302000	114	ZBZ58	49
ZBY9320	43	ZBYLEG302001	114		50
	46	ZBYLEG303000	114	ZBZ60	49
ZBY9330M	48	ZBYLEG303001	114	ZBZ60	51
ZBY9330T	47	ZBYLEG304000	114	ZBZ1600	47
ZBY9360	44	ZBYLEG304001	114	ZBZ1602	47
ZBY9360M	48	ZBYLEG401000	114	ZBZ1604	47
ZBY9420	43	ZBYLEG401001	114	ZBZ1605	47
	46	ZBYLEG402000	114	ZBZ1606	47
ZBY9430M	48	ZBYLEG402001	114	ZBZ1902	51
ZBY9460M	48	ZBYLEG501000	114	ZBZ2102	49
ZBY9530M	48	ZBYLEG501001	114	ZBZ3605	47
ZBY9620	43	ZBYLEG502000	114	ZBZF32	96
	46	ZBYLEG502001	114	ZBZF33	96
ZBY9630M	48	ZBYLEG503000	114	ZBZG156	103
ZBY9730M	48	ZBYLEG503001	114	ZBZM156	103
ZBY9830M	48	ZBYLEG504000	114	ZD5PA12	67
ZBYF2101	96	ZBYLEG504001	114	ZD5PA14	67
ZBYF2101C0	96	ZBYM2101	73	ZD5PA22	67
ZBYF2103	96	ZBYM2103	73	ZD5PA24	67
ZBYF2103C0	96	ZBYM2104	73	ZD5PA103	67
ZBYF2166	96	ZBYM2166	73	ZD5PA203	67
ZBYF2166C0	96	ZBYM2178	73		
ZBYF2178	96	ZBYM2186	73		
ZBYF2178C0	96	ZBYM2303	73		
ZBYF2186	96	ZBYM2304	73		
ZBYF2186C0	96	ZBYM2367	73		
ZBYF2303	96	ZBYM6101	74		
ZBYF2303C0	96	ZBYP2101	73		
ZBYF2304	96	ZBYP2101C0	73		
ZBYF2304C0	96	ZBYP2103	73		
ZBYF2367	96	ZBYP2103C0	73		
ZBYF2367C0	96	ZBYP2104	73		
ZBYF4101	96	ZBYP2104C0	73		
ZBYF4101C0	96	ZBYP2166	73		
ZBYF6101	96	ZBYP2166C0	73		
ZBYF6101C0	96	ZBYP2178	73		
ZBYF6102	96	ZBYP2178C0	73		
ZBYF6102C0	96	ZBYP2186	73		
ZBYFP2101	97	ZBYP2186C0	73		
ZBYFP2101C0	97	ZBYP2303	73		
ZBYFP2103	97	ZBYP2303C0	73		
ZBYFP2103C0	97	ZBYP2304	73		
ZBYFP2104	97	ZBYP2304C0	73		
ZBYFP2104C0	97	ZBYP2367	73		
ZBYFP2166	97				
ZBYFP2166C0	97				

Life Is On



Learn more about our products at
www.se.com

The information provided in this documentation contains general descriptions and/or technical characteristics of the performance of the products contained herein. This documentation is not intended as a substitute for and is not to be used for determining suitability or reliability of these products for specific user applications. It is the duty of any such user or integrator to perform the appropriate and complete risk analysis, evaluation and testing of the products with respect to the relevant specific application or use thereof. Neither Schneider Electric nor any of its affiliates or subsidiaries shall be responsible or liable for misuse of the information contained herein.

Design: Schneider Electric
Photos: Schneider Electric

Schneider Electric Industries SAS

Head Office
35, rue Joseph Monier - CS 30323
F-92500 Rueil-Malmaison Cedex
France

DIA5ED2121213EN
September 2022 - V16.1

X-ON Electronics

Largest Supplier of Electrical and Electronic Components

Click to view similar products for [Switch Fixings](#) category:

Click to view products by [Schneider](#) manufacturer:

Other Similar products are found below :

[893102000](#) [00-5150](#) [LZZ1A](#) [0098.9234](#) [630155](#) [635401](#) [6PA113](#) [6PA32](#) [700106](#) [700109](#) [700303A56](#) [704-6001](#) [704.960.9](#) [704.965.2](#)
[704.966.0](#) [710082-B11](#) [71M1048](#) [757200264](#) [79215938](#) [MHU35](#) [MHU37](#) [807039-1](#) [825.003.011](#) [825.005.011](#) [835.900.023](#) [MML52C10C](#)
[MML92HGH](#) [MML93K](#) [84211M02CNNS](#) [843187-000](#) [843487-000](#) [84-901](#) [84-9420](#) [8PA15-EX](#) [9002EN16](#) [9006EN16](#) [9006EN28B](#) [92-](#)
[971.0](#) [933PA1](#) [PN415](#) [GOUPILLE15X3G06](#) [98-925.9](#) [11-906](#) [9PA35](#) [9PA44](#) [A3DJ-7112](#) [HDS-08-T-B](#) [HDW23FLATLOCKINGRING](#)
[HK-1](#) [12PA12-W](#)