

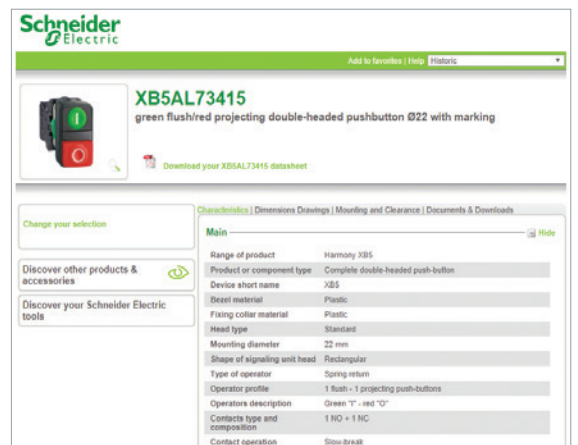



Harmony[®] XB5 Plastic

Control and signaling units

Quick access to product information

Get technical information about your product



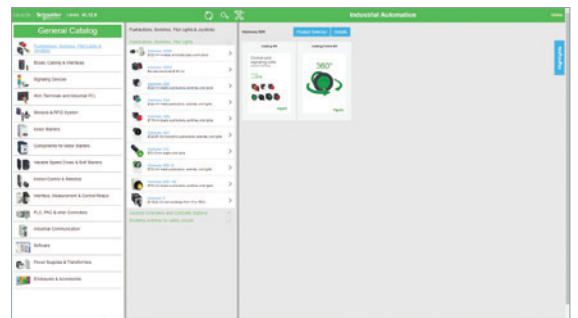
Each commercial reference presented in a catalog contains a hyperlink. Click on it to obtain the technical information of the product:

- Characteristics, Dimensions and drawings, Mounting and clearance, Connections and schemas, Performance curves
- Product image, Instruction sheet, User guide, Product certifications, End of life manual

Find your catalog



- > With just 3 clicks, you can reach the Industrial Automation and Control catalogs, in both English and French
- > Download Digi-Cat with this [link](#)



- Updated quarterly
- Embeds product selectors and configurators, 360° images, training centers
- Optimized search by commercial reference

Select your training



- > Find the right [Training](#) for your needs on our Global website
- > Locate the training center with the selector tool, using this [link](#)




General contents

Harmony® XB5 plastic

■ General presentation	page 2
■ Presentation	
□ Presentation, installation, and environment.....	page 10
■ Description	
□ Complete units, XB5A.....	page 12
□ Sub-assemblies, ZB5A and ZB5F.....	page 14
■ Installation	
□ Contact mounting - Contact sequence.....	page 22
■ References	
□ Spring return pushbuttons, unmarked and with marking.....	page 24
□ Illuminated pushbuttons, spring return	
- With integral LED and BA 9s base fitting.....	page 29
□ Flush mounted spring return pushbutton, unmarked and with marking.....	page 34
□ Flush mounted illuminated pushbutton, spring return	
- With integral LED.....	page 37
□ Multiple-headed pushbuttons, spring return.....	page 40
□ Mushroom head pushbuttons, spring return and latching.....	page 42
□ Emergency stop and Emergency switching off functions.....	page 44
□ Illuminated Emergency stop and Emergency switching off function.....	page 46
□ Emergency stop with monitoring contacts and circular yellow legends.....	page 47
□ General safe stop.....	page 48
□ Large head pushbuttons with integrated bellows.....	page 50
□ Pushbuttons and illuminated pushbuttons, push-push.....	page 52
□ Pushbuttons, “push-turn to release”.....	page 53
□ Flush mounted pushbuttons with push-push, illuminated and non-illuminated.....	page 54
□ Selector switches	
- With standard handle and long handle.....	page 56
- Key switches, knurled knob, and toggle switches.....	page 58
- Illuminated, with standard handle and integral LED.....	page 60
□ Flush mounted selector switches	
- With standard handle and long handle.....	page 62
- Key switches, and with knurled knob.....	page 64
- Illuminated, with standard handle and integral LED.....	page 66
□ Pilot lights	
- With integral LED and BA 9s base fitting.....	page 68
- 3-phase pilot light with integral LED, push-to-test pilot light.....	page 71
□ Flush mounted pilot light with integral LED.....	page 72
□ Specific functions	
- Manual overload reset pushbuttons, potentiometers.....	page 74
- Timers, hour counters, Annunciators, USB/RJ45 ports, Fuse carrier, Basic display, and Configurable display.....	page 75
- Joystick controllers with screw clamp terminal connections.....	page 77
□ Contact and illuminated functions (blocks and bodies).....	page 78
□ Body/contact assemblies and light blocks	
- With integral LED and with BA 9s base fitting.....	page 84
□ Accessories	
- For heads.....	page 90
- For pushbuttons.....	page 108
- Legends and legend holders.....	page 96
Selection guide	page 114
■ Product reference index	page 116

Control and signaling units

Pushbuttons, switches, and pilot lights



Life Is On


Schneider
Electric

Control and signaling units


Harmony XB5 plastic

Pushbuttons, switches, and pilot lights

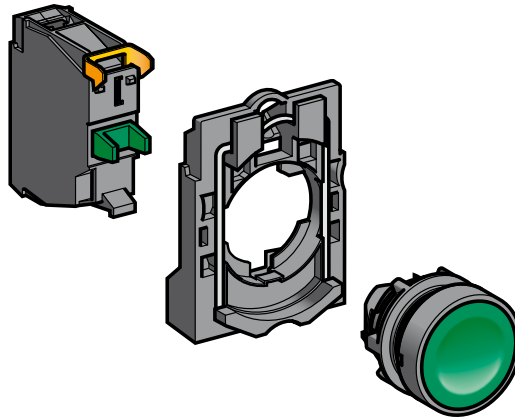
The Harmony XB5 range of plastic pushbuttons, switches, and pilot lights combines simplicity of installation, flexibility, and robustness to meet the majority of industrial applications. It delivers one of the most comprehensive product ranges available on the market and meets the robustness and performance requirements for the majority of industrial applications.



Complete unit for repetitive orders XB5AA31



Sub-assembly (for additional flexibility) ZB5AZ101 + ZB5AA3



Basic elements (for optimum flexibility) ZBE101 + ZB5AZ009 + ZB5AA3

A single provider

Our team of experts understands the needs of our customers in terms of their processes and applications. The Harmony ranges are available globally wherever you need them.

The confidence of a market leader

- > More than 50 years' experience designing switches, pushbuttons, and pilot lights
- > A global network of partners and distributors you know and trust
- > Worldwide product availability with over 17,000 points of sale in more than 100 countries

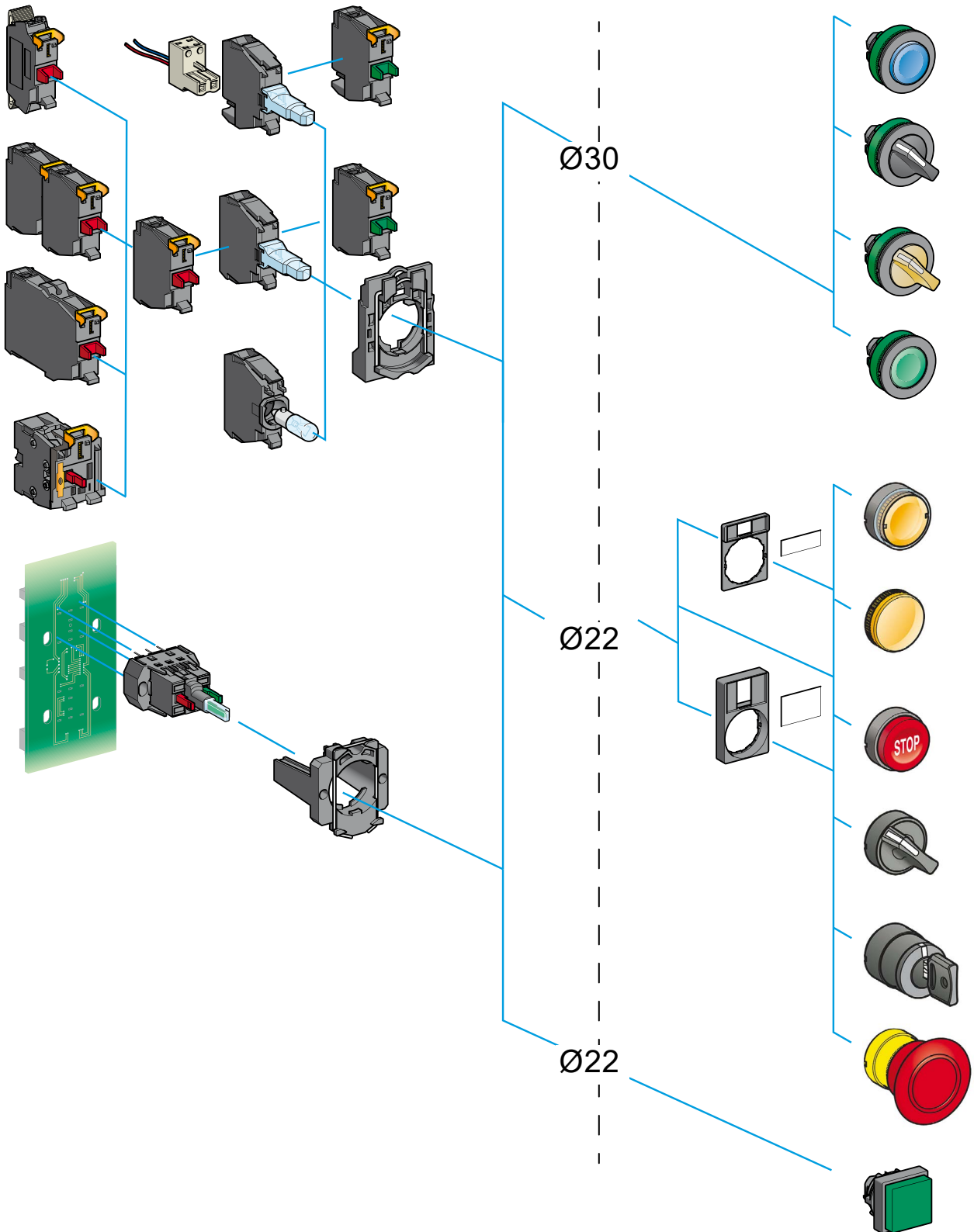


A global network of partners you can rely on to support customized end-to-end solutions


Control and signaling units

Harmony XB5 plastic

Pushbuttons, switches, and pilot lights



360°



360° view
Click on the image for 3D view



Customized products

Modern design

Harmony delivers an innovative and ergonomic design that allows easy operation and improves the look and feel of your control panels and machines.

Improved reliability of panels, machines, and processes

- > The flush-mounting solution addresses the market demands for ergonomic design and aesthetics
- Built-in flush pushbuttons
- Flush mounting kit accessories
- > Pushbuttons and switches with a vibrant color pallet

A touch of style for your electrical panels

- > Innovative design without compromise on cost
- > Better perceived quality of your machines and panels
- > A clearer view of control features

Define your own style with powerful customization abilities

- > Markings on pushbutton, illuminated pushbuttons, and pilot lights caps
- > Markings on the bezel for all built-in flush products
- > Markings on accessories, like legend plates and legend panels
- > Color plated bezel pushbuttons





Emergency stop pushbutton with illuminated rings

Operational efficiency

The Harmony XB5 range offers innovative features for ease-of-use to make an operator's work simpler and more efficient.

Improved operator efficiency

- > Illuminated Emergency stop pushbutton solutions that help you quickly find the E-stop button responsible for the production downtime
- > Robust illuminated and non-illuminated buzzers providing water resistance up to IP66, IP67, IP69, and IP69K
- > High brightness and full-surface illumination of pushbuttons and selector switches
- > Dedicated offer for explosive atmospheres

Affordable

Harmony delivers simplicity and efficiency while helping to keep your costs down.

Increasing operator's efficiency

- > USB and RJ45 ports for a simple, effective way to connect a PC or USB
- > Timer for safe and simple adjustment of your machine's time settings
- > 3-phase pilot lights mounted in a single 30 mm (1.181 in.) diameter hole
- > Potentiometer with integrated resistor
- > Yellow illuminated functions
- > Configurable display for simple machine function
- > Small displays in a diameter 22 mm hole for quicker mounting

Affordable range
Click to open video (33 sec)

Mounting options for easy
access to functions on the
front panel



Legend panel



USB port



RJ45 port



Timer



3-phase indicator



Complete potentiometer



Buzzer



Configurable display



Basic display

Legend panels that help simplify installation

- > Holes positions are clearly identified and aligned on the legend panels
- > Just stick the legend panel on your operator interface surface and punch the hole where indicated
- > Save up to 75% of installation time compared with conventional hole alignment methods

Simple selection

Harmony XB5 delivers a comprehensive range of modular products that enable simple selection to help minimize your costs right from the beginning.

Web digital selector
Click to open the selector

Digital tools help you select the right product and customize it to meet your needs

- > Digi-Cat, for easy, up-to-date, access to the PDF catalogs
- > Web digital selector to help you find the right reference for your application and customize your product

Easy to convert from standard to flush mounted pushbuttons

- > Harmony XB5 pushbuttons offer the flexibility to convert from standard to flush mounting versions by simply changing a single letter in the product reference.

Example:

Digi-Cat
Click to download Digi-Cat


ZB5AA3



Standard
mounting



ZB5FA3



Flush
mounting

Marine environment
Click to open video (42 sec)

Robustness

Harmony XB5 delivers extremely robust performance even in severe environments.

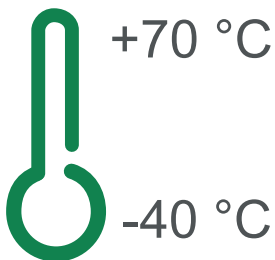
Improved reliability of panels, machines, and processes

- > Sealing effectiveness rated up to IP66, IP67, IP68, IP69, IP69K, and type 4X
- > High impact resistance up to IK06 rating
- > Operating temperature ranging from -40 to +70 °C / -40 to +158 °F
- > Compliance with international standards (IEC, UL, CCC, EAC, JIS)
- > Marine certified (BV, LROS, BDNV, GL)

The secret of robustness
Click to open video (46 sec)

IP69

Robust performance
even in harsh
environments



High electrical performance

- > Contacts and heads designed to prevent vibration, helping to ensure secure mounting and wiring
- Choose from standard, low-load, and high-power electrical contacts

Lower maintenance

- > Harmony pushbuttons are designed to perform up to 10 million operations.
- This represents more than 1,000 operations a day for 27 years

Adapted to your applications, segments, and operating environments


Harmony offers a unique and unrivalled depth of range delivering products adapted to your applications, segments, and operating environments.



Material working



Packaging



Pumping



Consumer packaged goods



Water & waste water



Oil & Gas



Material handling

Marine environment
Click to open video (42 sec)

Control and signaling units

Harmony XB5, plastic

Pushbuttons, switches, and pilot lights



Harmony XB5 range of control and signaling units for Ø 22 mm/0.866 in. mounting



Harmony XB5 flush mounted control and signaling units for Ø 30 mm/1.181 in mounting



Harmony Digital Panel meter

Presentation

The Harmony® XB5 plastic range of modular control and signaling units combines simplicity of installation, flexibility, and robustness. It meets the requirements of the majority of industrial applications. These units are either complete products or separate components for customer assembly.

This range includes:

- Pushbuttons, selector/key switches, Emergency stop functions, and multiple-headed pushbuttons designed for parameter settings, adjustments, and start/stop control of machines and installations
- Pilot lights, illuminated pushbuttons, illuminated selector switches, and illuminated Emergency stop functions designed for visual signaling
- Flush mounting heads for Ø 30 mm/1.181 in. mounting and flush mounting kit accessories combined to offer a modern aesthetics to the control panel
- Harmony basic and configurable display offers data visualization
- Various accessories including protective covers, legends and legend holders, pushbutton caps, boots, bulbs, etc.

The pushbutton and switch control offer (illuminated and non-illuminated) is both broad and comprehensive:

- Pushbuttons, spring return with flush push, projecting push, recessed push, booted flush push, or mushroom head
- Emergency stop pushbuttons with 3 types of head: push-pull, turn to release, and key release
- Pilot lights and illuminated pushbuttons with integral LED and BA 9s base fitting bulbs
- Selector switches with different types of operator: standard handle, long handle, knurled knob, or key
- Choice of heads: square, circular, rectangular, double-head/triple-head rectangular, or toggle
- Colors of push: white, black, green, orange, blue, red, or yellow
- Connection type: screw clamp connector, faston connector, spring terminal, or for printed circuit board
- Contact blocks for general purpose or specific applications (low current, standard or high-power switching)
- Choice of heads to meet the majority of industrial needs, from the most basic pushbuttons and pilot lights, to functions meeting modern machine requirements, such as USB & RJ45 ports
- Wide choice of accessories and spare parts
- Configurable display for simple machine function
- Other specific functions: complete potentiometer, hour counters, annunciator, or joystick controllers

Innovative complementary offers are also available:

- Control and signaling units for severe applications
- Wireless and batteryless pushbuttons
- Biometric switches

Basic display: Harmony Digital Panel meter

Harmony XBH is a digital panel meter for mounting on the front of a control panel or directly on the front of a machine. With the simple 4 digit display, it is easy to visualize process data from long distances. The display is easy to mount directly on a Ø 22 mm/0.866 in. hole and is supplied directly from the measuring loop. It has 2 digital outputs for setting a high and low limit and can be configured with the blue and red buttons on the side of the housing. An external alarm can be connected to the panel meter for additional alert in the event of a high or low limit threshold. Harmony XBH panel meters have an IP65 protective rating and the operating temperature can be between -20 to 60 °C/-4 to 140 °F

The following settings can be adjusted with the configuration buttons:

- Minimum and maximum value of the input signal
- Number of decimals
- Number of measurements per second
- LOW limit and HIGH limit output threshold
- LOW limit and HIGH limit hysteresis and time delay
- Password protection of the configuration

Control and signaling units

Harmony XB5, plastic

Pushbuttons, switches, and pilot lights



Harmony Display Module

Configurable display: Harmony Display Module

Harmony display units are used to configure the machines through touch panels and have following offers :

Harmony Display is a configurable display module with $\varnothing 22$ mm mounting in the front of a control panel or directly on the front of a machine. With ZBSD01 SD card, you can configure TM221C16R into an IO Block which is compatible with Harmony Display. The offer provides features as below:


- No programming needed : just configure it on the touch screen
- 2 analog displays 0...10V, 4...20 mA from physical analog input in the representation of numerical, bar graph, and meter
- Threshold notification via relay output and background color change
- 8 digital status display, counters, or hour meters
- 1 CAM switch function of 7 steps and 5 outputs
- Harmony Display has an IP65 protective rating on the front face and the operating temperature can be between 0..50 degrees celsius
- As options, 2 temperature inputs, 2 analog inputs, or 2 analog outputs can be added

Installation


Harmony XB5 products are both simple and quick to install:

- Mounting by single installer (self-maintaining head in its cut-out)
- Clip-together component system (head, body, contact blocks, and LED)
- Anti-loosening system for screw clamp terminals on contact blocks

Harmony XB5 standard mounting products are installed with or without a notch in a $\varnothing 22$ mm/0.866 in. hole, thanks to the self-cleavable orientation pin.



For installation of Harmony XB5 standard mounting products



For installation of Harmony XB5 flush mounting products

Harmony XB5 flush mounting products are installed without a notch in a $\varnothing 30$ mm/1.181 in. hole. This gives flush mounting products the same actuating area as that of standard mounting products, offering optimized ergonomics for operators even when wearing gloves.

Flush solutions mounted in a $\varnothing 22$ mm/0.866 in. hole can be achieved using the Harmony XB6 range. Please refer to the Harmony XB6 catalog for details.

Environment

The performance of the Harmony XB5 range meets some of the most demanding international standards and approvals:

- Certified and approved for meeting requirements worldwide: EN/IEC, CE marking, UL, CSA, CCC, EAC, JIS, NEMA, and marine approvals
- Protection against the ingress of solid foreign objects, dust, and water: IP 66, 67, 69, 69K, type 4X
- Operating temperature range from -40 °C to $+70$ °C/ -40 °F to $+158$ °F for outdoor applications
- High chemical robustness
- Shock protection level up to IK03
- High vibration resistance with shakeproof connection screws (periodic retightening unnecessary)

Control and signaling units

Harmony XB5, plastic

Pushbuttons, switches, and pilot lights

Complete units, XB5A

Complete units

Contact functions



Flush push, unmarked
XB5AA●1/AA42
see [page 24](#)



Flush push, marked
XB5AA3311/AA33●1
see [page 28](#)



Projecting push, marked
XB5AL4322
see [page 28](#)

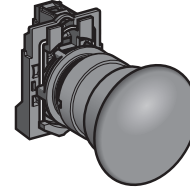
Pushbuttons, spring return



Booted flush push
XB5AP●1/AP42
see [page 27](#)

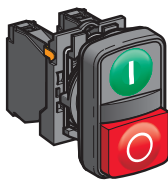


Projecting push, unmarked
XB5AL42
see [page 26](#)



Ø 40/1.575 in. Mushroom head
XB5AC21
see [page 42](#)

Pushbuttons, spring return

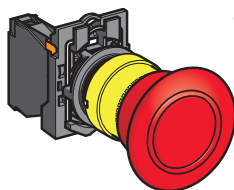


Double-headed
XB5AL73415
see [page 40](#)




Triple-headed
XB5AA731327/XB5AA711237
see [page 41](#)

Multiple-headed pushbuttons, spring return



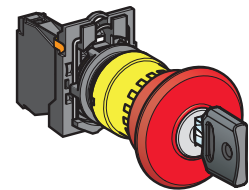
Emergency stop trigger action and mechanical latching
Ø 40/1.575 in. Push-pull
(EN/ISO 13850)

XB5AT845
see [page 44](#)



Emergency stop trigger action and mechanical latching
Ø 40/1.575 in. Turn to release
(EN/ISO 13850)

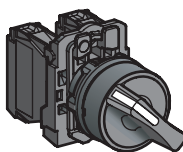
XB5AS844●
see [page 44](#)




Emergency stop trigger action and mechanical latching
Ø 40/1.575 in. Key release
(EN/ISO 13850)

XB5AS9445
see [page 44](#)

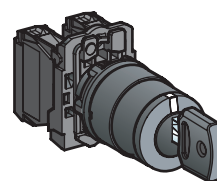
Emergency stop or
Emergency switching off
mushroom head pushbuttons



Standard handle, black
XB5AD●●
see [page 56](#)



Long handle, black
XB5AJ●●
see [page 57](#)



Key switch
XB5AG●●
see [page 58](#)



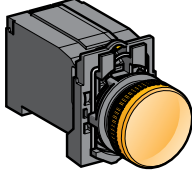


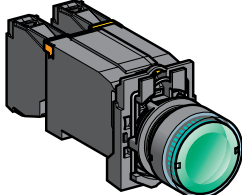


Selector switches and
key switches

Control and signaling units

Harmony XB5, plastic

Pushbuttons, switches, and pilot lights

Complete units, XB5A

Complete units (continued)	Signaling functions		
<p>Pilot lights</p>	 <p>Integral LED</p> <p>XB5AVB●/AVG●/AVM● see page 68</p>	 <p>Protected LED</p> <p>For bulb with BA 9s base fitting</p> <p>Direct supply</p> <p>XB5AV6● see page 70</p>	 <p>Protected LED</p> <p>Via integral transformer</p> <p>XB5AV3●/AV4● see page 70</p>
Combined functions	Contact and signaling functions		
<p>Illuminated pushbuttons, spring return, flush push</p>	 <p>Integral LED</p> <p>XB5AW3●B5/AW3●G5/AW3●M5 see page 29</p>	 <p>Protected LED</p> <p>For bulb with BA 9s base fitting</p> <p>Direct supply</p> <p>XB5AW3●65 see page 32</p>	 <p>Protected LED</p> <p>Via integral transformer</p> <p>XB5AW3●35/AW3●45 see page 32</p>
<p>Double-headed pushbuttons, spring return, and pilot light block</p>	 <p>Integral LED</p> <p>XB5AW73731●5 see page 40</p>		
<p>Illuminated selector switches, standard handle</p>	 <p>Integral LED</p> <p>XB5AK12●●5, XB5AK13●●5 see page 60</p>		

Control and signaling units

Harmony XB5, plastic

Pushbuttons, switches, and pilot lights

Sub-assemblies, ZB5A

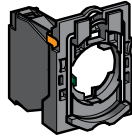
Non-illuminated units for user assembly

Contact functions

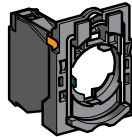
Body sub-assemblies

Head sub-assemblies

For pushbuttons, spring return, unmarked

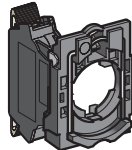


Screw clamp terminals
ZB5AZ10●/AZ141
see [page 78](#)



Faston
ZB5AZ10●3
see [page 82](#)

For pushbuttons, spring return, marked




Spring clamp terminals
ZBE10●5
ZB5AZ10●5
see [page 80](#)

For multiple-headed pushbuttons, spring return

For "push-push to release" pushbuttons

For "push-turn to release" pushbuttons




Flush push without cap/with set of 6 caps
ZB5AA0/AA9
see [page 24](#)

Flush push
ZB5AA●
see [page 24](#)

Flush push for insertion of legend
ZB5AA●8
see [page 24](#)

Flush push, cap mounted/not mounted
ZB5CA0/CA●
see [page 24](#)



Projecting
ZB5AL●
see [page 26](#)

Recessed push
ZB5AA●6
see [page 25](#)

Booted flush push, for insertion of legend
ZB5AP●●/AP●S
see [page 27](#)

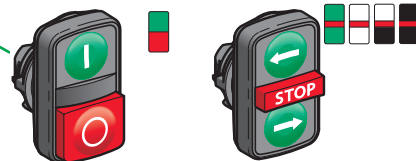
Projecting or recessed push
ZB5CA●●/CL●
see [page 25](#) and 26



Flush push
ZB5AA●3●/AA●4●
see [page 28](#)

Projecting push
ZB5AL●3●
see [page 28](#)

Flush push
ZB5CA●3●/CA●9●●
see [page 28](#)



Double-headed
ZB5AA7●●●/AA79
ZB5AL734●
see [page 40](#)

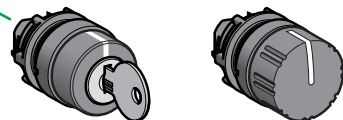
Triple-headed
ZB5AA7313●, ZB5AA711●●
ZB5AA72124, ZB5AA791
see [page 41](#)



Flush push (caps mounted/not mounted)
ZB5AH●●/CH●●
see [page 52](#)

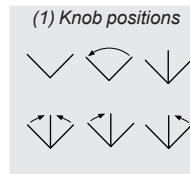
Projecting push
ZB5AH●
see [page 52](#)

Flush push (caps mounted/not mounted)
ZB5CH0/CH0●
see [page 52](#)



Key switches
ZB5AFD●
see [page 53](#)

Knurled knob (1)
ZB5AF
see [page 53](#)

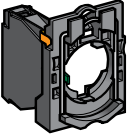

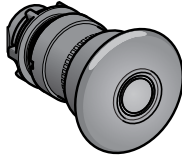
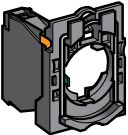
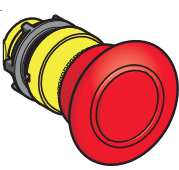

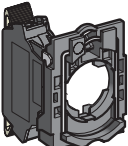




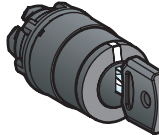
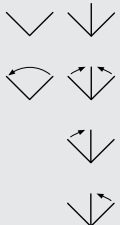
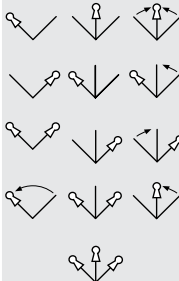


Control and signaling units

Harmony XB5, plastic

Pushbuttons, switches, and pilot lights

Sub-assemblies, ZB5A

Non-illuminated units for user assembly (continued)	Contact functions (continued)	
	Body sub-assemblies	Head sub-assemblies
For mushroom head pushbuttons	 <p>Screw clamp terminals ZB5AZ10●/AZ141 see page 78</p>	<div style="display: flex; justify-content: space-around;"> <div data-bbox="692 439 1075 685">  <p>Spring ZB5AC●/AR● see page 42</p> </div> <div data-bbox="1091 439 1481 685">  <p>Latching ZB5A●2/AS●2/AS55 see page 43</p> </div> </div>
For Emergency stop or Emergency switching off mushroom head pushbuttons	 <p>Faston ZB5AZ10●3 see page 82</p>	<div style="display: flex; justify-content: space-around;"> <div data-bbox="692 707 1075 965">  <p>Push-pull (EN/ISO 13850) ZB5AT84 see page 44</p> </div> <div data-bbox="1091 707 1481 965">  <p>Turn to release (EN/ISO 13850) ZB5AS8●4 see page 44</p> </div> </div>
Emergency stop trigger action and mechanical latching	<p>Faston ZB5AZ10●3 see page 82</p>	<p>Push-pull (IEC 60364-5-53) ZB5AT●/AX● see page 44</p>
Emergency switching off mechanical latching	 <p>Spring clamp terminals ZBE10●5 ZB5AZ10●5 see page 80</p>	 <p>Key release (EN/ISO 13850) ZB5AS9●4/AS944D, see page 44</p>
Emergency stop trigger action and mechanical latching	<p>Spring clamp terminals ZBE10●5 ZB5AZ10●5 see page 80</p>	<p>Key release (EN/ISO 13850) ZB5AS9●4/AS944D, see page 44</p>
For selector switches and key switches	 <p>Standard handle (1) ZB5AD● see page 56</p>  <p>Long black handle (1) ZB5AJ● see page 57</p>	<div style="display: flex; justify-content: space-between;"> <div data-bbox="692 1391 1075 1637">  <p>Knurled black knob (1) ZB5AD●9 see page 59</p> </div> <div data-bbox="887 1671 1075 1883">  <p>Key switch (2) ZB5AG●● see page 59</p> </div> </div> <div data-bbox="1091 1391 1481 1883"> <p>(1) Switch handle and knob positions</p>  <p>(2) Key switch positions Key withdrawal positions</p>  </div>

Control and signaling units

Harmony XB5, plastic

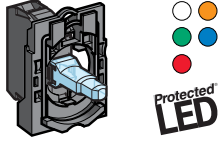
Pushbuttons, switches, and pilot lights

Sub-assemblies, ZB5A

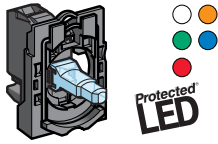
Pilot lights for user assembly

Signaling functions

Body sub-assemblies with integral LED



Connection: screw clamp terminals
ZB5AVB●/AVG●/AVM●
 see [page 86](#)

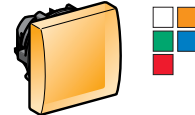


Connection: plug-in connector
 Please contact our Customer Care Center

Head sub-assemblies



With lens fitted (insertion of legend)
ZB5AV0●3/AV0●3E, see [page 69](#)



With lens fitted
ZB5CV0●3, see [page 69](#)

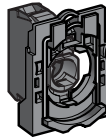


With 5 lens caps (not fitted) for insertion of legend
ZB5AV003/AV0●3●, see [page 69](#)

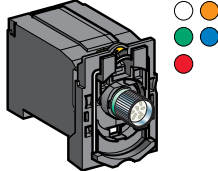


With 5 separate lens caps, not fitted
ZB5CV003, see [page 69](#)

Body sub-assemblies for BA 9s bulb

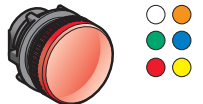


Direct supply
 Connection: screw clamp terminals
ZB5AV6, see [page 89](#)



Via integral transformer
 Connection: screw clamp terminals
ZB5AV●/AV3D●/AV5D●
 see [page 89](#)

Head sub-assemblies

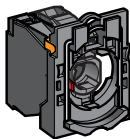


With lens fitted
ZB5AV0●, see [page 70](#)

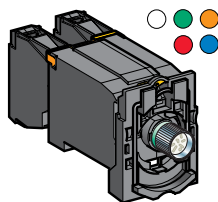
Illuminated pushbuttons for user assembly

Combined functions (contact and signaling)

Body sub-assemblies for BA 9s bulb



Direct supply
 Connection: screw clamp terminals
ZB5AW06●
 see [page 88](#)




Via integral transformer
 Connection: screw clamp terminals
ZB5AW03●/AW04●/AW05●
 see [page 88](#)

Head sub-assemblies



Flush
ZB5AW3●/AW3●S
 see [page 32](#)



Projecting
ZB5AW1●/AW1●S,
 see [page 33](#)

Control and signaling units

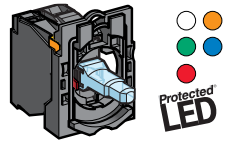
Harmony XB5, plastic

Pushbuttons, switches, and pilot lights

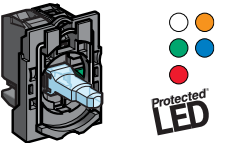
Sub-assemblies, ZB5A

Illuminated pushbuttons for user assembly

For illuminated pushbuttons, spring return

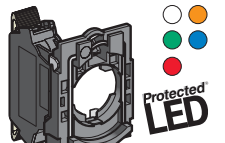


Connection: screw clamp terminals
ZB5AW0B●●/AW0G●●/AW0M●●
see [page 84](#) and [85](#)



Connection: plug-in connector
Please contact our Customer Care Center

For double-headed pushbuttons, spring return, with pilot light



Connection: spring clamp terminals
ZBV ●●5
see [page 80](#)

For illuminated, mushroom head pushbuttons, latching

For illuminated mushroom head pushbuttons

- Emergency stop with trigger action and mechanical latching

or

- Emergency switching off with mechanical latching only

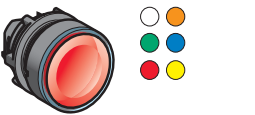
For illuminated "push-push to release" pushbuttons

For illuminated selector switches, standard handle

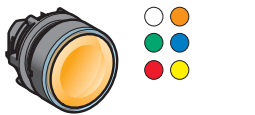
Combined functions (contact and signaling) (continued)

Body sub-assemblies with integral LED

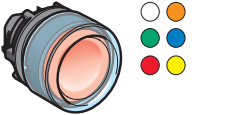
Head sub-assemblies



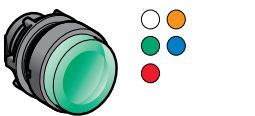
Flush push with illuminated ring
ZB5AW3●3/AW3●3S/AW9●3
see [page 30](#)



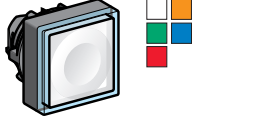
Flush push for insertion of legend
ZB5AA●8
see [page 24](#)



Booted flush push
ZB5AW5●3
see [page 30](#)



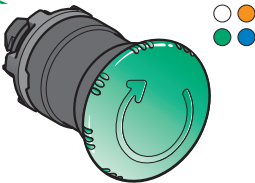
Projecting push
ZB5AW1●3/AW1●3S
see [page 31](#)



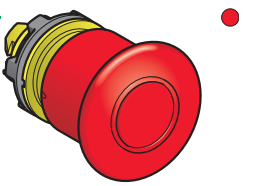
Flush or projecting push for insertion of legend
ZB5CW3●3/CW1●3
see [page 30](#) and [31](#)



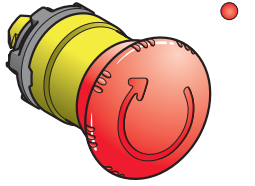
Double-headed (flush/flush push) + central pilot light
Double-headed (flush/projecting push) + central pilot light
ZB5AW7A17●●, ZB5AW7A374●, ZB5AW7A9, see [page 40](#)
ZB5AW7L374●, see [page 40](#)



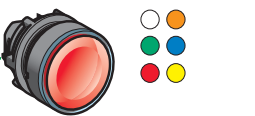
Ø 40 mm/1.575 in. turn to release
ZB5AW7●3, see [page 43](#)



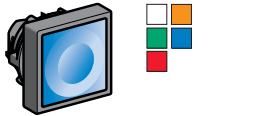
Ø 40 mm/1.575 in. push-pull with mechanical state indicator (EN/ISO 13850)
ZB5AT8643M
see [page 47](#)



Ø 40 mm/1.575 in. turn to release (IEC 60364-5-53)
ZB5AW743
see [page 47](#)



Flush or projecting "push-push to release"
ZB5AH0●3/AH●3
see [page 52](#)



Flush "push-push to release"
ZB5CH3●3
see [page 52](#)



Standard handle (1)
ZB5AK1●●3
see [page 61](#)

(1) Handle positions



Control and signaling units

Harmony XB5, plastic

Pushbuttons, switches, and pilot lights

Sub-assemblies, ZB5F Flush mounting heads

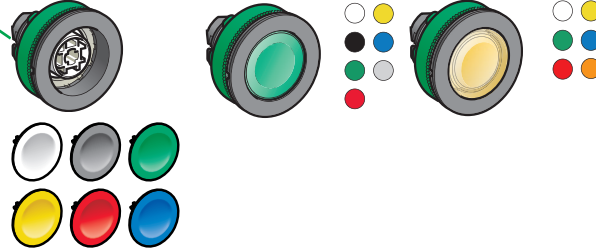
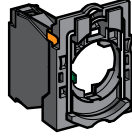
Non-illuminated units for user assembly

Contact functions for Ø 30 mm mounting

Body sub-assemblies

Head sub-assemblies

For pushbuttons, spring return, unmarked



Screw clamp terminals

ZB5AZ10●/AZ141
see [page 78](#)

Flush push without cap/with set of 6 caps

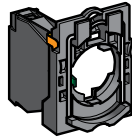
ZB5FA0/FA9
see [page 34](#)

Flush push

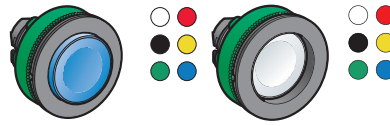
ZB5FA●
see [page 34](#)

Flush push for insertion of legend

ZB5FA●8
see [page 34](#)



Faston
ZB5AZ10●3
see [page 82](#)



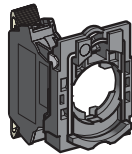
Projecting

ZB5FL●
see [page 35](#)

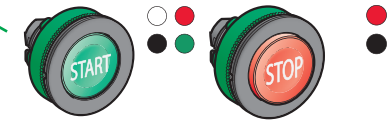
Recessed push

ZB5FA●
see [page 34](#)

For pushbuttons, spring return, marked



Spring clamp terminals
ZBE10●5
ZB5AZ10●5
see [page 80](#)



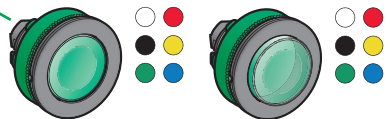
Flush push

ZB5FA●3●/FA●4●
see [page 36](#)

Projecting push

ZB5FL●3●
see [page 36](#)

For "push-push to release" pushbuttons



Flush push (caps mounted/not mounted)

ZB5FH●●
see [page 54](#)

Projecting push

ZB5FH●
see [page 54](#)

Control and signaling units

Harmony XB5, plastic

Pushbuttons, switches, and pilot lights

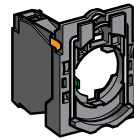
Sub-assemblies, ZB5F Flush mounting heads

Non-illuminated units for user assembly
(continued)

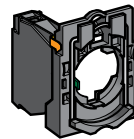
Contact functions for Ø 30 mm mounting (continued)

Body sub-assemblies | **Head sub-assemblies**

For selector switches and key switches



Spring clamp terminals
ZBE10●5
ZB5AZ10●5
see [page 80](#)



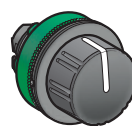
Faston
ZB5AZ10●3
see [page 82](#)



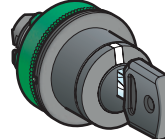
Standard handle (1)
ZB5FD●
see [page 62](#)



Long black handle (1)
ZB5FJ●
see [page 63](#)

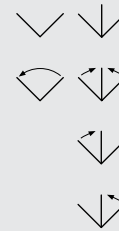


Knurled black knob (1)
ZB5FD●9
see [page 65](#)

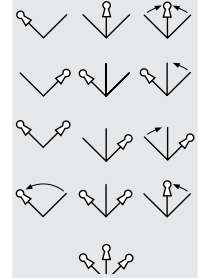


Key switch (2)
ZB5FG●●
see [page 64](#)

(1) Switch handle and knob positions



(2) Key switch positions
⌘ Key withdrawal positions



Control and signaling units

Harmony XB5, plastic

Pushbuttons, switches, and pilot lights

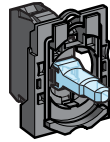
Sub-assemblies, ZB5F Flush mounting heads

Pilot lights for user assembly

Signaling functions for Ø 30 mm mounting

Body sub-assemblies with integral LED

Head sub-assemblies



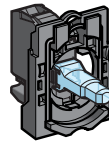
Connection: screw clamp terminals

ZB5AVB●/AVG●/AVM●
see [page 86](#)



With lens fitted (insertion of legend)

ZB5FV0●3
see [page 73](#)



Connection: plug-in connector

Please contact our Customer Care Center

Control and signaling units

Harmony XB5, plastic

Pushbuttons, switches, and pilot lights

Sub-assemblies, ZB5F Flush mounting heads

Illuminated pushbuttons for user assembly

Combined functions (contact and signaling)

Body sub-assemblies with integral LED

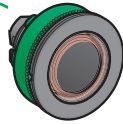
Head sub-assemblies

For illuminated pushbuttons, spring return



Connection: screw clamp terminals

ZB5AW0B●●/AW0G●●/
AW0M●●
see [page 84](#)



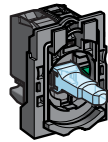
Flush push with illuminated ring

ZB5FW9●3
see [page 38](#)



Flush push for insertion of legend

ZB5FA●8
see [page 34](#)



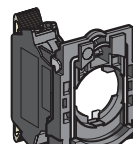
Connection: plug-in connector

Please contact our Customer Care Center



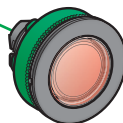
Projecting push

ZB5FW1●3
see [page 39](#)



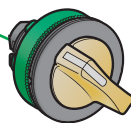
Connection: spring clamp terminals

ZBV●●5
see [page 80](#)



Flush or projecting "push-push to release"

ZB5FH0●3/FH●3
see [page 55](#)



Standard handle (1)

ZB5FK1●●3
see [page 67](#)

(1) Handle positions



Control and signaling units

Harmony XB5 plastic

Contact mounting - Contact sequence

Maximum recommended configurations to help ensure compliance with catalog characteristics

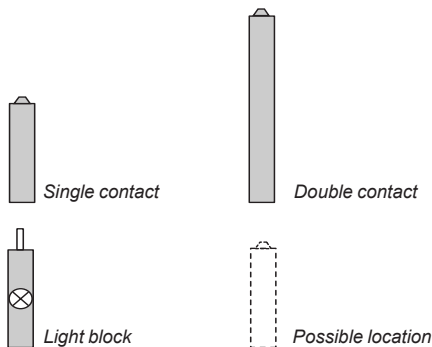
Unit type Complete units XB5A and XB5F, heads ZB5A and ZB5F (1)	Pushbuttons, spring return XB5AA●, ZB5AA● (except ZB5AA●8) XB5AC●, ZB5AC●, XB5AL●, ZB5AL●, XB5AP●, ZB5AP●, ZB5AR● Flush mounted pushbuttons, spring return XB5FA●, ZB5FA● (except ZB5FA●8) Triple-headed pushbuttons XB5AA731327, XB5AA711137, ZB5AA7313●, ZB5AA7111●, ZB5AA72124, ZB5AA791	Double-headed pushbuttons XB5AL73415, ZB5AA712●, ZB5A●734●, ZB5AA79	Illuminated pushbuttons, spring return XB5AW●, ZB5AW●, ZB5AA●8 Illuminated pushbuttons, spring return XB5FW●, ZB5FW●, ZB5FA●8 Double-headed pushbuttons + pilot light block XB5AW73731●5, ZB5AW7A17●●, ZB5AW7●374●, ZB5AW7A9	
Solution using single contacts				
Solution using single and double contacts				
Maximum recommended configurations	Single contacts Double contacts + Single contacts Light block	9 3 + 3 -	6 2 + 2 -	6 2 + 2 1

Possible configurations for high-power switching contacts (2) (3)










High-power switching contact blocks with screw clamp terminal connections:
ZBE501, ZBE502, ZBE503, ZBE504, and ZBE505
High-power switching contact blocks with connection by Faston connectors:
ZBE5013, ZBE5023, ZBE5033, ZBE5043, and ZBE5053

1 NO	1 NC	1 NO + NC 1 NO + NO 1 NC + NC

(1) Flush mounted heads for Ø 30 mm/1.18 in.
(2) The configurations are not upgradable and cannot be combined with other types of contact and signaling functions.
(3) High-power switching contacts are not compatible with Harmony triple-headed pushbuttons.



Assembly of other products using:
 Body/contact assemblies: see [page 78](#)
 Accessories: see [page 90](#)

Pushbuttons with flush push (1)							
Screw clamp terminal connections (Schneider Electric anti-loosening system)							
Shape of head	Type of push	Type of contact		Color of push	Reference		Weight kg/lb
		NO	NC		For black bezel	For gray bezel (2)	
Complete units (3)							
	Flush	1	–	White	XB5AA11 (ZB5AZ101 + ZB5AA1)	XB5AA11C0 (ZB5AZ101 + ZB5AA1C0)	0.037/0.082
				Black	XB5AA21 (ZB5AZ101 + ZB5AA2)	XB5AA21C0 (ZB5AZ101 + ZB5AA2C0)	0.037/0.082
				Green	XB5AA31 (ZB5AZ101 + ZB5AA3)	XB5AA31C0 (ZB5AZ101 + ZB5AA3C0)	0.037/0.082
				Yellow	XB5AA51 (ZB5AZ101 + ZB5AA5)	XB5AA51C0 (ZB5AZ101 + ZB5AA5C0)	0.037/0.082
				Blue	XB5AA61 (ZB5AZ101 + ZB5AA6)	XB5AA61C0 (ZB5AZ101 + ZB5AA6C0)	0.037/0.082
				–	1	Red	XB5AA42 (ZB5AZ102 + ZB5AA4)
		Heads only, circular (3)					
	Without cap (4)	–	–	White	ZB5AA0	–	0.022/0.049
	Flush, with set of 6 colored caps	–	–	6 colors (5)	ZB5AA9	–	0.027/0.060
	Flush	–	–	White	ZB5AA1	ZB5AA1C0	0.018/0.040
		–	–	Black	ZB5AA2	ZB5AA2C0	0.018/0.040
		–	–	Green	ZB5AA3	ZB5AA3C0	0.018/0.040
		–	–	Red	ZB5AA4	ZB5AA4C0	0.018/0.040
		–	–	Yellow	ZB5AA5	ZB5AA5C0	0.018/0.040
		–	–	Blue	ZB5AA6	ZB5AA6C0	0.018/0.040
		–	–	Gray	ZB5AA8	ZB5AA8C0	0.018/0.040
		–	–	White	ZB5AA18	ZB5AA18C0	0.018/0.040
	Flush with transparent cap for insertion of legend (6)	–	–	Green	ZB5AA38	ZB5AA38C0	0.018/0.040
		–	–	Red	ZB5AA48	ZB5AA48C0	0.018/0.040
		–	–	Yellow	ZB5AA58	ZB5AA58C0	0.018/0.040
		–	–	Blue	ZB5AA68	ZB5AA68C0	0.018/0.040
	Illuminated flush pushbutton head, with set of 6 colored caps	–	–	6 colors	ZB5AA98	–	0.018/0.040
	Flush (high bezel)	–	–	White	ZB5AA14	–	0.020/0.044
		–	–	Black	ZB5AA24	–	0.020/0.044
		–	–	Green	ZB5AA34	–	0.020/0.044
		–	–	Red	ZB5AA44	–	0.020/0.044
		–	–	Yellow	ZB5AA54	–	0.020/0.044
		–	–	Blue	ZB5AA64	–	0.020/0.044
Heads only, square							
	Without cap (4)	–	–	–	ZB5CA0	–	0.022/0.049
	Flush	–	–	White	ZB5CA1	–	0.019/0.042
		–	–	Black	ZB5CA2	–	0.019/0.042
		–	–	Green	ZB5CA3	–	0.019/0.042
		–	–	Red	ZB5CA4	–	0.019/0.042
		–	–	Yellow	ZB5CA5	–	0.019/0.042
		–	–	Blue	ZB5CA6	–	0.019/0.042

(1) For recommended maximum number of contacts constituting the body (fixing collar and contact) associated with the head, see [page 22](#).

(2) For white color plated bezel replace C0 with C1, and for other color plated bezels using the web customization tool, see [page 5](#).

(3) To add customized markings on these references using the web customization tool, see [page 5](#).

(4) Colored cap to be ordered separately (see [page 90](#)).

(5) Head supplied with 6 different colored caps (white, black, green, red, yellow, or blue) not fitted.

(6) For legend ordering information, see [page 102](#).



XB5AA31



XB5AA51C0



ZB5AA0



ZB5AA5



ZB5AA48



ZB5CA5

Assembly of other products using:
 Body/contact assemblies: see [page 78](#)
 Accessories: see [page 90](#)

Control and signaling units

Harmony XB5, plastic

Spring return pushbuttons, unmarked



ZB5AA16



ZB5AA46C0



ZB5CA16

Pushbuttons with recessed push (1)

High guard

Shape of head	Type of push	Color	Reference		Weight kg/lb
			For black bezel	For gray bezel (2)	

Heads only, circular (3)

	Recessed (high guard)	White	ZB5AA16	ZB5AA16C0	0.020/0.044
		Black	ZB5AA26	ZB5AA26C0	0.020/0.044
		Green	ZB5AA36	ZB5AA36C0	0.020/0.044
		Red	ZB5AA46	ZB5AA46C0	0.020/0.044
		Yellow	ZB5AA56	ZB5AA56C0	0.020/0.044
		Blue	ZB5AA66	ZB5AA66C0	0.020/0.044

Heads only, square (3)




	Recessed (high guard)	White	ZB5CA16	–	0.012/0.026
		Black	ZB5CA26	–	0.012/0.026
		Green	ZB5CA36	–	0.012/0.026
		Red	ZB5CA46	–	0.012/0.026
		Yellow	ZB5CA56	–	0.012/0.026
		Blue	ZB5CA66	–	0.012/0.026

(1) For recommended maximum number of contacts constituting the body (fixing collar and contact) associated with the head, see [page 22](#).

(2) For white color plated bezel replace C0 with C1, and for other color plated bezels using the web customization tool, see [page 5](#).

(3) To add customized markings on these references using the web customization tool, see [page 5](#).

Assembly of other products using:
 Body/contact assemblies: see [page 78](#)
 Accessories: see [page 90](#)

Pushbuttons with projecting push ⁽¹⁾							
Screw clamp terminal connections (Schneider Electric anti-loosening system)							
Shape of head	Type of push	Type of contact		Color of push	Reference		Weight kg/lb
		NO	NC		For black bezel	For gray bezel ⁽²⁾	
Complete units ⁽³⁾							
	Projecting	–	1	Red	XB5AL42 (ZB5AZ102 + ZB5AL4)	XB5AL42C0 (ZB5AZ102 + ZB5AL4C0)	0.038/0.084
Heads only, circular ⁽³⁾							
	Projecting			White	ZB5AL1	ZB5AL1C0	0.019/0.042
				Black	ZB5AL2	ZB5AL2C0	0.019/0.042
				Green	ZB5AL3	ZB5AL3C0	0.019/0.042
				Red	ZB5AL4	ZB5AL4C0	0.019/0.042
				Yellow	ZB5AL5	ZB5AL5C0	0.019/0.042
				Blue	ZB5AL6	ZB5AL6C0	0.019/0.042
Heads only, square							
	Projecting			White	ZB5CL1	–	0.021/0.046
				Black	ZB5CL2	–	0.021/0.046
				Green	ZB5CL3	–	0.021/0.046
				Red	ZB5CL4	–	0.021/0.046
				Yellow	ZB5CL5	–	0.021/0.046
				Blue	ZB5CL6	–	0.021/0.046

(1) For recommended maximum number of contacts constituting the body (fixing collar and contact) associated with the head, see [page 22](#).

(2) For white color plated bezel replace C0 with C1, and for other color plated bezels using the web customization tool, see [page 5](#).

(3) To add customized markings on these references using the web customization tool, see [page 5](#).

101285

XB5AL42

XB5_633_CPMF518066

XB5AL42C0

101329

ZB5AL3





XB5_633_CPMF518338

ZB5AL6C0

110280

ZB5CL1

Assembly of other products using:
 Body/contact assemblies: see page 78
 Combined sub-assemblies: see page 85
 Accessories: see page 90

Pushbuttons with booted head ⁽¹⁾							
Screw clamp terminal connections (Schneider Electric anti-loosening system)							
Shape of head	Type of push	Type of contact		Color of push	Reference		Weight kg/lb
		NO	NC		For black bezel	For gray bezel ⁽²⁾	
Complete units ⁽³⁾							
	Booted, clear silicone (color of push unobscured)	1	–	Black	XB5AP21 (ZB5AZ101 + ZB5AP2)	XB5AP21C0	0.039/0.086
				Green	XB5AP31 (ZB5AZ101 + ZB5AP3)	XB5AP31C0	0.039/0.086
				Yellow	XB5AP51 (ZB5AZ101 + ZB5AP5)	XB5AP51C0	0.039/0.086
				Blue	XB5AP61 (ZB5AZ101 + ZB5AP6)	XB5AP61C0	0.039/0.086
		–	1	Red	XB5AP42 (ZB5AZ102 + ZB5AP4)	–	0.039/0.086
Silicone booted heads only, with increased protection (IP69K)							
	Flush	Clear boot ⁽⁴⁾ For insertion of protected legend within head ⁽⁵⁾	White	ZB5AP18 ⁽³⁾	–	0.023/0.051	
			Green	ZB5AP38	–	0.023/0.051	
			Red	ZB5AP48 ⁽³⁾	–	0.023/0.051	
			Yellow	ZB5AP58	–	0.023/0.051	
			Blue	ZB5AP68 ⁽³⁾	–	0.023/0.051	
	Projecting	Clear boot ⁽³⁾ / ⁽⁴⁾	White	ZB5AP1	–	0.014/0.031	
			Black	ZB5AP2	–	0.014/0.031	
			Green	ZB5AP3	–	0.014/0.031	
			Red	ZB5AP4	–	0.014/0.031	
			Yellow	ZB5AP5	–	0.014/0.031	
			Blue	ZB5AP6	–	0.014/0.031	
			Silicone booted heads only, standard for mouting with legend holder (IP66)				
	Flush	Colored boot ⁽³⁾ / ⁽⁶⁾	White	ZB5AP1S	–	0.021/0.046	
			Black	ZB5AP2S	–	0.021/0.046	
			Green	ZB5AP3S	–	0.021/0.046	
			Red	ZB5AP4S	–	0.021/0.046	
			Yellow	ZB5AP5S	–	0.021/0.046	
			Blue	ZB5AP6S	–	0.021/0.046	
	Clear membrane ⁽⁶⁾ For insertion of protected legend within head ⁽⁵⁾	White	ZB5AP183	–	0.010/0.022		
		Green	ZB5AP383	–	0.010/0.022		
		Red	ZB5AP483	–	0.010/0.022		
		Yellow	ZB5AP583 ⁽³⁾	–	0.010/0.022		
		Blue	ZB5AP683	–	0.010/0.022		

(1) For recommended maximum number of contacts constituting the body (fixing collar and contact) associated with the head, see page 22.


(2) For white color plated bezel replace C0 with C1, and for other color plated bezels using the web customization tool, see page 5.

(3) To add customized markings on these references using the web customization tool, see page 5.

(4) Permissible panel thickness 1 to 5 mm/0.039 to 0.197 in., cannot be used with legend holders.

(5) To order a legend for insertion within the head, see page 102.

(6) For replacement of silicone protection element without dismantling head, see page 94.



XB5AP51



XB5AP61C0



ZB5AP4



ZB5AP2S



ZB5AP383

Assembly of other products using:
 Body/contact assemblies: see page 78
 Accessories: see page 90

Pushbuttons with flush or projecting push (1)								
Screw clamp terminal connections (Schneider Electric anti-loosening system)								
Shape of head	Type of push	Type of contact		Marking Text (color)	Color of push	Reference		Weight kg/lb
		NO	NC			For black bezel	For gray bezel (2)	
Complete units (3)								
	Flush	1	–	"I" (white)	Green	XB5AA3311 (ZB5AZ101 + ZB5AA331)	XB5AA3311C0 (ZB5AZ101 + ZB5AA331C0)	0.037/0.082
	Flush	–	1	"O" (white)	Red	XB5AA4322 (ZB5AZ102 + ZB5AA432)	XB5AA4322C0 (ZB5AZ102 + ZB5AA432C0)	0.037/0.082
	Projecting	–	1	"O" (white)	Red	XB5AL4322 (ZB5AZ102 + ZB5AL432)	–	0.037/0.082
	Flush (4)	1	–	↑ (black)	White	XB5AA3341 (ZB5AZ101 + ZB5AA334)	XB5AA3341C0 (ZB5AZ101 + ZB5AA334C0)	0.037/0.082
	Flush (4)	1	–	↓ (white)	Black	XB5AA3351 (ZB5AZ101 + ZB5AA335)	XB5AA3351C0 (ZB5AZ101 + ZB5AA335C0)	0.037/0.082
Heads only, circular (3)								
	Flush			"I" (white)	Green	ZB5AA331	ZB5AA331C0	0.018/0.040
				"I" (black)	White	ZB5AA131	ZB5AA131C0	0.018/0.040
				"II" (white)	Green	ZB5AA336	–	0.018/0.040
				"II" (black)	White	ZB5AA136	–	0.018/0.040
				"START" (white)	Green	ZB5AA333	ZB5AA333C0	0.018/0.040
				"START" (black)	White	ZB5AA133	–	0.018/0.040
				"ON" (white)	Green	ZB5AA341	–	0.018/0.040
				"ON" (black)	White	ZB5AA141	–	0.018/0.040
				"MARCHE" (white)	Green	ZB5AA342	–	0.018/0.040
				"MARCHE" (black)	White	ZB5AA142	–	0.018/0.040
				(white)	Black	ZB5AA245	–	0.018/0.040
				(black)	White	ZB5AA145	–	0.018/0.040
				"O" (white)	Red	ZB5AA432	ZB5AA432C0	0.018/0.040
					Black	ZB5AA232	–	0.018/0.040
				"ARRET" (white)	Red	ZB5AA433	–	0.018/0.040
					Black	ZB5AA233	–	0.018/0.040
				"STOP" (white)	Red	ZB5AA434	ZB5AA434C0	0.018/0.040
					Black	ZB5AA234	–	0.018/0.040
				"OFF" (white)	Red	ZB5AA435	–	0.018/0.040
					Black	ZB5AA235	–	0.018/0.040
				UP (black)	White	ZB5AA343	–	0.018/0.040
				DOWN (white)	Black	ZB5AA344	–	0.018/0.040
				↑ (black) (4)	White	ZB5AA334	ZB5AA334C0	0.018/0.040
				↓ (white) (4)	Black	ZB5AA335	ZB5AA335C0	0.018/0.040
Heads only, square								
	Flush (4)			"I" (white)	Green	ZB5CA331	–	0.019/0.042
				"O" (white)	Red	ZB5CA432	–	0.019/0.042
				"+" (white)	Black	ZB5CA2934	–	0.019/0.042
				↑ (white)	Black	ZB5CA2912	–	0.019/0.042
				"R" (white)	Blue	ZB5CA6939	–	0.019/0.042
Heads only, circular (3)								
	Projecting (4)			"O" (white)	Red	ZB5AL432	ZB5AL432C0	0.019/0.042
					Black	ZB5AL232	–	0.019/0.042
				"ARRET" (white)	Red	ZB5AL433	–	0.019/0.042
					Black	ZB5AL233	–	0.019/0.042
				"STOP" (white)	Red	ZB5AL434	–	0.019/0.042
					Black	ZB5AL234	–	0.019/0.042
				"OFF" (white)	Red	ZB5AL435	–	0.019/0.042
					Black	ZB5AL235	–	0.019/0.042

(1) For recommended maximum number of contacts constituting the body (fixing collar and contact) associated with the head, see page 22.

(2) For white color plated bezel replace C0 with C1, and for other color plated bezels using the web customization tool, see page 5.

(3) To add customized markings on these references using the web customization tool, see page 5.

(4) Product supplied with cap not clipped in, allowing orientation through 360° in 90° steps.

101276



XB5AA4322

XB5_633_CPWF518596



XB5AA3351C0

101307



ZB5AA331

101308



ZB5AA432

110316



ZB5CA432

101328





ZB5AL232

Assembly of other products using:
 Body/contact assemblies: see [page 78](#)
 Accessories: see [page 90](#)

Illuminated pushbuttons with flush push (1)
Screw clamp terminal connections (Schneider Electric anti-loosening system)

Shape of head	Description	Type of contact		Supply voltage V	Color of push	Reference		Weight kg/lb
		NO	NC			For black bezel	For gray bezel (2)	

Complete units - With plain lens

	Integral LED Protected LED	1	1	24 ~ 50/60 Hz	White	XB5AW31B5 (ZB5AW0B15 + ZB5AW313)	XB5AW31B5C0 (ZB5AW0B15 + ZB5AW313C0)	0.056/0.123	
					Green	XB5AW33B5 (ZB5AW0B35 + ZB5AW333)	XB5AW33B5C0 (ZB5AW0B35 + ZB5AW333C0)		0.056/0.123
				110...120 ~ 50/60 Hz	Red	XB5AW34B5 (ZB5AW0B45 + ZB5AW343)	XB5AW34B5C0 (ZB5AW0B45 + ZB5AW343C0)	0.056/0.123	
					Orange	XB5AW35B5 (ZB5AW0B55 + ZB5AW353)	XB5AW35B5C0 (ZB5AW0B55 + ZB5AW353C0)		0.056/0.123
					Blue	XB5AW36B5 (ZB5AW0B65 + ZB5AW363)	XB5AW36B5C0 (ZB5AW0B65 + ZB5AW363C0)		0.056/0.123
					White	XB5AW31G5 (ZB5AW0G15 + ZB5AW313)	XB5AW31G5C0 (ZB5AW0G15 + ZB5AW313C0)		0.056/0.123
				230...240 ~ 50/60 Hz	Green	XB5AW33G5 (ZB5AW0G35 + ZB5AW333)	XB5AW33G5C0 (ZB5AW0G35 + ZB5AW333C0)	0.056/0.123	
					Red	XB5AW34G5 (ZB5AW0G45 + ZB5AW343)	XB5AW34G5C0 (ZB5AW0G45 + ZB5AW343C0)		0.056/0.123
					Orange	XB5AW35G5 (ZB5AW0G55 + ZB5AW353)	XB5AW35G5C0 (ZB5AW0G55 + ZB5AW353C0)		0.056/0.123
					Blue	XB5AW36G5 (ZB5AW0G65 + ZB5AW363)	XB5AW36G5C0 (ZB5AW0G65 + ZB5AW363C0)		0.056/0.123
					White	XB5AW31M5 (ZB5AW0M15 + ZB5AW313)	XB5AW31M5C0 (ZB5AW0M15 + ZB5AW313C0)		0.056/0.123
					Green	XB5AW33M5 (ZB5AW0M35 + ZB5AW333)	XB5AW33M5C0 (ZB5AW0M35 + ZB5AW333C0)		0.056/0.123
		Red	XB5AW34M5 (ZB5AW0M45 + ZB5AW343)	XB5AW34M5C0 (ZB5AW0M45 + ZB5AW343C0)	0.056/0.123				
		Orange	XB5AW35M5 (ZB5AW0M55 + ZB5AW353)	XB5AW35M5C0 (ZB5AW0M55 + ZB5AW353C0)	0.056/0.123				
		Blue	XB5AW36M5 (ZB5AW0M65 + ZB5AW363)	XB5AW36M5C0 (ZB5AW0M65 + ZB5AW363C0)	0.056/0.123				









(1) For recommended maximum number of contacts constituting the body (fixing collar and contact) associated with the head, see [page 22](#)

(2) For white color plated bezel replace C0 with C1, and for other color plated bezels using the web customization tool, see [page 5](#).

(3) To add customized markings on these references using the web customization tool, see [page 5](#).

Assembly of other products using:
 Combined sub-assemblies: see page 85
 Accessories: see page 90



Illuminated pushbuttons with flush push (1)					
Shape of head	Type of push	Color	Reference		Weight kg/lb
			For black bezel	For gray bezel (2)	
Heads only, circular (3) - With plain lens (4)					
 Protected LED	Flush	White	ZB5AW313	ZB5AW313C0	0.017/0.037
		Green	ZB5AW333	ZB5AW333C0	0.017/0.037
		Red	ZB5AW343	ZB5AW343C0	0.017/0.037
		Orange	ZB5AW353	ZB5AW353C0	0.017/0.037
		Yellow	ZB5AW383	ZB5AW383C0	0.017/0.037
		Blue	ZB5AW363	ZB5AW363C0	0.017/0.037
 Protected LED	Flush with illuminated ring	White	ZB5AW913	–	0.016/0.035
		Green	ZB5AW933	–	0.016/0.035
		Red	ZB5AW943	–	0.016/0.035
		Orange	ZB5AW953	–	0.016/0.035
		Yellow	ZB5AW983	–	0.016/0.035
		Blue	ZB5AW963	–	0.016/0.035
 Protected LED	Flush with clear boot (IP67)	White	ZB5AW513	ZB5AW513C0	0.019/0.042
		Green	ZB5AW533	ZB5AW533C0	0.019/0.042
		Red	ZB5AW543	ZB5AW543C0	0.019/0.042
		Orange	ZB5AW553	ZB5AW553C0	0.019/0.042
		Yellow	ZB5AW583	ZB5AW583C0	0.019/0.042
		Blue	ZB5AW563	ZB5AW563C0	0.019/0.042
 Protected LED	Flush for insertion of legend (5) (IP69 K)	White	ZB5AA18	ZB5AA18C0	0.018/0.040
		Green	ZB5AA38	ZB5AA38C0	0.018/0.040
		Red	ZB5AA48	ZB5AA48C0	0.018/0.040
		Orange	ZB5AA58	ZB5AA58C0	0.018/0.040
		Yellow	ZB5AA88	ZB5AA88C0	0.018/0.040
		Blue	ZB5AA68	ZB5AA68C0	0.018/0.040
 Protected LED	Illuminated flush pushbutton head, with set of 6 colored caps	6 colors	ZB5AA98	–	0.018/0.040
Heads only, circular (3) - With grooved lens (6) (4)					
 Protected LED	Flush	White	ZB5AW313S	ZB5AW313SC0	0.017/0.037
		Green	ZB5AW333S	ZB5AW333SC0	0.017/0.037
		Red	ZB5AW343S	ZB5AW343SC0	0.017/0.037
		Orange	ZB5AW353S	ZB5AW353SC0	0.017/0.037
		Yellow	ZB5AW383S	ZB5AW383SC0	0.017/0.037
		Blue	ZB5AW363S	ZB5AW363SC0	0.017/0.037
Heads only, square (3)					
 Protected LED	Flush (legend can be inserted)	White	ZB5CW313	–	0.023/0.051
		Green	ZB5CW333	–	0.023/0.051
		Red	ZB5CW343	–	0.023/0.051
		Orange	ZB5CW353	–	0.023/0.051
		Blue	ZB5CW363	–	0.023/0.051
 Protected LED	Flush (high guard)	White	ZB5CW3136	–	0.014/0.031
		Green	ZB5CW3336	–	0.014/0.031
		Red	ZB5CW3436	–	0.014/0.031
		Orange	ZB5CW3536	–	0.014/0.031
		Blue	ZB5CW3636	–	0.014/0.031

(1) For recommended maximum number of contacts constituting the body (fixing collar and contact) associated with the head, see page 22.

(2) For white color plated bezel replace C0 with C1, and for other color plated bezels using the web customization tool, see page 5.

(3) For use with bodies comprising a light source with integral LED only.

(4) To add customized markings on these references using the web customization tool, see page 5.

(5) For legend ordering information, see page 102.

(6) For use in bright ambient light conditions (for example, outdoors in sunlight).

Assembly of other products using:
 Combined sub-assemblies: see [page 85](#)
 Accessories: see [page 90](#)



ZB5AW143






ZB5AW183C0



ZB5CW143

Illuminated pushbuttons with projecting push (1)

Shape of head	Type of push	Color	Reference		Weight kg/lb
			For black bezel	For gray bezel (2)	
Heads only, circular (3) - With plain lens (4)					
	Projecting	White	ZB5AW113	ZB5AW113C0	0.018/0.040
		Green	ZB5AW133	ZB5AW133C0	0.018/0.040
		Red	ZB5AW143	ZB5AW143C0	0.018/0.040
		Orange	ZB5AW153	ZB5AW153C0	0.018/0.040
		Yellow	ZB5AW183	ZB5AW183C0	0.018/0.040
		Blue	ZB5AW163	ZB5AW163C0	0.018/0.040
Heads only, circular (3) - With grooved lens (5)					
	Projecting	White	ZB5AW113S	–	0.017/0.037
		Green	ZB5AW133S	ZB5AW133SC0	0.017/0.037
		Red	ZB5AW143S	–	0.017/0.037
		Orange	ZB5AW153S	–	0.017/0.037
		Yellow	ZB5AW183S	ZB5AW183SC0	0.017/0.037
		Blue	ZB5AW163S	–	0.017/0.037
Heads only, square (3)					
	Projecting (legend can be inserted)	White	ZB5CW113	–	0.024/0.053
		Green	ZB5CW133	–	0.024/0.053
		Red	ZB5CW143	–	0.024/0.053
		Orange	ZB5CW153	–	0.024/0.053
		Blue	ZB5CW163	–	0.024/0.053

(1) For recommended maximum number of contacts constituting the body (fixing collar and contact) associated with the head, see [page 22](#).

(2) For white color plated bezel replace C0 with C1, and for other color plated bezels using the web customization tool, see [page 5](#).

(3) For use with bodies comprising a light source with integral LED only.

(4) To add customized markings on these references using the web customization tool, see [page 5](#).

(5) For use in bright ambient light conditions (for example, outdoors in sunlight).

Assembly of other products using:
Combined sub-assemblies: see page 85
Accessories: see page 90

Illuminated pushbuttons with flush push (1)								
Screw clamp terminal connections (Schneider Electric anti-loosening system)								
Shape of head	Description	Type of contact		Supply voltage V	Color of push	Reference		Weight kg/lb
		NO	NC			For black bezel	For gray bezel (2)	



XB5AW3465



XB5AW3335



ZB5AW33

Complete units - With plain lens (3)										
	Direct supply for bulb with BA 9s base fitting, 2.4 W max. (bulb not included)	1	1	≤ 250	White	XB5AW3165	–	0.057/0.126		
						(ZB5AW065 + ZB5AW31)				
						Green	XB5AW3365		–	0.057/0.126
						(ZB5AW065 + ZB5AW33)				
	Via integral transformer 1.2 VA, 6 V secondary, incandescent bulb with BA 9s base fitting (bulb included)	1	1	110...120 ~ 50/60 Hz	White	XB5AW3135	–	0.128/0.282		
						(ZB5AW035 + ZB5AW31)				
						Green	XB5AW3335		–	0.128/0.282
						(ZB5AW035 + ZB5AW33)				
	Via integral transformer 1.2 VA, 6 V secondary, incandescent bulb with BA 9s base fitting (bulb included)	1	1	230 ~ 50 Hz 220...240 ~ 60 Hz	White	XB5AW3145	–	0.129/0.284		
						(ZB5AW045 + ZB5AW31)				
						Green	XB5AW3345		–	0.129/0.284
						(ZB5AW045 + ZB5AW33)				
	Via integral transformer 1.2 VA, 6 V secondary, incandescent bulb with BA 9s base fitting (bulb included)	1	1	230 ~ 50 Hz 220...240 ~ 60 Hz	Red	XB5AW3445	–	0.129/0.284		
						(ZB5AW045 + ZB5AW34)				
	Via integral transformer 1.2 VA, 6 V secondary, incandescent bulb with BA 9s base fitting (bulb included)	1	1	230 ~ 50 Hz 220...240 ~ 60 Hz	Orange	XB5AW3545	–	0.129/0.284		
						(ZB5AW045 + ZB5AW35)				

Heads only (4) - With plain lens (3)										
	Flush				White	ZB5AW31	ZB5AW31C0	0.018/0.040		
						Green	ZB5AW33		ZB5AW33C0	0.018/0.040
						Red	ZB5AW34		ZB5AW34C0	0.018/0.040
						Orange	ZB5AW35		ZB5AW35C0	0.018/0.040
						Blue	ZB5AW36		ZB5AW36C0	0.018/0.040
						Clear	ZB5AW37		ZB5AW37C0	0.018/0.040

Heads only (4) - With grooved lens (5) (3)										
	Flush				White	ZB5AW31S	–	0.018/0.040		
						Green	ZB5AW33S		ZB5AW33SC0	0.018/0.040
						Red	ZB5AW34S		–	0.018/0.040
						Orange	ZB5AW35S		–	0.018/0.040
						Blue	ZB5AW36S		–	0.018/0.040
						Clear	ZB5AW37S		–	0.018/0.040

(1) For recommended maximum number of contacts constituting the body (fixing collar and contact) associated with the head, see page 22.
 (2) For white color plated bezel replace C0 with C1, and for other color plated bezels using the web customization tool, see page 5.
 (3) To add customized markings on these references using the web customization tool, see page 5.
 (4) For use with bodies comprising a light source with BA9s base fitting bulb (incandescent, neon, or LED) only.
 (5) For use in bright ambient light conditions (for example, outdoors in sunlight).

Assembly of other products using:
 Combined sub-assemblies: see [page 85](#)
 Accessories: see [page 90](#)

Control and signaling units

Harmony XB5, plastic
 Illuminated pushbuttons, spring return,
 with BA 9s base fitting

XB5_633_CP0DA2016094





ZB5AW13

XB5_633_CP0MFS18386



ZB5AW16C0

Illuminated pushbuttons with projecting push ⁽¹⁾

Shape of head	Type of push	Color	Reference		Weight kg/lb
			For black bezel	For gray bezel ⁽²⁾	
Heads only ⁽³⁾ - With plain lens ⁽⁴⁾					
	Projecting	White	ZB5AW11	ZB5AW11C0	0.017/0.037
		Green	ZB5AW13	ZB5AW13C0	0.017/0.037
		Red	ZB5AW14	ZB5AW14 C0	0.017/0.037
		Orange	ZB5AW15	ZB5AW15C0	0.017/0.037
		Blue	ZB5AW16	ZB5AW16C0	0.017/0.037
		Clear	ZB5AW17	ZB5AW17C0	0.017/0.037
Heads only ⁽³⁾ - With grooved lens ⁽⁵⁾					
	Projecting	White	ZB5AW11S	–	0.018/0.040
		Green	ZB5AW13S	–	0.018/0.040
		Red	ZB5AW14S	–	0.018/0.040
		Orange	ZB5AW15S	–	0.018/0.040
		Blue	ZB5AW16S	–	0.018/0.040
		Clear	ZB5AW17S	–	0.018/0.040

⁽¹⁾ For recommended maximum number of contacts constituting the body (fixing collar and contact) associated with the head, see [page 22](#).

⁽²⁾ For white color plated bezel replace C0 with C1, and for other color plated bezels using the web customization tool, see [page 5](#).

⁽³⁾ For use with bodies comprising a light source with BA9s base fitting bulb (incandescent, neon, or LED) only.

⁽⁴⁾ To add customized markings on these references using the web customization tool, see [page 5](#).

⁽⁵⁾ For use in bright ambient light conditions (for example, outdoors in sunlight).

Assembly of other products using:
 Body/contact assemblies: see page 78
 Accessories: see page 90

Control and signaling units

Harmony XB5, plastic

Flush mounted spring return pushbuttons, unmarked

Flush mounted pushbuttons with flush push for Ø 30 mm ⁽¹⁾								
Screw clamp terminal connections (Schneider Electric anti-loosening system)								
Shape of head	Type of push	Type of contact		Marking on bezel Text (color)	Color of push	Reference		Weight kg/lb
		NO	NC			For black bezel	For gray bezel ⁽²⁾	

Complete units ⁽³⁾								
	Flush	1	-	-	White	XB5FA11 (ZB5AZ101 + ZB5FA1)	XB5FA11C0 (ZB5AZ101 + ZB5FA1C0)	0.037/0.082
					Black	XB5FA21 (ZB5AZ101 + ZB5FA2)	XB5FA21C0 (ZB5AZ101 + ZB5FA2C0)	0.037/0.082
					Green	XB5FA31 (ZB5AZ101 + ZB5FA3)	XB5FA31C0 (ZB5AZ101 + ZB5FA3C0)	0.037/0.082
					Yellow	XB5FA51 (ZB5AZ101 + ZB5FA5)	XB5FA51C0 (ZB5AZ101 + ZB5FA5C0)	0.037/0.082
					Blue	XB5FA61 (ZB5AZ101 + ZB5FA6)	XB5FA61C0 (ZB5AZ101 + ZB5FA6C0)	0.037/0.082
					Red	XB5FA42 (ZB5AZ102 + ZB5FA4)	XB5FA42C0 (ZB5AZ102 + ZB5FA4C0)	0.037/0.082


Heads only, circular ⁽³⁾								
	Without cap ⁽⁴⁾					ZB5FA0	ZB5FA0C0	0.022/0.049
	Flush, with set of 6 colored caps				6 colors ⁽⁵⁾	ZB5FA9	ZB5FA9C0	0.027/0.060
	Flush				White	ZB5FA1	ZB5FA1C0	0.018/0.040
					Black	ZB5FA2	ZB5FA2C0	0.018/0.040
					Green	ZB5FA3	ZB5FA3C0	0.018/0.040
					Red	ZB5FA4	ZB5FA4C0	0.018/0.040
					Yellow	ZB5FA5	ZB5FA5C0	0.018/0.040
					Blue	ZB5FA6	ZB5FA6C0	0.018/0.040
	Flush with transparent cap for insertion of legend ⁽⁶⁾					ZB5FA8	ZB5FA8C0	0.018/0.040
					White	ZB5FA18	ZB5FA18C0	0.018/0.040
					Green	ZB5FA38	ZB5FA38C0	0.018/0.040
					Red	ZB5FA48	ZB5FA48C0	0.018/0.040
					Yellow	ZB5FA58	ZB5FA58C0	0.018/0.040
					Blue	ZB5FA68	ZB5FA68C0	0.018/0.040

Heads only with marked bezel								
	Flush			"START" (White)	Green	ZB5FA3M33	-	0.018/0.040




Flush mounted pushbutton with recessed push for Ø 30 mm ⁽¹⁾ High guard							
Shape of head	Type of push	Color	Reference		Weight kg/lb		
			For black bezel	For gray bezel ⁽²⁾			

Heads only, circular ⁽³⁾							
	Recessed (high guard)	White	ZB5FA16	ZB5FA16C0	0.020/0.044		
		Black	ZB5FA26	ZB5FA26C0	0.020/0.044		
		Green	ZB5FA36	ZB5FA36C0	0.020/0.044		
		Red	ZB5FA46	ZB5FA46C0	0.020/0.044		
		Yellow	ZB5FA56	ZB5FA56C0	0.020/0.044		
		Blue	ZB5FA66	ZB5FA66C0	0.020/0.044		

(1) For recommended maximum number of contacts constituting the body (fixing collar and contact) associated with the head, see page 22.
 (2) For white color plated bezel replace C0 with C1, and for other color plated bezels using the web customization tool, see page 5.
 (3) To add customized markings on these references using the web customization tool, see page 5.
 (4) Colored cap to be ordered separately (see page 90).
 (5) Head supplied with 6 different colored caps (white, black, green, red, yellow, or blue) not fitted.
 (6) For legend ordering information, see page 105.



Assembly of other products using:
 Body/contact assemblies: see page 78
 Accessories: see page 90

Flush mounted pushbuttons with projecting push for Ø 30 mm ⁽¹⁾								
Screw clamp terminal connections (Schneider Electric anti-loosening system)								
Shape of head	Type of push	Type of contact		Marking on bezel Text (color)	Color of push	Reference		Weight kg/lb
		NO	NC			For black bezel	For gray bezel ⁽²⁾	
Complete units ⁽³⁾								
	Projecting	–	1		Red	XB5FL42 (ZB5AZ102 + ZB5FL4)	XB5FL42C0 (ZB5AZ102 + ZB5FL4C0)	0.038/0.084
Heads only, circular ⁽³⁾								
	Projecting				White	ZB5FL1	–	0.019/0.042
					Black	ZB5FL2	ZB5FL2C0	0.019/0.042
					Green	ZB5FL3	ZB5FL3C0	0.019/0.042
					Red	ZB5FL4	ZB5FL4C0	0.019/0.042
					Yellow	ZB5FL5	ZB5FL5C0	0.019/0.042
					Blue	ZB5FL6	ZB5FL6C0	0.019/0.042
Heads only with marked bezel								
	Projecting			"STOP" (White)	Red	ZB5FL4M34	–	0.019/0.042

⁽¹⁾ For recommended maximum number of contacts constituting the body (fixing collar and contact) associated with the head, see page 22.

⁽²⁾ For white color plated bezel replace C0 with C1, and for other color plated bezels using the web customization tool, see page 5.

⁽³⁾ To add customized markings on these references using the web customization tool, see page 5.

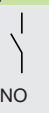












Control and signaling units

Harmony XB5, plastic

Flush mounted spring return pushbuttons, with marking

Assembly of other products using:
 Body/contact assemblies: see page 78
 Accessories: see page 90

Flush mounted pushbuttons with flush or projecting push for Ø 30 mm ⁽¹⁾								
Screw clamp terminal connections (Schneider Electric anti-loosening system)								
Shape of head	Type of push	Type of contact		Marking Text (color)	Color of push	Reference		Weight kg/lb
						For black bezel	For gray bezel ⁽²⁾	
Complete units ⁽³⁾								
	Flush	1	–	"I" (white)	Green	XB5FA3311 (ZB5AZ101 + ZB5FA331)	XB5FA3311C0 (ZB5AZ101 + ZB5FA331C0)	0.037/0.082
	Flush	–	1	"O" (white)	Red	XB5FA4322 (ZB5AZ102 + ZB5FA432)	XB5FA4322C0 (ZB5AZ102 + ZB5FA432C0)	0.037/0.082
	Projecting	–	1	"O" (white)	Red	XB5FL4322 (ZB5AZ102 + ZB5FL432)	–	0.037/0.082
	Flush ⁽⁴⁾	1	–	↑ (black)	White	XB5FA3341 (ZB5AZ101 + ZB5FA334)	XB5FA3341C0 (ZB5AZ101 + ZB5FA334C0)	0.037/0.082
	Flush ⁽⁴⁾	1	–	↓ (white)	Black	XB5FA3351 (ZB5AZ101 + ZB5FA335)	XB5FA3351C0 (ZB5AZ101 + ZB5FA335C0)	0.037/0.082
Heads only, circular ⁽³⁾								
	Flush			"I" (white)	Green	ZB5FA331	ZB5FA331C0	0.018/0.040
				"I" (black)	White	ZB5FA131	–	0.018/0.040
				"II" (white)	Green	ZB5FA336	–	0.018/0.040
				"II" (black)	White	ZB5FA136	–	0.018/0.040
				"START" (white)	Green	ZB5FA333	–	0.018/0.040
				"START" (black)	White	ZB5FA133	–	0.018/0.040
				"ON" (white)	Green	ZB5FA341	–	0.018/0.040
				"ON" (black)	White	ZB5FA141	–	0.018/0.040
				"MARCHE" (white)	Green	ZB5FA342	–	0.018/0.040
				"MARCHE" (black)	White	ZB5FA142	–	0.018/0.040
				 (white)	Black	ZB5FA245	–	0.018/0.040
				 (black)	White	ZB5FA145	–	0.018/0.040
				"O" (white)	Red	ZB5FA432	ZB5FA432C0	0.018/0.040
					Black	ZB5FA232	–	0.018/0.040
				"ARRET" (white)	Red	ZB5FA433	–	0.018/0.040
					Black	ZB5FA233	–	0.018/0.040
				"STOP" (white)	Red	ZB5FA434	ZB5FA434C0	0.018/0.040
					Black	ZB5FA234	–	0.018/0.040
				"OFF" (white)	Red	ZB5FA435	–	0.018/0.040
					Black	ZB5FA235	–	0.018/0.040
			UP (black)	White	ZB5FA343	–	0.018/0.040	
			DOWN (white)	Black	ZB5FA344	–	0.018/0.040	
			↑ (black) ⁽²⁾	White	ZB5FA334	ZB5FA334C0	0.018/0.040	
			↓ (white) ⁽²⁾	Black	ZB5FA335	ZB5FA335C0	0.018/0.040	
Heads only, circular ⁽³⁾								
	Projecting ⁽⁴⁾			"O" (white)	Red	ZB5FL432	ZB5FL432C0	0.019/0.042
					Black	ZB5FL232	–	0.019/0.042
				"ARRET" (white)	Red	ZB5FL433	–	0.019/0.042
				"STOP" (white)	Red	ZB5FL434	–	0.019/0.042
					Black	ZB5FL234	–	0.019/0.042
				"OFF" (white)	Red	ZB5FL435	–	0.019/0.042
				Black	ZB5FL235	–	0.019/0.042	

(1) For recommended maximum number of contacts constituting the body (fixing collar and contact) associated with the head, see page 22.

(2) For white color plated bezel replace C0 with C1, and for other color plated bezels using the web customization tool, see page 5.

(3) To add customized markings on these references using the web customization tool, see page 5

(4) Product supplied with cap not clipped in, allowing orientation through 360° in 90° steps.



Assembly of other products using:
 Body/contact assemblies: see page 78
 Accessories: see page 90

Control and signaling units

Harmony XB5, plastic

Flush mounted illuminated pushbuttons, spring return, with integral LED



Flush mounted illuminated pushbuttons with flush push for Ø 30 mm (1)								
Screw clamp terminal connections (Schneider Electric anti-loosening system)								
Shape of head	Description	Type of contact		Supply voltage V	Color of push	Reference		Weight kg/lb
		NO	NC			For black bezel	For gray bezel (2)	
Complete units - With plain lens (2)(3)								
	Integral LED	1	1	24 ~ 50/60 Hz	White	XB5FW31B5 (ZB5AW0B15 + ZB5FW313)	XB5FW31B5C0 (ZB5AW0B15 + ZB5FW313C0)	0.056/0.123
					Green	XB5FW33B5 (ZB5AW0B35 + ZB5FW333)	XB5FW33B5C0 (ZB5AW0B35 + ZB5FW333C0)	0.056/0.123
					Red	XB5FW34B5 (ZB5AW0B45 + ZB5FW343)	XB5FW34B5C0 (ZB5AW0B45 + ZB5FW343C0)	0.056/0.123
					Orange	XB5FW35B5 (ZB5AW0B55 + ZB5FW353)	XB5FW35B5C0 (ZB5AW0B55 + ZB5FW353C0)	0.056/0.123
					Blue	XB5FW36B5 (ZB5AW0B65 + ZB5FW363)	XB5FW36B5C0 (ZB5AW0B65 + ZB5FW363C0)	0.056/0.123
					110...120 ~ 50/60 Hz	White	XB5FW31G5 (ZB5AW0G15 + ZB5FW313)	XB5FW31G5C0 (ZB5AW0G15 + ZB5FW313C0)
				Green	XB5FW33G5 (ZB5AW0G35 + ZB5FW333)	XB5FW33G5C0 (ZB5AW0G35 + ZB5FW333C0)	0.056/0.123	
				Red	XB5FW34G5 (ZB5AW0G45 + ZB5FW343)	XB5FW34G5C0 (ZB5AW0G45 + ZB5FW343C0)	0.056/0.123	
				Orange	XB5FW35G5 (ZB5AW0G55 + ZB5FW353)	XB5FW35G5C0 (ZB5AW0G55 + ZB5FW353C0)	0.056/0.123	
				Blue	XB5FW36G5 (ZB5AW0G65 + ZB5FW363)	XB5FW36G5C0 (ZB5AW0G65 + ZB5FW363C0)	0.056/0.123	
				230...240 ~ 50/60 Hz	White	XB5FW31M5 (ZB5AW0M15 + ZB5FW313)	XB5FW31M5C0 (ZB5AW0M15 + ZB5FW313C0)	0.056/0.123
				Green	XB5FW33M5 (ZB5AW0M35 + ZB5FW333)	XB5FW33M5C0 (ZB5AW0M35 + ZB5FW333C0)	0.056/0.123	
				Red	XB5FW34M5 (ZB5AW0M45 + ZB5FW343)	XB5FW34M5C0 (ZB5AW0M45 + ZB5FW343C0)	0.056/0.123	
				Orange	XB5FW35M5 (ZB5AW0M55 + ZB5FW353)	XB5FW35M5C0 (ZB5AW0M55 + ZB5FW353C0)	0.056/0.123	
				Blue	XB5FW36M5 (ZB5AW0M65 + ZB5FW363)	XB5FW36M5C0 (ZB5AW0M65 + ZB5FW363C0)	0.056/0.123	

(1) For recommended maximum number of contacts constituting the body (fixing collar and contact) associated with the head, see page 22.

(2) For white color plated bezel replace C0 with C1, and for other color plated bezels using the web customization tool, see page 5.

(3) To add customized markings on these references using the web customization tool, see page 5.

Control and signaling units

Harmony XB5, plastic

Flush mounted illuminated pushbuttons, spring return, with integral LED

Assembly of other products using:
 Combined sub-assemblies: see [page 85](#)
 Accessories: see [page 90](#)



Flush mounted illuminated pushbuttons with flush push for Ø 30 mm (continued) (1)						
Shape of head	Type of push	Color	Reference		Weight kg/lb	
			For black bezel	For gray bezel (2)		
Heads only, circular (3) - With plain lens (4)						
	Flush	White	ZB5FW313	ZB5FW313C0	0.017/0.037	
		Green	ZB5FW333	ZB5FW333C0	0.017/0.037	
		Red	ZB5FW343	ZB5FW343C0	0.017/0.037	
		Orange	ZB5FW353	ZB5FW353C0	0.017/0.037	
		Yellow	ZB5FW383	ZB5FW383C0	0.017/0.037	
		Blue	ZB5FW363	ZB5FW363C0	0.017/0.037	
	Flush with illuminated ring	White	ZB5FW913	–	0.016/0.035	
		Green	ZB5FW933	–	0.016/0.035	
		Red	ZB5FW943	–	0.016/0.035	
		Orange	ZB5FW953	–	0.016/0.035	
		Yellow	ZB5FW983	–	0.016/0.035	
		Blue	ZB5FW963	–	0.016/0.035	
	Flush for insertion of legend (5) (IP69 K)	White	ZB5FA18	ZB5FA18C0	0.018/0.040	
		Green	ZB5FA38	ZB5FA38C0	0.018/0.040	
		Red	ZB5FA48	ZB5FA48C0	0.018/0.040	
		Orange	ZB5FA58	ZB5FA58C0	0.018/0.040	
		Blue	ZB5FA68	ZB5FA68C0	0.018/0.040	


(1) For recommended maximum number of contacts constituting the body (fixing collar and contact) associated with the head, see [page 22](#).
 (2) For white color plated bezel replace C0 with C1, and for other color plated bezels using the web customization tool, see [page 5](#).
 (3) For use with bodies comprising a light source with integral LED only.
 (4) To add customized markings on these references using the web customization tool, see [page 5](#).
 (5) For legend ordering information, see [page 105](#).


Assembly of other products using:
 Combined sub-assemblies: see [page 85](#)
 Accessories: see [page 90](#)

Control and signaling units

Harmony XB5, plastic

Flush mounted illuminated pushbuttons, spring return,
 with integral LED



Flush mounted illuminated pushbuttons with projecting push for Ø 30 mm ⁽¹⁾					
Shape of head	Type of push	Color	Reference		Weight kg/lb
			For black bezel	For gray bezel ⁽²⁾	
Heads only, circular ⁽²⁾ - With plain lens ⁽³⁾					
	Projecting	White	ZB5FW113	ZB5FW113C0	0.018/0.040
		Green	ZB5FW133	ZB5FW133C0	0.018/0.040
		Red	ZB5FW143	ZB5FW143C0	0.018/0.040
		Orange	ZB5FW153	ZB5FW153C0	0.018/0.040
		Yellow	ZB5FW183	ZB5FW183C0	0.018/0.040
		Blue	ZB5FW163	ZB5FW163C0	0.018/0.040

⁽¹⁾ For recommended maximum number of contacts constituting the body (fixing collar and contact) associated with the head, see [page 22](#).

⁽²⁾ For white color plated bezel replace C0 with C1, and for other color plated bezels using the web customization tool, see [page 5](#).

⁽³⁾ To add customized markings on these references using the web customization tool, see [page 5](#).

User assembly of other units, using:
 Body-contacts assemblies: see page 78
 Combined sub-assemblies: see page 84

Control and signaling units

Harmony XB5 plastic

Multiple-headed pushbuttons, spring return



XB5AL73415



ZB5AA7121



ZB5AL7341



XB5AW73731M5



ZB5AW7A1721



ZB5AW7A3741

Double-headed pushbuttons (1)						
Screw clamp terminal connections (Schneider Electric anti-loosening system)						
Shape of head	Description	Type of contact		Caps (2)		Reference
		NO	NC	Marking	Background color	

Complete units						
	1 flush push, black 1 projecting push, red	1	1	White "I"	Green	XB5AL73415
				White "0"	Red	

Heads only						
	2 flush push, black			Unmarked	White	ZB5AA7120
				Unmarked	Black	
				Black "I"	White	ZB5AA7121
				White "0"	Black	
				Unmarked	Green	ZB5AA7340
				Unmarked	Red	
				Black "→"	White	ZB5AA7213
				White "←"	Black	
				White "I"	Green	ZB5AA7341
				White "0"	Red	
	1 flush push, black 1 projecting push, red			Without cap (3)		ZB5AA79
				Unmarked	Green	ZB5AL7340
				Unmarked	Red	
White "I"	Green	ZB5AL7341				
White "0"	Red		0.023/0.051			

Double-headed pushbuttons with 1 white central pilot light block (1)						
Screw clamp terminal connections (Schneider Electric anti-loosening system)						
Shape of head	Description	Type of contact		Caps		Pilot light voltage V
		NO	NC	Marking	Background color	

Complete units						
	1 flush push, black 1 projecting push, red 1 central pilot light block, white	1	1	White "I"	Green	24
				White "0"	Red	120
						240
				XB5AW73731B5		0.066/0.146
				XB5AW73731G5		0.066/0.146
				XB5AW73731M5		0.066/0.146



Heads only (5)						
	2 flush push, black 1 central pilot light, clear (4)			Unmarked	White	ZB5AW7A1720
				Unmarked	Black	
				Black "I"	White	ZB5AW7A1721
				White "0"	Black	
				Unmarked	Green	ZB5AW7A3740
				Unmarked	Red	
				White "I"	Green	ZB5AW7A3741
				White "0"	Red	
				Black "↑"	Green	ZB5AW7A1724
				White "↓"	Red	
Black "+"	White	ZB5AW7A1715				
Black "-"	White		0.023/0.051			
	1 flush push, black 1 projecting push, red 1 central pilot light, clear (4)			Without cap (3)		ZB5AW7A9
				Unmarked	Green	ZB5AW7L3740
				Unmarked	Red	
White "I"	Green	ZB5AW7L3741				
White "0"	Red		0.023/0.051			


(1) Recommended maximum number of contacts constituting the body (fixing collar and contact) associated with the head, see page 22.
 (2) These caps are factory assembled and cannot be removed (risk of damage).
 (3) Caps to be ordered separately, see page opposite.
 (4) Color of centrally positioned pilot light determined by the color of the LED incorporated in the body sub-assembly.
 (5) Only for use with bodies comprising a light source with integral LED.

User assembly of other units, using:
 Body-contacts assemblies: see page 78
 Combined sub-assemblies: see page 84

Control and signaling units Ø Harmony XB5 plastic Multiple-headed pushbuttons, spring return

Triple-headed pushbuttons (1) (2)								
Screw clamp terminal connections (Schneider Electric anti-loosening system)								
Shape of head	Description	Type of contact			Caps (3)		Reference	Weight kg/lb
		NO	NC	NO	Marking	Background color		

Complete units								
	2 flush push, black, 1 central projecting push, marked "Stop" in white	1	1	1	White "I"	Green	XB5AA731327	0.063/0.139
					White "II"	Green		
					Black "→"	White	XB5AA711237	0.063/0.139
					White "←"	Black		

Heads only								
	2 flush push, black, 1 central projecting push, red marked "Stop" in white				White "I"	Green	ZB5AA73132	0.023/0.051
					White "II"	Green		
					White "←"	Green		
					White "→"	Green		
					White "↑"	Green		
					White "↓"	Green		
					White "+"	Green		
					White "-"	Green		
					Black "+"	White		
					Black "-"	White		
					Black "→"	White		
					White "←"	Black		
					Black "↑"	White		
					White "↓"	Black		
					White "↑"	Black		
					White "↓"	Black		
					Without cap (4)		ZB5AA791	0.023/0.051

Specific accessories for multiple-headed pushbuttons

Description	Marking	Background color	Sold in lots of	Reference	Weight kg/lb
Caps only for clip-on mounting (5) on: - ZB5AA79 double-headed pushbuttons - ZB5AW7A9 double-headed pushbuttons + central pilot light black - ZB5AA791 triple-headed pushbuttons	Unmarked	White	10	ZBA71	0.010/0.022
	"I" Black		10	ZBA7131	0.010/0.022
	"↑" Black		10	ZBA7134	0.010/0.022
	"+" Black		10	ZBA7138	0.010/0.022
	Unmarked	Black	10	ZBA72	0.010/0.022
	"O" White		10	ZBA7232	0.010/0.022
	"+" White		10	ZBA7233	0.010/0.022
	"↓" White		10	ZBA7235	0.010/0.022
	"I" White		10	ZBA7237	0.010/0.022
	Unmarked	Green	10	ZBA73	0.010/0.022
	"I" White		10	ZBA7331	0.010/0.022
	"+" White		10	ZBA7333	0.010/0.022
	"↓" White		10	ZBA7335	0.010/0.022
	"II" White		10	ZBA7336	0.010/0.022
	Unmarked	Red	10	ZBA74	0.010/0.022
	"O" White		10	ZBA7432	0.010/0.022
	Unmarked	Yellow	10	ZBA75	0.010/0.022
	Unmarked	Blue	10	ZBA76	0.010/0.022

Silicone boots for 2 flush push (6)	-	Clear	10	ZBA708	0.055/0.121
Silicone boots for 3 pushes (6)	-		10	ZBA709	0.055/0.121
Silicone boots for 1 flush push and 1 projecting push (6)	-		10	ZBA710	0.055/0.121

(1) Recommended maximum number of contacts constituting the body (fixing collar and contact) associated with the head, see page 22.
 (2) Not compatible with high power switching contacts and contacts for printed circuit board.
 (3) These caps are factory assembled and cannot be removed (risk of damage).
 (4) Caps to be ordered separately, see accessories on this page.
 (5) Can be clipped-in at 90° steps, through 360°.
 (6) Can be replaced without dismantling the head.



XB5AA731327



ZB5AA73133



ZB5AA71124



ZBA7235



ZBA7331



ZBA7432



ZBA709

References

Assembly of other products using:
 Body/contact assemblies: see [page 78](#)
 Accessories: see [page 90](#)

Control and signaling units

Harmony XB5, plastic

Mushroom head pushbuttons, spring return



XB5AC21



ZB5AC24



ZB5AC2



ZB5AR4



ZB5AR216

Mushroom head pushbuttons ^{(1) (2)}							
Screw clamp terminal connections (Schneider Electric anti-loosening system)							
Shape of head	Type of push	Type of contact		Push	Reference		Weight kg/lb
		NO	NC		Diameter Ø mm/in.	Color	
Complete units							
	Mushroom head	1	–	40/1.575	Black	ZB5AC21 (ZB5AZ101 + ZB5AC2)	0.062/0.137
Heads only							
	Mushroom head			30/1.181	Black	ZB5AC24	0.027/0.060
					Green	ZB5AC34	0.027/0.060
					Red	ZB5AC44	0.027/0.060
					Yellow	ZB5AC54	0.027/0.060
					Blue	ZB5AC64	0.027/0.060
				40/1.575	Black	ZB5AC2	0.046/0.101
					Green	ZB5AC3	0.046/0.101
					Red	ZB5AC4	0.046/0.101
					Yellow	ZB5AC5	0.046/0.101
					Blue	ZB5AC6	0.046/0.101
				60/2.362	Black	ZB5AR2	0.065/0.143
					Green	ZB5AR3	0.065/0.143
					Red	ZB5AR4	0.065/0.143
					Yellow	ZB5AR5	0.065/0.143
					Blue	ZB5AR6	0.065/0.143
				60/2.362 (3)	Black	ZB5AR216	0.048/0.106
				Hemispherical	Green	ZB5AR316	0.048/0.106
					Red	ZB5AR416	0.048/0.106
					Yellow	ZB5AR516	0.048/0.106
					Blue	ZB5AR616	0.048/0.106

(1) These pushbuttons and heads cannot be used for an Emergency stop function. Therefore, it is recommended that a legend with a black or white background is used.

(2) Recommended maximum number of contacts constituting the body (fixing collar and contact) associated with the head, see [page 22](#).

(3) Ergonomic product used in two-handed control applications. Recommended maximum number of contacts constituting the body (fixing collar and contact) associated with the head: 6.

References

Assembly of other products using:
 Body/contact assemblies: see page 78
 Accessories: see page 90

Control and signaling units

Harmony XB5, plastic

Mushroom head pushbuttons, latching

Bellows for harsh environment



ZB5AT2



ZB5AS62



ZB5AS72



ZB5AW733



ZBZ48

Mushroom head pushbuttons (1) (2)

Shape of head	Type of reset	Push Diameter Ø mm/in.	Color	Reference	Weight kg/lb
Heads only					
	Push-pull	30/1.181	Black	ZB5AT24	0.044/0.097
		40/1.575	Black	ZB5AT2	0.049/0.108
		60/2.362	Black	ZB5AX2	0.067/0.148
	Turn to release	30/1.181	Black	ZB5AS42	0.040/0.088
		40/1.575	Black	ZB5AS52	0.044/0.097
		40/1.575	Yellow	ZB5AS55	0.044/0.097
		60/2.362	Black	ZB5AS62	0.064/0.141
	Key release (key no. 455) (2 keys included with head) (3) (5)	30/1.181	Black	ZB5AS72	0.040/0.088
		40/1.575	Black	ZB5AS12 (4)	0.044/0.097
		60/2.362	Black	ZB5AS22	0.064/0.141

Illuminated mushroom head pushbuttons (2)

Shape of head	Type of reset	Push Diameter Ø mm/in.	Color	Reference	Weight kg/lb
Heads only (6)					
	Turn to release	40/1.575	White	ZB5AW713	0.022/0.049
			Green	ZB5AW733	0.022/0.049
			Orange	ZB5AW753	0.022/0.049
			Blue	ZB5AW763	0.022/0.049

Bellows for harsh environment

For use in	Material	Color	Sold in lots of	Reference	Weight kg/lb
Environment subject to humidity, dust, high pressure cleaning, etc.	Silicone	Red	2	ZBZ48	0.009/0.020

(1) These pushbuttons and heads cannot be used for an Emergency stop function. Therefore, it is recommended that a legend with a black or white background is used.

(2) Recommended maximum number of contacts constituting the body (fixing collar and contact) associated with the head, see page 22.

(3) For specific keys with other numbers, please contact our Customer Care Center.

(4) Other key numbers:

- key no. 421E: add suffix 12 to the reference.

- key no. 458A: add suffix 10 to the reference.

- key no. 520E: add suffix 14 to the reference.

- key no. 3131A: add suffix 20 to the reference.

Example: To order a Ø 40 mm/1.575 in. black mushroom head for a latching pushbutton, with release by key no. 421E, the reference becomes: ZB5AS1212.

(5) The symbol indicates key withdrawal position(s).

(6) Only for use with bodies comprising a light source with integral LED.

Assembly of other products using:
 Body/contact assemblies: see page 78
 Combined sub-assemblies: see page 84
 Accessories: see pages 105 and 108

Control and signaling units

Harmony XB5, plastic

Emergency stop and Emergency switching off functions

Emergency stop and Emergency switching off functions conforming to EN/IEC 60204-1, 60364-5-53, EN/ISO 13850, and Machinery Directive 2006/42/EC

Emergency stop function: Mushroom head Emergency stop trigger action and mechanical latching pushbuttons conform to standards EN/IEC 60204-1 and EN/ISO 13850, Machinery Directive 2006/42/EC, and standard EN/IEC 60947-5-5.

Emergency switching off function: Mushroom head switching off mechanical latching pushbuttons conform to standards IEC 60364-5-53 and EN/IEC 60947-5-5.


Please contact our Customer Care Center for an explanation of these standards and directives.

Emergency stop and switching off pushbuttons with trigger action and mechanical latching (1) (2)


Screw clamp terminal connections (Schneider Electric anti-loosening system)

Shape of head	Type of reset	Type of contact		Push Diameter Ø mm/in.	Reference Color	Reference	Weight kg/lb
		NO	NC				

Complete units

	Push-pull	–	1	40/1.575	Red	XB5AT842 (ZB5AZ102 + ZB5AT84)	0.065/0.143
		1	1	40/1.575	Red	XB5AT845 (ZB5AZ105 + ZB5AT84)	0.076/0.168
	Turn to release	–	1	40/1.575	Red	XB5AS8442 (ZB5AZ102 + ZB5AS844)	0.060/0.132
		1	1	40/1.575	Red	XB5AS8445 (ZB5AZ105 + ZB5AS844)	0.072/0.159
		–	2	40/1.575	Red	XB5AS8444 (ZB5AZ104 + ZB5AS844)	0.072/0.159
	Key release (key no. 455) (3) ↗	–	1	40/1.575	Red	XB5AS9442 (ZB5AZ102 + ZB5AS944)	0.075/0.165
		1	1	40/1.575	Red	XB5AS9445 (ZB5AZ105 + ZB5AS944)	0.112/0.247

Heads only

	Push-pull			30/1.181	Red	ZB5AT844	0.049/0.108
				40/1.575	Red	ZB5AT84	0.049/0.108
				60/2.362	Red	ZB5AX84	0.067/0.148
	Turn to release			30/1.181	Red	ZB5AS834	0.042/0.002
				40/1.575	Red	ZB5AS844	0.046/0.002
	Key release (key no. 455) (2 keys included with head) (5)(3) ↗			30/1.181	Red	ZB5AS934	0.068/0.003
				40/1.575	Red	ZB5AS944 (4)	0.071/0.003
				60/2.362	Red	ZB5AS964	0.092/0.004
				40/1.575	Red	ZB5AS944D	0.071/0.003

(1) For recommended maximum number of contacts constituting the body (fixing collar and contact) associated with the head, see page 22.

(2) It is recommended that a legend or yellow background is used.

(3) The symbol ↗ indicates key withdrawal position(s).

(4) Other key numbers:

- Key no. 421E: add suffix **12** to the reference.
- Key no. 458A: add suffix **10** to the reference.
- Key no. 520E: add suffix **14** to the reference.
- Key no. 3131A: add suffix **20** to the reference.
- Key no. 4A185: add suffix **D** to the reference.

For example, to order a Ø 40 mm/1.575 in. red mushroom head for a trigger action and mechanical latching Emergency stop pushbutton, with release by key no. 421E, the reference becomes ZB5AS94412.

(5) For specific keys with other numbers, please contact our Customer Care Center.



XB5AT845



XB5AS8445



XB5AS9445



ZB5AT84



ZB5AS844



ZB5AS834



ZB5AS934

Control and signaling units

Harmony XB5, plastic

Illuminated rings for Emergency stop

Circular yellow legends for Emergency stop

Illuminated rings for Emergency stop (1)

Description	Marking	Signaling	Supply voltage	Color	Sold in lots of	Reference	Weight kg/lb
Ø 60 mm/2.362 in. illuminated ring for Emergency stop	EMERGENCY STOP	Fixed, red	24 V ~	Yellow	1	ZBY9W2B330	0.031/0.068
	ARRET D'URGENCE	Fixed, red	24 V ~	Yellow	1	ZBY9W2B130	0.031/0.068
	NOT HALT	Fixed, red	24 V ~	Yellow	1	ZBY9W2B230	0.031/0.068
	PARADA DE EMERGENCIA	Fixed, red	24 V ~	Yellow	1	ZBY9W2B430	0.031/0.068
	ARRESTO DI EMERGENZA	Fixed, red	24 V ~	Yellow	1	ZBY9W2B630	0.031/0.068
	-	Fixed, red	24 V ~	Yellow	1	ZBY9W2B140	0.031/0.068
	EMERGENCY STOP	Fixed, red	120 V ~	Yellow	1	ZBY9W2G330	0.031/0.068
	ARRET D'URGENCE	Fixed, red	120 V ~	Yellow	1	ZBY9W2G130	0.031/0.068
	NOT HALT	Fixed, red	120 V ~	Yellow	1	ZBY9W2G230	0.031/0.068
	PARADA DE EMERGENCIA	Fixed, red	120 V ~	Yellow	1	ZBY9W2G430	0.031/0.068
	ARRESTO DI EMERGENZA	Fixed, red	120 V ~	Yellow	1	ZBY9W2G630	0.031/0.068
	-	Fixed, red	120 V ~	Yellow	1	ZBY9W2G140	0.031/0.068
	EMERGENCY STOP	Fixed, red	230 V ~	Yellow	1	ZBY9W2M330	0.031/0.068
	ARRET D'URGENCE	Fixed, red	230 V ~	Yellow	1	ZBY9W2M130	0.031/0.068
	NOT HALT	Fixed, red	230 V ~	Yellow	1	ZBY9W2M230	0.031/0.068
	PARADA DE EMERGENCIA	Fixed, red	230 V ~	Yellow	1	ZBY9W2M430	0.031/0.068
	ARRESTO DI EMERGENZA	Fixed, red	230 V ~	Yellow	1	ZBY9W2M630	0.031/0.068
	-	Fixed, red	230 V ~	Yellow	1	ZBY9W2M140	0.031/0.068
	EMERGENCY STOP	Fixed, red + white	24 V ~	Yellow	1	ZBY9W3B330	0.031/0.068
	ARRET D'URGENCE	Fixed, red + white	24 V ~	Yellow	1	ZBY9W3B130	0.031/0.068
NOT HALT	Fixed, red + white	24 V ~	Yellow	1	ZBY9W3B230	0.031/0.068	
PARADA DE EMERGENCIA	Fixed, red + white	24 V ~	Yellow	1	ZBY9W3B430	0.031/0.068	
ARRESTO DI EMERGENZA	Fixed, red + white	24 V ~	Yellow	1	ZBY9W3B630	0.031/0.068	
-	Fixed, red + white	24 V ~	Yellow	1	ZBY9W3B140	0.031/0.068	

XBL_632_CPMFS16026A



ZBY9W2B330

XBL_632_CPMFS16026A



ZBY9W3B140

Circular yellow legends for Emergency stop (1)(2)

Ø 60 mm/2.362 in. - legend for Emergency stop function	-	-	Yellow	5	ZBY9121	0.007/0.015
EMERGENCY STOP	-	-	Yellow	5	ZBY9320	0.007/0.015
ARRET D'URGENCE	-	-	Yellow	5	ZBY9120	0.007/0.015
NOT HALT	-	-	Yellow	5	ZBY9220	0.007/0.015
PARADA DE EMERGENCIA	-	-	Yellow	5	ZBY9420	0.007/0.015
ARRESTO DI EMERGENZA	-	-	Yellow	5	ZBY9620	0.007/0.015

PF131618A



ZBY9121

PF131622A



ZBY9420

(1) For compliance with standard EN/ISO 13850, paragraph 4.4.6, the Emergency Stop function logo has been added.

(2) For other legend models for Emergency stop and Emergency switching off function see [page 102](#).

Assembly of other products using:
 Body/contact assemblies: see page 78
 Combined sub-assemblies: see page 84
 Accessories: see pages 105 and 108

Control and signaling units

Harmony XB5, plastic

Emergency stop and Emergency switching off functions



Circular yellow legends for Emergency stop

Emergency stop and Emergency switching off functions conforming to EN/IEC 60204-1, 60364-5-53, EN/ISO 13850, and Machinery Directive 2006/42/EC


Emergency stop function: Mushroom head Emergency stop trigger action and mechanical latching pushbuttons conform to standards EN/IEC 60204-1 and EN/ISO 13850, Machinery Directive 2006/42/EC, and standard EN/IEC 60947-5-5. Emergency switching off function: Mushroom head switching off mechanical latching pushbuttons conform to standards IEC 60364-5-53 and EN/IEC 60947-5-5.

Please contact our Customer Care Center for an explanation of these standards and directives.


Illuminated and non illuminated Emergency stop and Emergency switching off pushbuttons with trigger action and mechanical latching

Shape of head	Type of reset	Signaling type	Type of contact		Supply voltage V	Diameter Ø mm/in.	Color of the push	Reference	Weight kg/lb
			 NO	 NC					

Complete units


	Turn to release	Fixed white + fixed red, bi-color	1	1	24 ~	60/2.362	Red	XB5AS84W3B5	0.107/0.236
			1	2	24 ~	60/2.362	Red	XB5AS84W3B41	0.117/0.258

Heads only

	Turn to release	–	–	–	60/2.362	Red	ZB5AS84W00	0.055/0.121	
		Fixed, red			24 ~	60/2.362	Red	ZB5AS84W2B	0.055/0.121
		Fixed, red			120 ~	60/2.362	Red	ZB5AS84W2G	0.055/0.121
		Fixed, red			230 ~	60/2.362	Red	ZB5AS84W2M	0.055/0.121
		Fixed white + fixed red, bi-color			24 ~	60/2.362	Red	ZB5AS84W3B	0.055/0.121

Circular yellow legends for Emergency stop ZB5AS84W●● (1)

Description	Marking	Color	Sold in lots of	Reference	Weight kg/lb
Ø 90 mm/1.181 in. legend for Emergency stop function	EMERGENCY STOP	Yellow	10	ZBY8L330	0.055/0.121
	–	Yellow	10	ZBY8L140	0.055/0.121

(1) For compliance with standard EN/ISO 13850, paragraph 4.4.6, the Emergency Stop function logo  has been added.

XB5_633_CPMFS18127A



XB5AS84W3B5

XB5_633_CPEIR18128A



ZB5AS84W2B

XB4_632_CPMFS18268B



ZBY8L330

Assembly of other products using:
 Body/contact assemblies: see page 78
 Combined sub-assemblies: see page 84
 Accessories: see pages 105 and 108

Control and signaling units

Harmony XB5, plastic

Emergency stop and Emergency switching off functions

Circular yellow legends for Emergency stop

Emergency stop and Emergency switching off functions conforming to EN/IEC 60204-1, 60364-5-53, EN/ISO 13850, and Machinery Directive 2006/42/EC

Emergency stop function: Mushroom head Emergency stop trigger action and mechanical latching pushbuttons conform to standards EN/IEC 60204-1 and EN/ISO 13850, Machinery Directive 2006/42/EC, and standard EN/IEC 60947-5-5.

Emergency switching off function: Mushroom head switching off mechanical latching pushbuttons conform to standards IEC 60364-5-53 and EN/IEC 60947-5-5.


Please contact our Customer Care Center for an explanation of these standards and directives.

Illuminated Emergency stop and Emergency switching off functions, mechanical latching pushbuttons with mechanical state indicator (1)

For elevator inspection box applications

Shape of head	Type of reset	Push Diameter Ø mm/in.	Color	Unit reference	Weight kg/lb
---------------	---------------	---------------------------	-------	----------------	-----------------

Heads only (2)

 Protected LED	Push-pull (1)(3) For Emergency stop and Emergency switching off function	40/1.575	Red	ZB5AT8643M	0.034/0.075
---	---	----------	-----	-------------------	-------------



ZB5AT8643M



ZB5AT8643M330

Description	Conforming to standards	Marking on yellow background	Sold in lots of	Reference	Weight kg/lb
Illuminated Emergency stop function ZB5AT8643M with Ø 60mm/2.362 in. legend plate	EN/IEC 60204-1 -		10	ZB5AT8643M140	0.034/0.075
	and EN/ISO 13850	ARRET D'URGENCE	10	ZB5AT8643M130	0.034/0.075
		EMERGENCY STOP	10	ZB5AT8643M330	0.034/0.075
		NOT HALT	10	ZB5AT8643M230	0.034/0.075
		PARADA DE EMERGENCIA	10	ZB5AT8643M430	0.034/0.075
		ARRESTO DI EMERGENZA	10	ZB5AT8643M630	0.034/0.075

Illuminated Emergency switching off function only, mechanical latching pushbuttons

Screw clamp terminal connections (Schneider Electric anti-loosening system)

Shape of head	Type of reset	Push Diameter Ø mm/in.	Color	Reference	Weight kg/lb
---------------	---------------	---------------------------	-------	-----------	-----------------

 Protected LED	Turn to release	40/1.575	Red	ZB5AW743	0.022/0.049
---	------------------------	----------	-----	-----------------	-------------



ZB5AW743

Circular yellow legends for ZB5AW743

Diameter mm/in.	Conforming to standards	Marking on yellow background	Sold in lots of	Reference	Weight kg/lb
Used for "Emergency switching off" function					
60/2.362	EN/IEC 60204-1 -		10	ZBY9101	0.004/0.009
		COUPURE D'URGENCE	10	ZBY9160	0.004/0.009
		EMERGENCY SWITCHING OFF	10	ZBY9360	0.004/0.009
		NOT-AUS	10	ZBY9260	0.004/0.009
		DESCONEXION DE EMERGENCIA	10	ZBY9460	0.004/0.009
90/3.543	EN/IEC 60204-1 -	INTERRUZIONE DI EMERGENZA	10	ZBY9660	0.004/0.009
			10	ZBY8101	0.008/0.018
		COUPURE D'URGENCE	10	ZBY8160	0.008/0.018
		EMERGENCY SWITCHING OFF	10	ZBY8360	0.008/0.018
		NOT-AUS	10	ZBY8260	0.008/0.018
		DESCONEXION DE EMERGENCIA	10	ZBY8460	0.008/0.018
		INTERRUZIONE DI EMERGENZA	10	ZBY8660	0.008/0.018



ZBY9360

(1) For recommended maximum number of contacts constituting the body (fixing collar and contact) associated with the head, see page 22.

(2) For use with bodies comprising a light source with integral LED only.

(3) Cannot be used with metal guards ZBZ160.

Assembly of other products using:
 Body/contact assemblies: see page 78
 Combined sub-assemblies: see page 84
 Accessories: see pages 105 and 108

Control and signaling units



Harmony XB5, plastic

Emergency stop and Emergency switching off functions

Circular yellow legends for Emergency stop

Emergency stop and Emergency switching off functions conforming to EN/IEC 60204-1, 60364-5-53, EN/ISO 13850, and Machinery Directive 2006/42/EC

Emergency stop function: Mushroom head Emergency stop trigger action and mechanical latching pushbuttons conform to standards EN/IEC 60204-1 and EN/ISO 13850, Machinery Directive 2006/42/EC, and standard EN/IEC 60947-5-5. Emergency switching off function: Mushroom head switching off mechanical latching pushbuttons conform to standards IEC 60364-5-53 and EN/IEC 60947-5-5. Please contact our Customer Care Center for an explanation of these standards and directives.

Emergency stop with monitoring contacts, trigger action, and mechanical latching									
Screw clamp terminal connection									
Shape of head	Type of reset	Type of contact		Supply voltage V	Push		Reference	Weight kg/lb	
		NO	NC		Diameter Ø mm/in.	Color			
Non-illuminated									
	Push-pull and Turn to release	1	2	–	40/1.575	Red	XB5AS84449	0.090/0.198	
Illuminated (red)									
	Push-pull and Turn to release	1	2	24 ---	40/1.575	Red	XB5AS86449B4	0.094/0.207	
Circular yellow legends for Emergency stop XB5AS84449 or XB5AS86449B4									
Description	Marking			Color	Sold in lots of	Reference	Weight kg/lb		
Ø 60 mm/ 2.362 in. legend for Emergency stop function	-			Yellow	5	ZBY9141	0.007/0.015		
	EMERGENCY STOP			Yellow	5	ZBY9142	0.007/0.015		



XB5AS84449



XB5AS86449B4



ZBY9142

Assembly of other products using:
 Body/contact assemblies: see page 78
 Combined sub-assemblies: see page 84
 Accessories: see pages 105 and 108

Control and signaling units

Harmony XB5, plastic

General safe stops

Bellows for harsh environments

General safe stops

General safe stops are used to stop the operation of a machine in a safe manner. These devices cannot be used as an Emergency stop and must not be associated with a yellow background. General safe stops comprise a yellow bezel and black head.



ZB5AT82Y



ZB5AS942Y

Shape of head	Type of reset	Push		Reference	Weight kg/lb
		Diameter Ø mm/in.	Color		
	Push-pull	40/1.575	Black	ZB5AT82Y	0.050/0.110
	Turn to release	40/1.575	Black	ZB5AS842Y	0.046/0.101
	Key release (key no. 455) (2 keys included with head) (1)	40/1.575	Black	ZB5AS942Y	0.071/0.157

Bellows for harsh environments (2)

Description	Material	For use with	Color	Sold in lots of	Unit reference	Weight kg/lb
For use in environments subject to humidity, dust, high pressure cleaning, etc.	Silicone	Other functions	Black	2	ZBZ28	0.009/0.020
		Emergency stop/switching off function	Yellow	2	ZBZ58	0.009/0.020



ZBZ58

(1) The symbol indicates key withdrawal position(s).
 (2) Not compatible with Ø 30 mm/1.181 in. pushbuttons.


Assembly of other products using body/contact assemblies: see page 78 and page 80

PF101212



ZB5AC680


Pushbuttons with integrated bellows

Shape of head	Color of push	Marking Text (color)	Reference	Weight kg/lb
Heads only, Ø 37 mm without marking				
Flush 	White	–	ZB5AC180	0.024/0.053
	Black	–	ZB5AC280	0.024/0.053
	Green	–	ZB5AC380	0.024/0.053
	Red	–	ZB5AC480	0.024/0.053
	Yellow	–	ZB5AC580	0.024/0.053
	Blue	–	ZB5AC680	0.024/0.053
	Gray	–	ZB5AC780	0.024/0.053
	Light blue	–	ZB5AC980	0.024/0.053

PF140608



ZB5AC48021

Heads only, Ø 37 mm with marking (1)				
Flush 	Red	"O" (white)	ZB5AC48021	0.024/0.053
	Green	"I" (white)	ZB5AC38023	0.024/0.053
	Black	"🔔" (white)	ZB5AC28001	0.024/0.053

Other Version Customization with marking at your choice (texts or symbols)
Rotation of head for horizontal mounting of the contact block (1)
Please contact our Customer Care Centre.

(1) Heads are fixed relative to the position of the contact blocks: contact blocks are normally used in the "vertical" position. It is necessary to order an alternative head with the symbol rotated by 90° in order to mount the contact block in the "horizontal" position. Please add the suffix "RA" at the end of the product reference for alternative heads of your choice.

Assembly of other products using body/contact assemblies: see page 78 and 80

PF101203



ZBZ1902

Pushbuttons with integrated bellows (continued)

Accessories

Description	Function	Reference	Weight kg//lb
Protective guard in plastic	Protection against accidental operation	ZBZ1902 (1)	0.010/0.022
Boot for contact block ZBE10●, ZBE10●3, and ZBE50● (2)	Protection against liquid and dust ingress	ZBZ60	0.098/ 0.216

PF101214



ZBZ60

(1) For heads with the RA suffix (ZB4BC●●●RA) used with a guard, it is necessary to order the dedicated guard ZBZ1902RA.

(2) Restriction for use: refer to the product instruction sheet on www.schneider-electric.com.

Assembly of other products using:

Body/contact assemblies: see [page 78](#)

Combined sub-assemblies: see [page 84](#)

Accessories: see [page 90](#)



Pushbuttons with flush push (1)

Shape of head	Type of push	Color of push	Reference		Weight kg/lb
			For black bezel	For gray bezel (4)	
Heads only, circular (5)					
	Without cap (2)	–	ZB5AH0	–	0.018/0.040
	Flush	White	ZB5AH01	ZB5AH01C0	0.018/0.040
		Black	ZB5AH02	ZB5AH02C0	0.018/0.040
		Green	ZB5AH03	ZB5AH03C0	0.018/0.040
		Red	ZB5AH04	ZB5AH04C0	0.018/0.040
		Yellow	ZB5AH05	ZB5AH05C0	0.018/0.040
		Blue	ZB5AH06	ZB5AH06C0	0.018/0.040
Heads only, square					
	Without cap (2)	–	ZB5CH0	–	0.020/0.044
	Flush	White	ZB5CH01	–	0.020/0.044
		Black	ZB5CH02	–	0.020/0.044
		Green	ZB5CH03	–	0.020/0.044
		Red	ZB5CH04	–	0.020/0.044
		Yellow	ZB5CH05	–	0.020/0.044
		Blue	ZB5CH06	–	0.020/0.044

Pushbuttons with projecting push (1)

Shape of head	Type of push	Color of push	Reference		Weight kg/lb
			For black bezel	For gray bezel (4)	
Heads only, circular (5)					
	Projecting	White	ZB5AH1	ZB5AH1C0	0.018/0.040
		Black	ZB5AH2	ZB5AH2C0	0.018/0.040
		Green	ZB5AH3	ZB5AH3C0	0.018/0.040
		Red	ZB5AH4	ZB5AH4C0	0.018/0.040
		Yellow	ZB5AH5	ZB5AH5C0	0.018/0.040
		Blue	ZB5AH6	ZB5AH6C0	0.018/0.040

Illuminated pushbuttons with flush push (1)

Shape of head	Type of push	Color of push	Reference		Weight kg/lb
			For black bezel	For gray bezel (4)	
Heads only, circular (3) (5)					
Protected LED	Flush	White	ZB5AH013	ZB5AH013C0	0.017/0.037
Protected LED		Green	ZB5AH033	ZB5AH033C0	0.017/0.037
Protected LED		Red	ZB5AH043	ZB5AH043C0	0.017/0.037
Protected LED		Orange	ZB5AH053	ZB5AH053C0	0.017/0.037
Protected LED		Yellow	ZB5AH083	ZB5AH083C0	0.017/0.037
Protected LED		Blue	ZB5AH063	ZB5AH063C0	0.017/0.037
Heads only, square (3)					
Protected LED	Flush	White	ZB5CH313	–	0.018/0.040
Protected LED		Green	ZB5CH333	–	0.018/0.040
Protected LED		Red	ZB5CH343	–	0.018/0.040
Protected LED		Orange	ZB5CH353	–	0.018/0.040
Protected LED		Blue	ZB5CH363	–	0.018/0.040

Illuminated pushbuttons with projecting push (1)

Shape of head	Type of push	Color of push	Reference		Weight kg/lb
			For black bezel	For gray bezel (4)	
Heads only, circular (3) (5)					
Protected LED	Projecting	White	ZB5AH13	ZB5AH13C0	0.017/0.037
Protected LED		Green	ZB5AH33	ZB5AH33C0	0.017/0.037
Protected LED		Red	ZB5AH43	ZB5AH43C0	0.017/0.037
Protected LED		Orange	ZB5AH53	ZB5AH53C0	0.017/0.037
Protected LED		Yellow	ZB5AH83	ZB5AH83C0	0.017/0.037
Protected LED		Blue	ZB5AH63	ZB5AH63C0	0.017/0.037

(1) For recommended maximum number of contacts constituting the body (fixing collar and contact) associated with the head, see [page 22](#).

(2) Caps to be ordered separately (see [page 90](#)).


(3) For use with bodies comprising a light source with integral LED only.

(4) For white color plated bezel replace C0 with C1, and for other color plated bezels using the web customization tool, see [page 5](#).


(5) To add customized markings on these references using the web customization tool, see [page 5](#).

Assembly of other products using:
 Body/contact assemblies: see page 78
 Accessories: see page 90



Pushbuttons with key-operated push (1)					
Shape of head	Type of push	Locking	Key withdrawal	Reference For black bezel	Weight kg/lb
Heads only					
	Key no. 4A185	Both positions	Both positions	ZB5AFDA	0.050/0.110
		Actuated position	Actuated position	ZB5AFDB	0.050/0.110
		Rest position	Rest position	ZB5AFDC	0.050/0.110
		Actuated position	Both positions	ZB5AFDD	0.050/0.110
Key LU1	Both positions	Both positions	ZB5AFDE01	0.050/0.110	
Key LU2	Both positions	Both positions	ZB5AFDE02	0.050/0.110	
Key LU3	Both positions	Both positions	ZB5AFDE03	0.050/0.110	
Key LU4	Both positions	Both positions	ZB5AFDE04	0.050/0.110	
Key LU5	Both positions	Both positions	ZB5AFDE05	0.050/0.110	
Key LU6	Both positions	Both positions	ZB5AFDE06	0.050/0.110	
Key LU7	Both positions	Both positions	ZB5AFDE07	0.050/0.110	
Key LU8	Both positions	Both positions	ZB5AFDE08	0.050/0.110	
Key LU9	Both positions	Both positions	ZB5AFDE09	0.050/0.110	
Key LU10	Both positions	Both positions	ZB5AFDE10	0.050/0.110	
Key LU11	Both positions	Both positions	ZB5AFDE11	0.050/0.110	
Key LU12	Both positions	Both positions	ZB5AFDE12	0.050/0.110	
Key LU13	Both positions	Both positions	ZB5AFDE13	0.050/0.110	
Key LU14	Both positions	Both positions	ZB5AFDE14	0.050/0.110	
Key LU15	Both positions	Both positions	ZB5AFDE15	0.050/0.110	



Pushbuttons with key-operated push (1)				
Shape of head	Type of push	Marking	Reference	Weight kg/lb
Heads only				
	Knurled without cap (2)	–	ZB5AF	0.027/0.060
		↑ (white on black background)	ZB5AF351	0.030/0.066





(1) For recommended maximum number of contacts constituting the body (fixing collar and contact) associated with the head, see page 22.
 (2) Colored caps to be ordered separately (see page 90).

Assembly of other products using:

Body/contact assemblies: see [page 78](#)

Combined sub-assemblies: see [page 84](#)

Accessories: see [page 90](#)



Flush mounted pushbuttons with flush push for Ø 30 mm ⁽¹⁾

Shape of head	Type of push	Color of push	Reference		Weight kg/lb
			For black bezel	For gray bezel ⁽³⁾	
Heads only, circular ⁽⁴⁾					
	Without cap ⁽²⁾	–	ZB5FH0	ZB5FH0C0	0.018/0.040
	Flush	White	ZB5FH01	ZB5FH01C0	0.018/0.040
		Black	ZB5FH02	ZB5FH02C0	0.018/0.040
		Green	ZB5FH03	ZB5FH03C0	0.018/0.040
		Red	ZB5FH04	ZB5FH04C0	0.018/0.040
		Yellow	ZB5FH05	ZB5FH05C0	0.018/0.040
		Blue	ZB5FH06	ZB5FH06C0	0.018/0.040z

Flush mounted pushbuttons with projecting push for Ø 30 mm ⁽¹⁾

Shape of head	Type of push	Color of push	Reference		Weight kg/lb
			For black bezel	For gray bezel ⁽³⁾	
Heads only, circular ⁽⁴⁾					
	Projecting	White	ZB5FH1	ZB5FH1C0	0.018/0.040
		Black	ZB5FH2	ZB5FH2C0	0.018/0.040
		Green	ZB5FH3	ZB5FH3C0	0.018/0.040
		Red	ZB5FH4	ZB5FH4C0	0.018/0.040
		Yellow	ZB5FH5	ZB5FH5C0	0.018/0.040
		Blue	ZB5FH6	ZB5FH6C0	0.018/0.040

⁽¹⁾ For recommended maximum number of contacts constituting the body (fixing collar and contact) associated with the head, see [page 22](#).


⁽²⁾ Caps to be ordered separately (see [page 90](#)).


⁽³⁾ For white color plated bezel replace C0 with C1, and for other color plated bezels using the web customization tool, see [page 5](#).


⁽⁴⁾ To add customized markings on these references using the web customization tool, see [page 5](#).

Assembly of other products using:
 Body/contact assemblies: see [page 78](#)
 Combined sub-assemblies: see [page 84](#)
 Accessories: see [page 90](#)



Flush mounted illuminated pushbuttons with flush push for Ø 30 mm (1)					
Shape of head	Type of push	Color of push	Reference		Weight kg/lb
			For black bezel	For gray bezel (3)	
Heads only, circular (2) (4)					
 Protected LED	Flush	White	ZB5FH013	ZB5FH013C0	0.017/0.037
		Green	ZB5FH033	ZB5FH033C0	0.017/0.037
		Red	ZB5FH043	ZB5FH043C0	0.017/0.037
		Orange	ZB5FH053	ZB5FH053C0	0.017/0.037
		Yellow	ZB5FH083	ZB5FH083C0	0.017/0.037
		Blue	ZB5FH063	ZB5FH063C0	0.017/0.037



Flush mounted illuminated pushbuttons with projecting push for Ø 30 mm (1)					
Shape of head	Type of push	Color of push	Reference		Weight kg/lb
			For black bezel	For gray bezel (3)	
Heads only, circular (2) (4)					
 Protected LED	Projecting	White	ZB5FH13	ZB5FH13C0	0.017/0.037
		Green	ZB5FH33	ZB5FH33C0	0.017/0.037
		Red	ZB5FH43	ZB5FH43C0	0.017/0.037
		Orange	ZB5FH53	ZB5FH53C0	0.017/0.037
		Yellow	ZB5FH83	ZB5FH83C0	0.017/0.037
		Blue	ZB5FH63	ZB5FH63C0	0.017/0.037

(1) For recommended maximum number of contacts constituting the body (fixing collar and contact) associated with the head, see [page 22](#).

(2) For use with bodies comprising a light source with integral LED only.


(3) For white color plated bezel replace C0 with C1, and for other color plated bezels using the web customization tool, see [page 5](#).

(4) To add customized markings on these references using the web customization tool, see [page 5](#).

Assembly of other products using:
 Body/contact assemblies: see [page 78](#)
 Accessories: see [page 90](#)

Selector switches with standard handle ⁽¹⁾									
Screw clamp terminal connections (Schneider Electric anti-loosening system)									
Shape of head	Type of operator	Type of contact		Positions		Reference	Weight		
		NO	NC	Number	Type		kg	lb	
							For black bezel	For gray bezel ⁽²⁾	

Complete units ⁽³⁾



Standard handle, black	1	–	2-position 90°	Stay put	∇	XB5AD21 (ZB5AZ101 + ZB5AD2)	XB5AD21C0 (ZB5AZ101 + ZB5AD2C0)	0.043/0.095
	1	–		Spring return from right to left	∇	XB5AD41 (ZB5AZ101 + ZB5AD4)	XB5AD41C0 (ZB5AZ101 + ZB5AD4C0)	0.046/0.101
	1	1		Stay put	∇	XB5AD25 (ZB5AZ105 + ZB5AD2)	XB5AD25C0 (ZB5AZ105 + ZB5AD2C0)	0.043/0.095
	2	–	3-position ± 45°	Stay put	∇	XB5AD33 (ZB5AZ103 + ZB5AD3)	XB5AD33C0 (ZB5AZ103 + ZB5AD3C0)	0.043/0.095
Spring return to center				∇	XB5AD53 (ZB5AZ103 + ZB5AD5)	XB5AD53C0 (ZB5AZ103 + ZB5AD5C0)	0.043/0.095	

Heads only ⁽³⁾

Standard handle, black	2-position 90°	Stay put	∇	ZB5AD2	ZB5AD2C0	0.017/0.037
		Spring return from right to left	∇	ZB5AD4	ZB5AD4C0	0.020/0.044
	3-position ± 45°	Stay put	∇	ZB5AD3	ZB5AD3C0	0.017/0.037
		Spring return to center	∇	ZB5AD5	ZB5AD5C0	0.017/0.037
		Spring return from left to center	∇	ZB5AD7	ZB5AD7C0	0.017/0.037
		Spring return from right to center	∇	ZB5AD8	ZB5AD8C0	0.017/0.037

Heads only with other colored handles ⁽²⁾ ⁽³⁾

Standard handle, white	Add suffix 01 to the reference, for example: ZB5AD201	ZB5AD201C0
Standard handle, green	Add suffix 03 to the reference, for example: ZB5AD203	ZB5AD203C0
Standard handle, red	Add suffix 04 to the reference, for example: ZB5AD204	ZB5AD204C0
Standard handle, yellow	Add suffix 05 to the reference, for example: ZB5AD205	ZB5AD205C0
Standard handle, blue	Add suffix 06 to the reference, for example: ZB5AD206	ZB5AD206C0

(1) For recommended maximum number of contacts and sequence of contacts constituting the body (fixing collar and contact) associated with the head, see [page 22](#).
 (2) For white color plated bezel replace C0 with C1, and for other color plated bezels using the web customization tool, see [page 5](#).
 (3) To add customized markings on these references using the web customization tool, see [page 5](#).

Assembly of other products using:
 Body/contact assemblies: see page 78
 Accessories: see page 90



ZB5AJ3



ZB5AJ

Selector switches with long handle (1)								
Screw clamp terminal connections (Schneider Electric anti-loosening system)								
Shape of head	Type of operator	Type of contact		Positions		Reference	Weight kg/lb	
		NO	NC	Number	Type			
						For black bezel	For gray bezel (2)	
Complete units (3)								
	Long handle, black	1	-	2-position 90°	Stay put	✓ XB5AJ21 (ZB5AZ101 + ZB5AJ2)	XB5AJ21C0 (ZB5AZ101 + ZB5AJ2C0)	0.043/0.095
					Spring return to center	∇ XB5AJ53 (ZB5AZ103 + ZB5AJ5)	XB5AJ53C0 (ZB5AZ103 + ZB5AJ5C0)	
				3-position ± 45°	Stay put	∇ XB5AJ33 (ZB5AZ103 + ZB5AJ3)	XB5AJ33C0 (ZB5AZ103 + ZB5AJ3C0)	0.043/0.095
Heads only (3)								
	Long handle, black	2-position 90°	-	2-position 90°	Stay put	✓ ZB5AJ2	ZB5AJ2C0	0.017/0.037
					Spring return from right to left	∇ ZB5AJ4	ZB5AJ4C0	
				3-position ± 45°	Stay put	∇ ZB5AJ3	ZB5AJ3C0	0.017/0.037
					Spring return to center	∇ ZB5AJ5	ZB5AJ5C0	
				3-position ± 45°	Spring return from left to center	∇ ZB5AJ7	ZB5AJ7C0	0.017/0.037
					Spring return from right to center	∇ ZB5AJ8	ZB5AJ8C0	

(1) For recommended maximum number of contacts and sequence of contacts constituting the body (fixing collar and contact) associated with the head, see page 22.
 (2) For white color plated bezel replace C0 with C1, and for other color plated bezels using the web customization tool, see page 5.
 (3) To add customized markings on these references using the web customization tool, see page 5.
































Control and signaling units

Harmony XB5, plastic

Key switches

Key no. 455, 8D1, 421E, 458A, 520E, or 3131A

Assembly of other products using:
 Body/contact assemblies: see page 78
 Accessories: see page 90

Key switches ⁽¹⁾											
Screw clamp terminal connections (Schneider Electric anti-loosening system)											
Shape of head operator	Type of operator	Type of contact	Positions ⁽²⁾		Reference	Weight					
			Number	Type		For black bezel	For gray bezel ⁽⁵⁾				
			NO	NC							
Complete units ⁽⁶⁾											
 108203 XB5AG3	 Key switch with key no. 455	1	-	2-position 90°	Stay put	 XB5AG21 (ZB5AZ101 + ZB5AG2)	XB5AG21C0 (ZB5AZ101 + ZB5AG2C0)	0.831/1.832			
						 XB5AG41 (ZB5AZ101 + ZB5AG4)	XB5AG41C0 (ZB5AZ101 + ZB5AG4C0)	0.831/1.832			
						 XB5AG61 (ZB5AZ101 + ZB5AG6)	XB5AG61C0 (ZB5AZ101 + ZB5AG6C0)	0.870/1.918			
		 XB5AG03C0	 Key switch with key no. 455 ⁽³⁾ ⁽⁴⁾	2	-	3-position ± 45°	Stay put	 XB5AG03 (ZB5AZ103 + ZB5AG0)	XB5AG03C0 (ZB5AZ103 + ZB5AG0C0)	0.831/1.832	
								 XB5AG33 (ZB5AZ103 + ZB5AG3)	XB5AG33C0 (ZB5AZ103 + ZB5AG3C0)	0.831/1.832	
Heads only ⁽⁶⁾											
 108224 ZB5AG2	 Key switch with key no. 455 ⁽³⁾ ⁽⁴⁾	2	-	2-position 90°	Stay put	 ZB5AG2	ZB5AG2C0	0.057/0.126			
						 ZB5AG02	-	0.057/0.126			
 108224 ZB5AG2	 Key switch with key no. 455 ⁽³⁾ ⁽⁴⁾	2	-	2-position 90°	Spring return from right to left	 ZB5AG4	ZB5AG4C0	0.057/0.126			
						 ZB5AG6	ZB5AG6C0	0.061/0.134			
 108223 ZB5AG3	 Key switch with key no. 455 ⁽³⁾ ⁽⁴⁾	2	-	3-position ± 45°	Stay put	 ZB5AG0	ZB5AG0C0	0.057/0.126			
						 ZB5AG3	ZB5AG3C0	0.057/0.126			
						 ZB5AG5	-	0.057/0.126			
						 ZB5AG9	ZB5AG9C0	0.057/0.126			
						 ZB5AG09	-	0.057/0.126			
						 ZB5AG1	-	0.057/0.126			
						 ZB5AG7	ZB5AG7C0	0.057/0.126			
						 ZB5AG8	-	0.057/0.126			
 108223 ZB5AG3	 Key switch with key no. 455 ⁽³⁾ ⁽⁴⁾	2	-	3-position ± 45°	Spring return from right to center	 ZB5AG05	ZB5AG05C0	0.057/0.126			
						 ZB5AG08	ZB5AG08C0	0.057/0.126			

(1) For recommended maximum number of contacts and sequence of contacts constituting the body (fixing collar and contact) associated with the head, see page 22.
 (2) The symbol Ω indicates key withdrawal position(s).
 (3) Other key numbers:
 - Key no. 421E: add suffix **12** to the reference.
 - Key no. 458A: add suffix **10** to the reference.
 - Key no. 520E: add suffix **14** to the reference.
 - Key no. 3131A: add suffix **20** to the reference.
 For example, for a switch head with key no. 421E, 2-position stay put with key withdrawal from the left-hand position, the reference becomes ZB5AG212.
 (4) For specific keys with other numbers, please contact our Customer Care Center.
 (5) For white color plated bezel replace C0 with C1, and for other color plated bezels using the web customization tool, see page 5.
 (6) To add customized markings on these references using the web customization tool, see page 5.

Assembly of other products using:
 Body/contact assemblies: see page 78
 Accessories: see page 90

Control and signaling units

Harmony XB5, plastic

Key switches with key 8D1

Selector switches with knurled knob, toggle switches

Key switches (continued) (1)

Screw clamp terminal connections (Schneider Electric anti-loosening system)



Shape of head	Type of operator	Positions (2)		Reference	Weight						
		Number	Type		For black bezel	For gray bezel (3)	kg/lb				
	Key switch with key no. 8D1	2-position 90°	Stay put		ZB5AG2D	ZB5AG2DC0	0.057/0.126				
					ZB5AG02D	–	0.057/0.126				
					ZB5AG4D	ZB5AG4DC0	0.057/0.126				
		Spring return from right to left	Stay put	90°		ZB5AG6D	–	0.061/0.134			
					3-position ± 45°	Stay put	± 45°		ZB5AG0D	–	0.057/0.126
									ZB5AG3D	–	0.057/0.126
			ZB5AG5D	–				0.057/0.126			
			ZB5AG9D	–				0.057/0.126			
			ZB5AG09D	–				0.057/0.126			
			ZB5AG03D	–				0.057/0.126			
		Spring return from left to center	Stay put	± 45°	± 45°		ZB5AG04D	–	0.057/0.126		
							ZB5AG06D	–	0.057/0.126		
							ZB5AG1D	–	0.057/0.126		
		Spring return from right to center	Stay put	± 45°	± 45°		ZB5AG07D	–	0.057/0.126		
							ZB5AG8D	–	0.057/0.126		
	ZB5AG08D					–	0.057/0.126				
Spring return to center	Stay put	± 45°	± 45°		ZB5AG05D	–	0.057/0.126				
					ZB5AG7D	–	0.057/0.126				

Selector switches with knurled knob (1)

Shape of head	Type of operator	Positions		Reference	Weight			
		Number	Type		For black bezel	For gray bezel (3)	kg/lb	
	Black knurled knob	2-position 90°	Stay put		ZB5AD29	ZB5AD29C0	0.020/0.044	
					ZB5AD49	ZB5AD49C0	0.024/0.053	
		3-position ± 45°	Stay put	± 45°		ZB5AD39	ZB5AD39C0	0.020/0.044
						ZB5AD59	ZB5AD59C0	0.020/0.044
						ZB5AD79	ZB5AD79C0	0.020/0.044
						ZB5AD89	ZB5AD89C0	0.020/0.044
						ZB5AD99	ZB5AD99C0	0.020/0.044
						ZB5AD09	ZB5AD09C0	0.020/0.044

Toggle switches (1)

Shape of head	Type of operator	Positions		Reference	Weight			
		Number	Type		For black bezel	For gray bezel (3)	kg/lb	
	Black lever	2-position 90°	Stay put		ZB5AD28	ZB5AD28C0	0.023/0.051	
					ZB5AD48	ZB5AD48C0	0.023/0.051	
		2-position 90°	Stay put	90°		ZB5AD2801	ZB5AD2801C0	0.023/0.051
						ZB5AD2804	ZB5AD2804C0	0.023/0.051
						ZB5AD2806	ZB5AD2806C0	0.023/0.051
						ZB5AD2803	ZB5AD2803C0	0.023/0.051

(1) For recommended maximum number of contacts and sequence of contacts constituting the body (fixing collar and contact) associated with the head, see page 22.

(2) The symbol indicates key withdrawal position(s).

(3) For white color plated bezel replace C0 with C1, and for other color plated bezels using the web customization tool, see page 5.

(4) To add customized markings on these references using the web customization tool, see page 5.





Assembly of other products using:
 Combined sub-assemblies: see page 84
 Accessories: see page 90

Control and signaling units

Harmony XB5, plastic

Illuminated selector switches with standard handle, with integral LED

Illuminated selector switches with standard handle, with integral LED ⁽¹⁾										
Screw clamp terminal connections (Schneider Electric anti-loosening system)										
Shape of head operator	Type of operator	Type of contact		Positions Number and type	Supply voltage V	Color of handle	Reference		Weight kg/lb	
		NO	NC				For black bezel	For gray bezel ⁽²⁾		
Complete units ⁽³⁾										
 PF106206 XB5AK123B5	 Protected LED	1	1	2-position 90° Stay put ✓	24 ~ (50/60 Hz)	Green	XB5AK123B5 (ZB5AW0B35 + ZB5AK1233)	XB5AK123B5C0 (ZB5AW0B35 + ZB5AK1233C0)	0.516/1.138	
						Red	XB5AK124B5 (ZB5AW0B45 + ZB5AK1243)	XB5AK124B5C0 (ZB5AW0B45 + ZB5AK1243C0)	0.516/1.138	
						Orange	XB5AK125B5 (ZB5AW0B55 + ZB5AK1253)	XB5AK125B5C0 (ZB5AW0B55 + ZB5AK1253C0)	0.516/1.138	
						110...120 ~ (50/60 Hz)	Green	XB5AK123G5 (ZB5AW0G35 + ZB5AK1233)	XB5AK123G5C0 (ZB5AW0G35 + ZB5AK1233C0)	0.516/1.138
							Red	XB5AK124G5 (ZB5AW0G45 + ZB5AK1243)	XB5AK124G5C0 (ZB5AW0G45 + ZB5AK1243C0)	0.516/1.138
							Orange	XB5AK125G5 (ZB5AW0G55 + ZB5AK1253)	XB5AK125G5C0 (ZB5AW0G55 + ZB5AK1253C0)	0.516/1.138
		1	1	3-position ± 45° Stay put ✓	24 ~ (50/60 Hz)	230...240 ~ (50/60 Hz)	Green	XB5AK123M5 (ZB5AW0M35 + ZB5AK1233)	XB5AK123M5C0 (ZB5AW0M35 + ZB5AK1233C0)	0.516/1.138
							Red	XB5AK124M5 (ZB5AW0M45 + ZB5AK1243)	XB5AK124M5C0 (ZB5AW0M45 + ZB5AK1243C0)	0.516/1.138
							Orange	XB5AK125M5 (ZB5AW0M55 + ZB5AK1253)	XB5AK125M5C0 (ZB5AW0M55 + ZB5AK1253C0)	0.516/1.138
						110...120 ~ (50/60 Hz)	Green	XB5AK133G5 (ZB5AW0G35 + ZB5AK1333)	XB5AK133G5C0 (ZB5AW0G35 + ZB5AK1333C0)	0.516/1.138
							Red	XB5AK134G5 (ZB5AW0G45 + ZB5AK1343)	XB5AK134G5C0 (ZB5AW0G45 + ZB5AK1343C0)	0.516/1.138
							Orange	XB5AK135G5 (ZB5AW0G55 + ZB5AK1353)	XB5AK135G5C0 (ZB5AW0G55 + ZB5AK1353C0)	0.516/1.138
230...240 ~ (50/60 Hz)	Green	XB5AK133M5 (ZB5AW0M35 + ZB5AK1333)	XB5AK133M5C0 (ZB5AW0M35 + ZB5AK1333C0)	0.516/1.138						
	Red	XB5AK134M5 (ZB5AW0M45 + ZB5AK1343)	XB5AK134M5C0 (ZB5AW0M45 + ZB5AK1343C0)	0.516/1.138						
	Orange	XB5AK135M5 (ZB5AW0M55 + ZB5AK1353)	XB5AK135M5C0 (ZB5AW0M55 + ZB5AK1353C0)	0.516/1.138						

(1) For recommended maximum number of contacts constituting the body (fixing collar and contact) associated with the head, see page 22.

(2) For white color plated bezel replace C0 with C1, and for other color plated bezels using the web customization tool, see page 5.

(3) To add customized markings on these references using the web customization tool, see page 5.


Assembly of other products using:
 Combined sub-assemblies: see page 84
 Accessories: see page 90

Control and signaling units

Harmony XB5, plastic

Illuminated selector switches with standard handle,
 with integral LED

Illuminated selector switches with standard handle, with integral LED (continued) (1)

Shape of head	Type of operator	Positions		Color of handle	Reference		Weight kg/lb	
		Number	Type		For black bezel	For gray bezel (3)		
Heads only (2) (4)								
 ZB5AK1263	Standard handle	2-position 90°	Stay put	↙	White	ZB5AK1213	ZB5AK1213C0	0.016/0.035
					Green	ZB5AK1233	ZB5AK1233C0	0.016/0.035
					Red	ZB5AK1243	ZB5AK1243C0	0.016/0.035
					Orange	ZB5AK1253	ZB5AK1253C0	0.016/0.035
					Yellow	ZB5AK1283	ZB5AK1283C0	0.016/0.035
					Blue	ZB5AK1263	ZB5AK1263C0	0.016/0.035
	Spring return from right to left	↘	↙	White	ZB5AK1413	ZB5AK1413C0	0.017/0.037	
				Green	ZB5AK1433	ZB5AK1433C0	0.017/0.037	
				Red	ZB5AK1443	ZB5AK1443C0	0.017/0.037	
				Orange	ZB5AK1453	ZB5AK1453C0	0.017/0.037	
				Yellow	ZB5AK1483	ZB5AK1483C0	0.017/0.037	
				Blue	ZB5AK1463	ZB5AK1463C0	0.017/0.037	
	3-position ± 45°	↘	↙	White	ZB5AK1313	ZB5AK1313C0	0.016/0.035	
				Green	ZB5AK1333	ZB5AK1333C0	0.016/0.035	
				Red	ZB5AK1343	ZB5AK1343C0	0.016/0.035	
				Orange	ZB5AK1353	ZB5AK1353C0	0.016/0.035	
				Yellow	ZB5AK1383	ZB5AK1383C0	0.016/0.035	
				Blue	ZB5AK1363	ZB5AK1363C0	0.016/0.035	
Spring return to center	↕	↙	White	ZB5AK1513	ZB5AK1513C0	0.016/0.035		
			Green	ZB5AK1533	ZB5AK1533C0	0.016/0.035		
			Red	ZB5AK1543	ZB5AK1543C0	0.016/0.035		
			Orange	ZB5AK1553	ZB5AK1553C0	0.016/0.035		
			Yellow	ZB5AK1583	ZB5AK1583C0	0.016/0.035		
			Blue	ZB5AK1563	ZB5AK1563C0	0.016/0.035		
Spring return from right to center	↘	↙	White	ZB5AK1813	ZB5AK1813C0	0.016/0.035		
			Green	ZB5AK1833	ZB5AK1833C0	0.016/0.035		
			Red	ZB5AK1843	ZB5AK1843C0	0.016/0.035		
			Orange	ZB5AK1853	ZB5AK1853C0	0.016/0.035		
			Yellow	ZB5AK1883	ZB5AK1883C0	0.016/0.035		
			Blue	ZB5AK1863	ZB5AK1863C0	0.016/0.035		
Spring return from left to center	↙	↘	White	ZB5AK1713	ZB5AK1713C0	0.016/0.035		
			Green	ZB5AK1733	ZB5AK1733C0	0.016/0.035		
			Red	ZB5AK1743	ZB5AK1743C0	0.016/0.035		
			Orange	ZB5AK1753	ZB5AK1753C0	0.016/0.035		
			Yellow	ZB5AK1783	ZB5AK1783C0	0.016/0.035		
			Blue	ZB5AK1763	ZB5AK1763C0	0.016/0.035		

(1) For recommended maximum number of contacts constituting the body (fixing collar and contact) associated with the head, see page 22.

(2) For use with bodies comprising a light source with integral LED only.

(3) For white color plated bezel replace C0 with C1, and for other color plated bezels using the web customization tool, see page 5.

(4) To add customized markings on these references using the web customization tool, see page 5.

PF108227



ZB5AK1263



Protected LED

IOPPF108225



ZB5AK1313

XB5_833_CPSCCT16033



ZB5AK1783

Control and signaling units


Harmony XB5, plastic

Flush mounted selector switches with standard handle


Assembly of other products using:
 Body/contact assemblies: see page 78
 Accessories: see page 90

Flush mounted selector switches with standard handle for Ø 30 mm ⁽¹⁾									
Screw clamp terminal connections (Schneider Electric anti-loosening system)									
Shape of head operator	Type of operator	Type of contact		Marking on bezel Text (color)	Positions		Reference		Weight kg/lb
		NO	NC		Number	Type	For black bezel	For gray bezel(2)	


Complete units (3)

	Standard handle, black	1	–		2-position 90°	Stay put	∨	XB5FD21 (ZB5AZ101 + ZB5FD2)	XB5FD21C0 (ZB5AZ101 + ZB5FD2C0)	0.043/0.095
		1	–		Spring return from right to left	∩	XB5FD41 (ZB5AZ101 + ZB5FD4)	XB5FD41C0 (ZB5AZ101 + ZB5FD4C0)	0.046/0.101	
		1	1		Stay put	∨	XB5FD25 (ZB5AZ105 + ZB5FD2)	XB5FD25C0 (ZB5AZ105 + ZB5FD2C0)	0.043/0.095	
		2	–		3-position ± 45°	Stay put	∨	XB5FD33 (ZB5AZ103 + ZB5FD3)	XB5FD33C0 (ZB5AZ103 + ZB5FD3C0)	0.043/0.095
Spring return to center	∩			XB5FD53 (ZB5AZ103 + ZB5FD5)	XB5FD53C0 (ZB5AZ103 + ZB5FD5C0)	0.043/0.095				


Heads only (3)

	Standard handle, black				2-position 90°	Stay put	∨	ZB5FD2	ZB5FD2C0	0.017/0.037
					Spring return from right to left	∩	ZB5FD4	ZB5FD4C0	0.020/0.044	
					3-position ± 45°	Stay put	∨	ZB5FD3	ZB5FD3C0	0.017/0.037
					Spring return to center	∩	ZB5FD5	ZB5FD5C0	0.017/0.037	
					Spring return from left to center	∩	ZB5FD7	ZB5FD7C0	0.017/0.037	
					Spring return from right to center	∩	ZB5FD8	ZB5FD8C0	0.017/0.037	

Heads only with marked bezel

	Standard handle, black	"O" and "I" (White)	2-position 90°	Stay put	∨	ZB5FD2M178		0.017/0.037
--	------------------------	---------------------	----------------	----------	---	-------------------	--	-------------

Heads only with other colored handles (2)(3)

	Standard handle, white			Add suffix 01 to the reference, for example:	ZB5FD201	ZB5FD201C0	
	Standard handle, green			Add suffix 03 to the reference, for example:	ZB5FD203	ZB5FD203C0	
	Standard handle, red			Add suffix 04 to the reference, for example:	ZB5FD204	ZB5FD204C0	
	Standard handle, yellow			Add suffix 05 to the reference, for example:	ZB5FD205	ZB5FD205C0	
	Standard handle, blue			Add suffix 06 to the reference, for example:	ZB5FD206	ZB5FD206C0	


(1) For recommended maximum number of contacts and sequence of contacts constituting the body (fixing collar and contact) associated with the head, see page 22.
 (2) For white color plated bezel replace C0 with C1, and for other color plated bezels using the web customization tool, see page 5.
 (3) To add customized markings on these references using the web customization tool, see page 5.



XB5FD33




XB5FD33C0



ZB5FD2



XB5FD2M178





XB5FD203

Control and signaling units

Harmony XB5, plastic

Flush mounted selector switches with long handle

Assembly of other products using:
 Body/contact assemblies: see [page 78](#)
 Accessories: see [page 90](#)

Flush mounted selector switches with long handle for Ø 30 mm ⁽¹⁾									
Screw clamp terminal connections (Schneider Electric anti-loosening system)									
Shape of head	Type of operator	Type of contact		Positions Number	Type	Reference		Weight kg/lb	
		NO	NC			For black bezel	For gray bezel ⁽²⁾		
Complete units ⁽³⁾									
	Long handle, black	1	-	2-position 90°	Stay put	✓	XB5FJ21 (ZB5AZ101 + ZB5FJ2)	XB5FJ21C0 (ZB5AZ101 + ZB5FJ2C0)	0.043/0.095
					Stay put	✓	XB5FJ33 (ZB5AZ103 + ZB5FJ3)	XB5FJ33C0 (ZB5AZ103 + ZB5FJ3C0)	0.043/0.095
					Spring return to center	✓	XB5FJ53 (ZB5AZ103 + ZB5FJ5)	XB5FJ53C0 (ZB5AZ103 + ZB5FJ5C0)	0.043/0.095
Heads only ⁽³⁾									
	Long handle, black			2-position 90°	Stay put	✓	ZB5FJ2	ZB5FJ2C0	0.017/0.037
					Spring return from right to left	✓	ZB5FJ4	ZB5FJ4C0	0.020/0.044
					Stay put	✓	ZB5FJ3	ZB5FJ3C0	0.017/0.037
					Spring return to center	✓	ZB5FJ5	ZB5FJ5C0	0.017/0.037
					Spring return from left to center	✓	ZB5FJ7	ZB5FJ7C0	0.017/0.037
					Spring return from right to center	✓	ZB5FJ8	ZB5FJ8C0	0.017/0.037

(1) For recommended maximum number of contacts and sequence of contacts constituting the body (fixing collar and contact) associated with the head, see [page 22](#).

(2) For white color plated bezel replace C0 with C1, and for other color plated bezels using the web customization tool, see [page 5](#).

(3) To add customized markings on these references using the web customization tool, see [page 5](#).

XB5_633_CPMFS18007



XB5FJ21

XB5_633_CP_SCT17393
























ZB5FJ3

Control and signaling units

Harmony XB5, plastic

Flush mounted key switches with key no. 455

Assembly of other products using:
 Body/contact assemblies: see page 78
 Accessories: see page 90

Flush mounted key switches for Ø 30 mm (1)											
Screw clamp terminal connections (Schneider Electric anti-loosening system)											
Shape of head	Type of operator	Type of contact		Positions (2)		Reference	Reference		Weight kg/lb		
		NO	NC	Number	Type		For black bezel (6)	For gray bezel (5)			
Complete units											
	Key switch with key no. 455	1	-	2-position 90°	Stay put		XB5FG21 (ZB5AZ101 + ZB5FG2)	XB5FG21C0 (ZB5AZ101 + ZB5FG2C0)	0.831/1.832		
							XB5FG41 (ZB5AZ101 + ZB5FG4)	XB5FG41C0 (ZB5AZ101 + ZB5FG4C0)	0.831/1.832		
							XB5FG61 (ZB5AZ101 + ZB5FG6)	XB5FG61C0 (ZB5AZ101 + ZB5FG6C0)	0.870/1.918		
		2	-	3-position ± 45°	Stay put		XB5FG03 (ZB5AZ103 + ZB5FG0)	XB5FG03C0 (ZB5AZ103 + ZB5FG0C0)	0.831/1.832		
							XB5FG33 (ZB5AZ103 + ZB5FG3)	XB5FG33C0 (ZB5AZ103 + ZB5FG3C0)	0.831/1.832		
Heads only											
	Key switch with key no. 455 (3) (4)			2-position 90°	Stay put		ZB5FG2 (6)	ZB5FG2C0	0.057/0.126		
							ZB5FG02	-	0.057/0.126		
							ZB5FG4 (6)	ZB5FG4C0	0.057/0.126		
							ZB5FG6 (6)	ZB5FG6C0	0.061/0.134		
						3-position ± 45°	Stay put		ZB5FG0 (6)	ZB5FG0C0	0.057/0.126
									ZB5FG3	-	0.057/0.126
									ZB5FG5	-	0.057/0.126
									ZB5FG9	-	0.057/0.126
									ZB5FG09	-	0.057/0.126
									ZB5FG1	-	0.057/0.126
						Spring return from left to center	Spring return to center		ZB5FG7 (6)	ZB5FG7C0	0.057/0.126
									ZB5FG8	-	0.057/0.126
						Spring return from right to center			ZB5FG05 (6)	ZB5FG05C0	0.057/0.126
									ZB5FG08 (6)	ZB5FG08C0	0.057/0.126

(1) For recommended maximum number of contacts and sequence of contacts constituting the body (fixing collar and contact) associated with the head, see page 22.
 (2) The symbol \curvearrowright indicates key withdrawal position(s).
 (3) Other key numbers:
 Place an order with a Generic reference by adding a technical text to standard reference with a suffix of key number
 - Key no. 421E: order with Generic reference ZB5FG●K and add suffix 12 to the technical reference
 - Key no. 458A: order with Generic reference ZB5FG●K and add suffix 10 to the technical reference
 - Key no. 520E: order with Generic reference ZB5FG●K and add suffix 14 to the technical reference
 - Key no. 3131A: order with Generic reference ZB5FG●C and add suffix 20 to the technical reference
 Example: For a switch head with key no. 421E, 2-position stay put, and key withdrawal from the left-hand position, the Generic reference to order is ZB5FG2K and technical text is ZB5FG212
 (4) For specific keys with other numbers, please contact our Customer Care Center.
 (5) For white color plated bezel replace C0 with C1, and for other color plated bezels (without marking) using the web customization tool, see page 5.
 (6) To add customized markings on these references using the web customization tool, see page 5.

Assembly of other products using:
 Body/contact assemblies: see page 78
 Accessories: see page 90

Control and signaling units

Harmony XB5, plastic

Flush mounted key switches with key no. 8D1
 Flush mounted selector switches with knurled knob



Flush mounted key switches for Ø 30 mm (continued) (1)										
Shape of head	Type of operator	Positions (2)			Reference		Weight kg/lb			
		Number	Type		For black bezel	For gray bezel (3)				
	Key switch with key no. 8D1	2-position 90°	Stay put		ZB5FG2D	–	0.069/0.152			
					ZB5FG02D	–	0.069/0.152			
					ZB5FG4D	–	0.069/0.152			
			Spring return from right to left		ZB5FG6D	–	0.069/0.152			
				3-position ±45°	Stay put		ZB5FG0D	–	0.069/0.152	
							ZB5FG3D	–	0.069/0.152	
			ZB5FG5D			–	0.069/0.152			
		Spring return from left to center	Stay put	Spring return from left to center		ZB5FG9D	–	0.069/0.152		
						ZB5FG09D	–	0.069/0.152		
						ZB5FG1D	–	0.069/0.152		
						ZB5FG7D	–	0.069/0.152		
						ZB5FG8D	–	0.069/0.152		
						ZB5FG05D	–	0.069/0.152		
		Spring return from right to center	Stay put	Spring return from right to center		ZB5FG08D	–	0.069/0.152		
					3-position ±45°	Stay put		ZB5FG03D	–	0.069/0.152
								ZB5FG04D	–	0.069/0.152
								ZB5FG06D	–	0.069/0.152
						ZB5FG07D	–	0.069/0.152		



Flush mounted selector switches with knurled knob for Ø 30 mm (1)								
Shape of head	Type of operator	Positions (2)			Reference		Weight kg/lb	
		Number	Type		For black bezel	For gray bezel (3)		
Heads only (4)								
	Black knurled knob	2-position 90°	Stay put		ZB5FD29	ZB5FD29C0	0.034/0.075	
					ZB5FD49	ZB5FD49C0	0.034/0.075	
		3-position ±45°	Stay put	Spring return to center		ZB5FD39	ZB5FD39C0	0.034/0.075
						ZB5FD59	ZB5FD59C0	0.034/0.075
						ZB5FD79	ZB5FD79C0	0.034/0.075
						ZB5FD89	ZB5FD89C0	0.034/0.075





(1) For recommended maximum number of contacts and sequence of contacts constituting the body (fixing collar and contact) associated with the head, see page 22.
 (2) The symbol indicates key withdrawal position(s).
 (3) For white color plated bezel replace C0 with C1, and for other color plated bezels using the web customization tool, see page 5.
 (4) To add customized markings on these references using the web customization tool, see page 5.

Control and signaling units

Harmony XB5, plastic

Flush mounted illuminated selector switches with standard handle, with integral LED

Assembly of other products using:
 Combined sub-assemblies: see page 84
 Accessories: see page 90

Flush mounted illuminated selector switches with standard handle, with integral LED for Ø 30 mm ⁽¹⁾															
Screw clamp terminal connections (Schneider Electric anti-loosening system)															
Shape of head operator	Type of operator	Type of contact		Positions Number and type	Supply voltage V	Color of handle	Reference		Weight kg/lb						
		NO	NC				For black bezel	For gray bezel ⁽²⁾							
Complete units ⁽³⁾															
 XB5FK123B5	 Standard handle  Protected LED	1	1	2-position 90° Stay put	24 $\tilde{\sim}$ (50/60 Hz)	Green	XB5FK123B5 (ZB5AW0B35 + ZB5FK1233)	XB5FK123B5C0 (ZB5AW0B35 + ZB5FK1233C0)	0.516/1.138						
						Red	XB5FK124B5 (ZB5AW0B45 + ZB5FK1243)	XB5FK124B5C0 (ZB5AW0B45 + ZB5FK1243C0)	0.516/1.138						
						Orange	XB5FK125B5 (ZB5AW0B55 + ZB5FK1253)	XB5FK125B5C0 (ZB5AW0B55 + ZB5FK1253C0)	0.516/1.138						
										110...120 $\tilde{\sim}$ (50/60 Hz)	Green	XB5FK123G5 (ZB5AW0G35 + ZB5FK1233)	XB5FK123G5C0 (ZB5AW0G35 + ZB5FK1233C0)	0.516/1.138	
						Red	XB5FK124G5 (ZB5AW0G45 + ZB5FK1243)	–	0.516/1.138						
						Orange	XB5FK125G5 (ZB5AW0G55 + ZB5FK1253)	–	0.516/1.138						
										230...240 $\tilde{\sim}$ (50/60 Hz)	Green	XB5FK123M5 (ZB5AW0M35 + ZB5FK1233)	XB5FK123M5C0 (ZB5AW0M35 + ZB5FK1233C0)	0.516/1.138	
						Red	XB5FK124M5 (ZB5AW0M45 + ZB5FK1243)	XB5FK124M5C0 (ZB5AW0M45 + ZB5FK1243C0)	0.516/1.138						
						Orange	XB5FK125M5 (ZB5AW0M55 + ZB5FK1253)	XB5FK125M5C0 (ZB5AW0M55 + ZB5FK1253C0)	0.516/1.138						
						 XB5FK124B5		1	1	3-position $\pm 45^\circ$ Stay put	24 $\tilde{\sim}$ (50/60 Hz)	Green	XB5FK133B5 (ZB5AW0B35 + ZB5FK1333)	XB5FK133B5C0 (ZB5AW0B35 + ZB5FK1333C0)	0.516/1.138
												Red	XB5FK134B5 (ZB5AW0B45 + ZB5FK1343)	–	0.516/1.138
												Orange	XB5FK135B5 (ZB5AW0B55 + ZB5FK1353)	–	0.516/1.138
				110...120 $\tilde{\sim}$ (50/60 Hz)	Green							XB5FK133G5 (ZB5AW0G35 + ZB5FK1333)	–	0.516/1.138	
Red	XB5FK134G5 (ZB5AW0G45 + ZB5FK1343)	–	0.516/1.138												
Orange	XB5FK135G5 (ZB5AW0G55 + ZB5FK1353)	–	0.516/1.138												
				230...240 $\tilde{\sim}$ (50/60 Hz)	Green							XB5FK133M5 (ZB5AW0M35 + ZB5FK1333)	XB5FK133M5C0 (ZB5AW0M35 + ZB5FK1333C0)	0.516/1.138	
Red	XB5FK134M5 (ZB5AW0M45 + ZB5FK1343)	–	0.516/1.138												
Orange	XB5FK135M5 (ZB5AW0M55 + ZB5FK1353)	–	0.516/1.138												

(1) For recommended maximum number of contacts constituting the body (fixing collar and contact) associated with the head, see page 22.

(2) For white color plated bezel replace C0 with C1, and for other color plated bezels using the web customization tool, see page 5.

(3) To add customized markings on these references using the web customization tool, see page 5.















Assembly of other products using:
 Combined sub-assemblies: see page 84
 Accessories: see page 90

Control and signaling units

Harmony XB5, plastic

Flush mounted illuminated selector switches with standard handle, with integral LED

Flush mounted illuminated selector switches with standard handle, with integral LED for Ø 30 mm (1)(2)

Shape of head	Type of operator	Positions		Color of handle	Reference		Weight kg/lb			
		Number	Type		For black bezel	For gray bezel (3)				
Heads only (4)										
 ZB5FK1233	Standard handle	2-position 90°	Stay put		White	ZB5FK1213	ZB5FK1213C0	0.030/0.066		
					Green	ZB5FK1233	ZB5FK1233C0	0.030/0.066		
					Red	ZB5FK1243	ZB5FK1243C0	0.030/0.066		
					Orange	ZB5FK1253	ZB5FK1253C0	0.030/0.066		
					Yellow	ZB5FK1283	ZB5FK1283C0	0.030/0.066		
					Blue	ZB5FK1263	ZB5FK1263C0	0.030/0.066		
 ZB5FK1263C0	Protected LED	3-position ±45°	Stay put		Spring return from right to left 		White	ZB5FK1413	–	0.030/0.066
					Green	ZB5FK1433	–	0.030/0.066		
					Red	ZB5FK1443	–	0.030/0.066		
					Orange	ZB5FK1453	–	0.030/0.066		
					Yellow	ZB5FK1483	–	0.030/0.066		
					Blue	ZB5FK1463	–	0.030/0.066		
					White	ZB5FK1313	ZB5FK1313C0	0.030/0.066		
					Green	ZB5FK1333	ZB5FK1333C0	0.030/0.066		
					Red	ZB5FK1343	ZB5FK1343C0	0.030/0.066		
					Orange	ZB5FK1353	ZB5FK1353C0	0.030/0.066		
					Yellow	ZB5FK1383	ZB5FK1383C0	0.030/0.066		
					Blue	ZB5FK1363	–	0.030/0.066		
 ZB5FK1843	Protected LED	3-position ±45°	Stay put		Spring return to center 		White	ZB5FK1513	ZB5FK1513C0	0.030/0.066
					Green	ZB5FK1533	ZB5FK1533C0	0.030/0.066		
					Red	ZB5FK1543	–	0.030/0.066		
					Orange	ZB5FK1553	ZB5FK1553C0	0.030/0.066		
					Yellow	ZB5FK1583	ZB5FK1583C0	0.030/0.066		
					Blue	ZB5FK1563	–	0.030/0.066		
 ZB5FK1843	Protected LED	3-position ±45°	Stay put		Spring return from right to center 		White	ZB5FK1813	–	0.030/0.066
					Green	ZB5FK1833	ZB5FK1833C0	0.030/0.066		
					Red	ZB5FK1843	–	0.030/0.066		
					Orange	ZB5FK1853	–	0.030/0.066		
					Yellow	ZB5FK1883	–	0.030/0.066		
					Blue	ZB5FK1863	–	0.030/0.066		
 ZB5FK1843	Protected LED	3-position ±45°	Stay put		Spring return from left to center 		White	ZB5FK1713	–	0.030/0.066
					Green	ZB5FK1733	–	0.030/0.066		
					Red	ZB5FK1743	–	0.030/0.066		
					Orange	ZB5FK1753	–	0.030/0.066		
					Yellow	ZB5FK1783	–	0.030/0.066		
					Blue	ZB5FK1763	–	0.030/0.066		

(1) For recommended maximum number of contacts constituting the body (fixing collar and contact) associated with the head, see page 22.

(2) For use with bodies comprising a light source with integral LED only.

(3) For white color plated bezel replace C0 with C1, and for other color plated bezels using the web customization tool, see page 5.

(4) To add customized markings on these references using the web customization tool, see page 5.

Assembly of other products using:
Light block sub-assemblies: see page 76
Accessories: see page 90



XB5AVB1



XB5EVG3

Pilot lights with integral LED								
Screw clamp terminal connections (Schneider Electric anti-loosening system)								
Shape of head	Supply voltage V	Color	Reference for monolithic units	Reference for complete units	Weight kg/lb			
Complete units (with plain lens)								
Protected LED	24 ~ (50/60 Hz)	White	XB5EVB1	XB5AVB1 (ZB5AVB1 + ZB5AV013)	0.038/0.084			
		Green	XB5EVB3	XB5AVB3 (ZB5AVB3 + ZB5AV033)	0.038/0.084			
		Red	XB5EVB4	XB5AVB4 (ZB5AVB4 + ZB5AV043)	0.038/0.084			
		Orange	XB5EVB5	XB5AVB5 (ZB5AVB5 + ZB5AV053)	0.038/0.084			
		Blue	XB5EVB6	XB5AVB6 (ZB5AVB6 + ZB5AV063)	0.038/0.084			
		Yellow	XB5EVB8	–	0.038/0.084			
		Protected LED	110...120 ~ (50/60 Hz)	White	XB5EVG1	XB5AVG1 (ZB5AVG1 + ZB5AV013)	0.038/0.084	
				Green	XB5EVG3	XB5AVG3 (ZB5AVG3 + ZB5AV033)	0.038/0.084	
Red	XB5EVG4			XB5AVG4 (ZB5AVG4 + ZB5AV043)	0.038/0.084			
Orange	XB5EVG5			XB5AVG5 (ZB5AVG5 + ZB5AV053)	0.038/0.084			
Blue	XB5EVG6			XB5AVG6 (ZB5AVG6 + ZB5AV063)	0.038/0.084			
Yellow	XB5EVG8			–	0.038/0.084			
Protected LED	230...240 ~ (50/60 Hz)			White	XB5EVM1	XB5AVM1 (ZB5AVM1 + ZB5AV013)	0.038/0.084	
				Green	XB5EVM3	XB5AVM3 (ZB5AVM3 + ZB5AV033)	0.038/0.084	
		Red	XB5EVM4	XB5AVM4 (ZB5AVM4 + ZB5AV043)	0.038/0.084			
		Orange	XB5EVM5	XB5AVM5 (ZB5AVM5 + ZB5AV053)	0.038/0.084			
		Blue	XB5EVM6	XB5AVM6 (ZB5AVM6 + ZB5AV063)	0.038/0.084			
		Yellow	XB5EVM8	–	0.038/0.084			



Assembly of other products using:
Light block sub-assemblies: see page 76
Accessories: see page 90

Pilot lights with integral LED Screw clamp terminal connections (Schneider Electric anti-loosening system)

Heads only, circular (1)

Shape of head	For use with body comprising light source type	Color of lens	Reference	Weight kg/lb
---------------	--	---------------	-----------	--------------

■ With plain lens

	Integral LED only 	White	ZB5AV013	0.017/0.037
		Green	ZB5AV033	0.017/0.037
		Red	ZB5AV043	0.017/0.037
		Orange	ZB5AV053	0.017/0.037
		Yellow	ZB5AV083	0.017/0.037
		Blue	ZB5AV063	0.017/0.037
		5 colors (2) (3)	ZB5AV003	0.017/0.037

■ With plain lens, for insertion of legend (3)

	Integral LED only 	White	ZB5AV013E	0.017/0.037
		Green	ZB5AV033E	0.017/0.037
		Red	ZB5AV043E	0.017/0.037
		Orange	ZB5AV053E	0.017/0.037
		Yellow	ZB5AV083E	0.017/0.037
		Blue	ZB5AV063E	0.017/0.037

■ With grooved lens (4)

	Integral LED only 	White	ZB5AV013S	0.017/0.037
		Green	ZB5AV033S	0.017/0.037
		Red	ZB5AV043S	0.017/0.037
		Orange	ZB5AV053S	0.017/0.037
		Yellow	ZB5AV083S	0.017/0.037
		Blue	ZB5AV063S	0.017/0.037

Heads only, square (1)

■ With plain lens

	Integral LED only 	White	ZB5CV013	0.020/0.044
		Green	ZB5CV033	0.020/0.044
		Red	ZB5CV043	0.020/0.044
		Orange	ZB5CV053	0.020/0.044
		Blue	ZB5CV063	0.020/0.044
		5 colors (2)	ZB5CV003	0.028/0.062

(1) For use with bodies comprising a light source with integral LED only.

(2) Head supplied with 5 different colored lenses (white, green, red, orange, or blue) not fitted, for insertion of legend.

(3) For legend ordering information, see page 101.

(4) For use in bright ambient light conditions (for example, outdoors in sunlight).



ZB5AV053



ZB5AV083S



ZB5CV063

Control and signaling units

Harmony XB5, plastic

Pilot lights with integral LED and with BA 9s base fitting


Assembly of other products using:
Light block sub-assemblies: see page 76
Accessories: see page 90

PF080703



XB5AV5B4

Pilot lights with integral LED and transformer (1.2 VA, 24 V secondary) Screw clamp terminal connections (Schneider Electric anti-loosening system)

Shape of head	Supply voltage V	Color	Reference (1)	Weight kg/lb
Complete units - With plain lens				
	400 ~ - 50 Hz (1)	White	XB5AV5B1	0.133/0.293
		Green	XB5AV5B3	0.133/0.293
		Red	XB5AV5B4	0.133/0.293
		Orange	XB5AV5B5	0.133/0.293
		Blue	XB5AV5B6	0.133/0.293





101292



XB5AV63

Pilot lights with BA 9s base fitting, with plain or grooved lens Screw clamp terminal connections (Schneider Electric anti-loosening system)

Shape of head	Supply voltage V	Color	Reference	Weight kg/lb
Complete units - With plain lens				
■ Direct supply, for BA 9s bulb, U ≤ 250 V, 2.4 W max. (bulb not included)				
	≤ 250	White	XB5AV61 (ZB5AV6 + ZB5AV01)	0.037/0.082
		Green	XB5AV63 (ZB5AV6 + ZB5AV03)	0.037/0.082
		Red	XB5AV64 (ZB5AV6 + ZB5AV04)	0.037/0.082
		Orange	XB5AV65 (ZB5AV6 + ZB5AV05)	0.037/0.082
■ Via integral transformer, 1.2 VA, 6 V secondary, with BA 9s incandescent bulb (included)				
	110...120 ~ - 50/60 Hz	White	XB5AV31 (ZB5AV3 + ZB5AV01)	0.109/0.240
		Green	XB5AV33 (ZB5AV3 + ZB5AV03)	0.109/0.240
		Red	XB5AV34 (ZB5AV3 + ZB5AV04)	0.109/0.240
		Orange	XB5AV35 (ZB5AV3 + ZB5AV05)	0.109/0.240
	230 ~ - 50 Hz 220...240 ~ - 60 Hz	White	XB5AV41 (ZB5AV4 + ZB5AV01)	0.110/0.243
		Green	XB5AV43 (ZB5AV4 + ZB5AV03)	0.110/0.243
		Red	XB5AV44 (ZB5AV4 + ZB5AV04)	0.110/0.243
		Orange	XB5AV45 (ZB5AV4 + ZB5AV05)	0.110/0.243

101291





XB5AV34

PG13112



ZB5AV01

Heads only (2)

Shape of head	For use with body comprising light source type	Color of lens	Reference	Weight kg/lb
■ With plain lens				
	With BA 9s base fitting	White	ZB5AV01	0.018/0.040
		Green	ZB5AV03	0.018/0.040
		Red	ZB5AV04	0.018/0.040
		Orange	ZB5AV05	0.018/0.040
		Blue	ZB5AV06	0.018/0.040
		Clear	ZB5AV07	0.018/0.040
		■ With grooved lens (3)		
	With BA 9s base fitting	White	ZB5AV01S	0.017/0.037
		Green	ZB5AV03S	0.017/0.037
		Red	ZB5AV04S	0.017/0.037
		Orange	ZB5AV05S	0.017/0.037
		Blue	ZB5AV06S	0.017/0.037
		Clear	ZB5AV07S	0.017/0.037

(1) To order 440...460 V ~ - 60 Hz transformer blocks, replace "5" in the reference with "8". For example, XB5AV5B1 becomes XB5AV8B1. To order 550...600 V ~ - 60 Hz blocks, replace "5" with "9". For example, XB5AV5B1 becomes XB5AV9B1.

(2) For use with bodies comprising a light source with BA 9s base fitting (incandescent, neon, or LED) only.

(3) For use in bright ambient light conditions (for example, outdoors in sunlight).

Assembly of other products using:
 Light block sub-assemblies: see page 76
 Accessories: see page 90

Control and signaling units

Harmony XB5, plastic
 3-phase pilot light with integral LED
 Push-to-test pilot lights



XB5EV57K4



XB5EV57L4




XB5AW21B5



XB5AW25G5

3-phase pilot lights with integral LED

Faston connector, 6.3 mm

Shape of head	Supply voltage V	Color	Reference	Weight kg/lb
Complete units - With plain lens				
	400 ~ - 50/60 Hz	Red Green Yellow	XB5EV57K4	0.065/0.143
	400 ~ - 50/60 Hz	White White White	XB5EV57L4	0.065/0.143




Push-to-test pilot light

Shape of head	Supply voltage V	Color	Reference	Weight kg/lb
Complete units				
	24 ~ - 50/60 Hz	White	XB5AW21B5	0.047/0.104
	24 ~ - 50/60 Hz	Green	XB5AW23B5	0.047/0.104
	24 ~ - 50/60 Hz	Red	XB5AW24B5	0.047/0.104
	24 ~ - 50/60 Hz	Orange	XB5AW25B5	0.047/0.104
	24 ~ - 50/60 Hz	Yellow	XB5AW28B5	0.047/0.104
	24 ~ - 50/60 Hz	Blue	XB5AW26B5	0.047/0.104
	110 - 120 ~ - 50/60 Hz	White	XB5AW21G5	0.047/0.104
	110 - 120 ~ - 50/60 Hz	Green	XB5AW23G5	0.047/0.104
	110 - 120 ~ - 50/60 Hz	Red	XB5AW24G5	0.047/0.104
	110 - 120 ~ - 50/60 Hz	Orange	XB5AW25G5	0.047/0.104
	110 - 120 ~ - 50/60 Hz	Yellow	XB5AW28G5	0.047/0.104
	110 - 120 ~ - 50/60 Hz	Blue	XB5AW26G5	0.047/0.104

(1) For use with bodies comprising a light source with integral LED only.

Assembly of other products using:
 Light block sub-assemblies: see page 76
 Accessories: see page 90

Flush mounted pilot lights with integral LED for Ø 30 mm (2)
Screw clamp terminal connections (Schneider Electric anti-loosening system)

Shape of head	Supply voltage V	Color	Reference		Weight kg/lb
			For black bezel	For gray bezel (1)	
Complete units (with plain lens)					
 XB5FVB1	24 ~ (50/60 Hz)	White	XB5FVB1 (ZB5AVB1 + ZB5FV013)	XB5FVB1C0 (ZB5AVB1 + ZB5FV013C0)	0.038/0.084
		Green	XB5FVB3 (ZB5AVB3 + ZB5FV033)	XB5FVB3C0 (ZB5AVB3 + ZB5FV033C0)	0.038/0.084
		Red	XB5FVB4 (ZB5AVB4 + ZB5FV043)	XB5FVB4C0 (ZB5AVB4 + ZB5FV043C0)	0.038/0.084
		Orange	XB5FVB5 (ZB5AVB5 + ZB5FV053)	XB5FVB5C0 (ZB5AVB5 + ZB5FV053C0)	0.038/0.084
		Blue	XB5FVB6 (ZB5AVB6 + ZB5FV063)	XB5FVB6C0 (ZB5AVB6 + ZB5FV063C0)	0.038/0.084
		 XB5FVB4C0	110...120 ~ (50/60 Hz)	White	XB5FVG1 (ZB5AVG1 + ZB5FV013)
Green	XB5FVG3 (ZB5AVG3 + ZB5FV033)			XB5FVG3C0 (ZB5AVG3 + ZB5FV033C0)	0.038/0.084
Red	XB5FVG4 (ZB5AVG4 + ZB5FV043)			XB5FVG4C0 (ZB5AVG4 + ZB5FV043C0)	0.038/0.084
Orange	XB5FVG5 (ZB5AVG5 + ZB5FV053)			XB5FVG5C0 (ZB5AVG5 + ZB5FV053C0)	0.038/0.084
Blue	XB5FVG6 (ZB5AVG6 + ZB5FV063)			XB5FVG6C0 (ZB5AVG6 + ZB5FV063C0)	0.038/0.084
 XB5FVG3	230...240 ~ (50/60 Hz)			White	XB5FVM1 (ZB5AVM1 + ZB5FV013)
		Green	XB5FVM3 (ZB5AVM3 + ZB5FV033)	XB5FVM3C0 (ZB5AVM3 + ZB5FV033C0)	0.038/0.084
		Red	XB5FVM4 (ZB5AVM4 + ZB5FV043)	XB5FVM4C0 (ZB5AVM4 + ZB5FV043C0)	0.038/0.084
		Orange	XB5FVM5 (ZB5AVM5 + ZB5FV053)	XB5FVM5C0 (ZB5AVM5 + ZB5FV053C0)	0.038/0.084
		Blue	XB5FVM6 (ZB5AVM6 + ZB5FV063)	XB5FVM6C0 (ZB5AVM6 + ZB5FV063C0)	0.038/0.084

(1) For white color plated bezel replace C0 with C1, and for other color plated bezels using the web customization tool, see page 5.
 (2) To add customized markings on these references using the web customization tool, see page 5.

XB5_633_CPMFS18011



XB5_633_CPMFS18108


XB5_633_CPMFS18104

Assembly of other products using:
 Light block sub-assemblies: see [page 76](#)
 Accessories: see [page 90](#)


Flush mounted pilot lights with integral LED for Ø 30 mm (continued) (1)
Screw clamp terminal connections (Schneider Electric anti-loosening system)

Heads only, circular (2)

Shape of head	For use with body comprising light source type	Color of lens	Reference		Weight kg/lb
			For black bezel	For gray bezel (3)	
■ With plain lens					
	Integral LED only 	White	ZB5FV013	ZB5FV013C0	0.017/0.037
		Green	ZB5FV033	ZB5FV033C0	0.017/0.037
		Red	ZB5FV043	ZB5FV043C0	0.017/0.037
		Orange	ZB5FV053	ZB5FV053C0	0.017/0.037
		Yellow	ZB5FV083	ZB5FV083C0	0.017/0.037
		Blue	ZB5FV063	ZB5FV063C0	0.017/0.037



ZB5FV043



ZB5FV083C0

(1) To add customized markings on these references using the web customization tool, see [page 5](#).

(2) For use with bodies comprising a light source with integral LED only.

(3) For white color plated bezel replace C0 with C1, and for other color plated bezels using the web customization tool, see [page 5](#).

Assembly of other products using:
 Body/contact assemblies: see [page 78](#)
 Accessories: see [page 90](#)

Control and signaling units

Harmony XB5, plastic

Specific functions

Manual overload reset pushbuttons, potentiometers



XB5AA801

Manual overload reset buttons (travel 10 mm/0.349 in.)

Shape of head	Actuation distance mm/in.	Marking	Color	Reference	Weight kg/lb
---------------	---------------------------	---------	-------	-----------	--------------

Without cap (1)

	17...120/ 0.669...4.724	–	–	XB5AA801	0.027/0.060
	120...257/ 4.724...10.118	–	–	XB5AA802	0.040/0.088

With flush push

	17...120/ 0.669...4.724	Without	Green	XB5AA831	0.027/0.060
			Red	XB5AA841	0.027/0.060
			Blue	XB5AA861	0.027/0.060
			O	XB5AA84101	0.027/0.060
			R	XB5AA86102	0.027/0.060
	120...257/ 4.724...10.118	Without	Green	XB5AA832	0.040/0.088
			Red	XB5AA842	0.040/0.088
			Blue	XB5AA862	0.040/0.088
			O	XB5AA84201	0.040/0.088
			R	XB5AA86202	0.040/0.088

With projecting push

	17...120/ 0.669...4.724	O	Red	XB5AL84101	0.027/0.060
	120...257/ 4.724...10.118	O	Red	XB5AL84201	0.040/0.088



XB5AD912R1K

Complete potentiometer

Description	Resistance k Ω	Reference	Weight kg/lb
+/-10% linear mode precision complete potentiometer with screw terminals	1	XB5AD912R1K	0.048/0.106
	4.7	XB5AD912R4K7	0.048/0.106
	10	XB5AD912R10K	0.048/0.106
	47	XB5AD912R47K	0.048/0.106
	100	XB5AD912R100K	0.048/0.106
	470	XB5AD912R470K	0.048/0.106



XB5AD912R1K

Heads and mounting base for potentiometer (2)

Shape of head	Description	For use with	Reference	Weight kg/lb
	For potentiometer with shaft length 45 to 50 mm/ 1.772 to 1.968 in.	Ø 6 mm/ 0.236 in. shaft	ZB5AD912	0.032/0.071
		Ø 6.35 mm/ 0.250 in. shaft	ZB5AD922	0.032/0.071



XB5AD912R1KC0

(1) Colored cap to be ordered separately (see [page 90](#)).
 (2) Potentiometer not included.

References

Assembly of other products using:
Body/contact assemblies: see page 78
Accessories: see page 90

Control and signaling units

Harmony XB5, plastic

Specific functions

Timers, Hour counters, Annunciators



XB5DTB22

Timers

Description	Output type	Supply voltage V	Time delay type	Time delay range	Reference	Weight kg/lb		
Panel-mounted timer function with status LED and 1 static output in 22.5 mm/0.886 in. hole	1 static output	24 $\overline{\text{---}}$	Type A (delay on energization)	0.5...10s	XB5DTB22	0.027/0.060		
				3...60 s	XB5DTB23	0.027/0.060		
				0.5...10 min	XB5DTB24	0.027/0.060		
				3...60 min	XB5DTB25	0.027/0.060		
				100...240 $\overline{\sim}$ - 50/60 Hz	Type A (delay on energization)	0.5...10s	XB5DTGM2	0.027/0.060
				3...60 s		XB5DTGM3	0.027/0.060	
		0.5...10 min	XB5DTGM4	0.027/0.060				
		3...60 min	XB5DTGM5	0.027/0.060				



XB5DSB

Hour counters

Characteristics	Supply voltage V	Reference	Weight kg/lb
Indication 0...9999.9	12...24 $\overline{\sim}$ - 50 or 60 Hz	XB5DSB	0.045/0.099
	120 $\overline{\sim}$ - 60 Hz	XB5DSG	0.045/0.099
	230...240 $\overline{\sim}$ - 50 Hz	XB5DSM	0.045/0.099

Annunciators (IP66, IP67, and IP69)

Characteristics	Supply voltage V	Color	Reference	Weight kg/lb
Continuous or intermittent non-illuminated buzzer - 90dB, 6.8kHz (connection diagram: see Schneider Electric website, Harmony XB5 page)	24 $\overline{\sim}$ - 50 or 60 Hz	-	XB5KSB	0.024/0.053
	110...120 V $\overline{\sim}$ - 50 or 60 Hz	-	XB5KSG	0.024/0.053
	230...240 $\overline{\sim}$ - 50 or 60 Hz	-	XB5KSM	0.024/0.053
Continuous or intermittent illuminated buzzer - 90dB, 6.8kHz	24 $\overline{\sim}$ - 50 or 60 Hz	Red	XB5KS2B4	0.024/0.053
	110...120 V $\overline{\sim}$ - 50 or 60 Hz	Red	XB5KS2G4	0.024/0.053
	230...240 $\overline{\sim}$ - 50 or 60 Hz	Red	XB5KS2M4	0.024/0.053
	24V $\overline{\sim}$ - 50 or 60 Hz	Yellow	XB5KS2B8	0.024/0.053
	110...120 V $\overline{\sim}$ - 50 or 60 Hz	Yellow	XB5KS2G8	0.024/0.053
	230...240 $\overline{\sim}$ - 50 or 60 Hz	Yellow	XB5KS2M8	0.024/0.053



XB5KS2B4

References

Assembly of other products using:
Accessories: see page 90

Control and signaling units

Harmony XB5, plastic

Specific functions

USB and RJ45 ports, Fuse carrier, Basic Displays, and Configurable Displays



XB5PUSB3



XB5PRJ45



XB5DT1S



XBH1AA0G4



XBH1AA0R4



XB5DD030



XB5DD050



ZBSD01



TM221C16R



XBTZ9980



XBTZ9982

USB and RJ45 ports

Description	Interface type	Connection type	Degree of protection	Reference	Weight kg/lb
Panel-mounted USB and RJ45 ports in 22.5 mm/0.886 in. hole with notch	USB interface, jack type A	USB port 3.0 A-A	IP20	XB5PUSB3	0.017/0.037
	Ethernet interface, RJ45 jack	RJ45 port Cat. 6	IP65, IP67, IP69K with protection cover (1)	XB5PRJ45	0.027/0.060

Fuse carrier

Description	For use with	Reference	Weight kg/lb
Fuse carrier	5 x 20 mm/0.197 x 0.787 in. fuse 6.3 A-250 V	XB5DT1S	0.022/0.049

Basic Displays

Description	Input current range	LED color	Reference	Weight kg/lb
Digital panel meter LED display, 1 current input, -999...9999	4...20 mA	Green	XBH1AA0G4	0.032/0.070
		Red	XBH1AA0R4	0.032/0.070

Configurable Displays

Description	Display		Resolution	Supply voltage V	Reference	Weight kg/lb
	Type	Size				
Analog display, digital display, CAM switch function	TFT	3.5 in./0.29 ft	320 x 240 (QVGA)	24 V	XB5DD030	0.365/0.805
	TFT	5.7 in./0.48 ft	320 x 240 (QVGA)	24 V	XB5DD050	0.615/1.365

Accessories for Configurable Displays

Industrial SD memory card for XB5DD●● with TM221C16R source file	-	-	-	-	ZBSD01	0.004/0.009
Modicon M221 logic controllers with 16 inputs/outputs	-	-	-	-	TM221C16R	0.346/0.762
RJ45 connector cable, 2.5 m/ 8.20 ft.	-	-	-	-	XBTZ9980	0.230/0.507
RJ45 connector cable, 10 m/ 32.80 ft.	-	-	-	-	XBTZ9982	-

(1) For protection covers, see page 111.

Assembly of other products using:
Accessories: see [page 90](#)

Control and signaling units

Harmony XB5, plastic

Specific functions

Joystick controllers



ZD5PA12

Joystick controllers (with 54 mm/2.126 in. long operating shaft) (1) Screw clamp terminal connections (Schneider Electric anti-loosening system)

Description	Operation	Spring return to zero position	Reference	Weight kg/lb
Sub-assemblies for joystick controllers				
2-direction	1 notch 1 NO contact per direction	Without	XD5PA12	0.060/0.132
		With	XD5PA22	0.060/0.132
4-direction	1 notch 1 NO contact per direction	Without	XD5PA14	0.077/0.170
		With	XD5PA24	0.077/0.170

Other versions Joystick controllers and complete body/contact assemblies for joystick controllers with Faston connector terminals (6.35 or 2 x 2.8/0.250 or 2 x 0.110 in.) Please contact our Customer Care Center.

Joystick controllers (with 54 mm/2.126 in. long operating shaft) (1) Screw clamp terminal connections (Schneider Electric anti-loosening system)

Description	For use with	Spring return to zero position	Reference	Weight kg/lb
Sub-assemblies for joystick controllers				
Complete body/contact assemblies	2-direction	-	ZD5PA103	0.049/0.108
	4-direction	-	ZD5PA203	0.058/0.128
Complete head assemblies with operating shaft	2-direction, stay put	-	ZD5PA12	0.022/0.049
	2-direction, spring return to zero position	-	ZD5PA22	0.022/0.049
	4-direction, stay put	-	ZD5PA14	0.022/0.049
	4-direction, spring return to zero position	-	ZD5PA24	0.022/0.049
Legends 30 x 48 mm/ 1.181 x 1.890 in. for engraving	2-direction	Black on one side Red on reverse	ZBG2201	0.001/0.002
		White on one side Yellow on reverse	ZBG2401	0.001/0.002
Legends 48 x 48 mm/ 1.890 x 1.890 in. for engraving	4-direction	Black on one side Red on reverse	ZBG4201	0.002/0.004
		White on one side Yellow on reverse	ZBG4401	0.002/0.004

Other versions Joystick controllers and complete body/contact assemblies for joystick controllers with Faston connector terminals (6.35 or 2 x 2.8/0.250 or 2 x 0.110 in.) Please contact our Customer Care Center.

(1) Must not be used with standard contact blocks ZBE10● (single) or ZBE20● (double).



ZD5PA103



ZD5PA203

To combine with heads, see pages 24 to 76

Control and signaling units

Harmony XB5, plastic

Body/contact assemblies - Screw clamp terminal connections



ZB5AZ009



ZBE101



ZBE203



ZB5AZ101




ZBE201



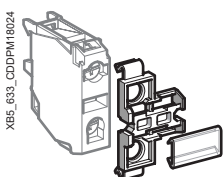
ZB5AZ107



ZBE501



ZB2BE101



ZBZ001

Body/fixing collar

For use with	Sold in lots of	Unit reference	Weight kg/lb
Electrical block (contact or light)	10	ZB5AZ009	0.006/0.013

Contact functions (1)

Screw clamp terminal connections (Schneider Electric anti-loosening system)

Application	Type of contact	Description	NO	NC	Sold in lots of	Unit reference	Weight kg/lb

Contacts for standard applications

Contact blocks	Single	Double	Single with body/fixing collar	Contact blocks	NO	NC	Sold in lots of	Unit reference	Weight kg/lb
				1	–	5	5	ZBE101	0.011/0.024
				–	1	5	5	ZBE102	0.011/0.024
				2	–	5	5	ZBE203	0.020/0.044
				–	2	5	5	ZBE204	0.020/0.044
				1	1	5	5	ZBE205	0.020/0.044
				1	–	1	1	ZB5AZ101	0.021/0.046
				–	1	1	1	ZB5AZ102	0.021/0.046
				2	–	1	1	ZB5AZ103	0.030/0.066
				–	2	1	1	ZB5AZ104	0.030/0.066
				1	1	1	1	ZB5AZ105	0.030/0.066
				1	2	1	1	ZB5AZ141	0.040/0.088

Contacts for specific applications

Low power switching	Single	Standard	Dusty environment (2) (IP 5X, 50 µm dust)	NO	NC	Sold in lots of	Unit reference	Weight kg/lb	
				1	–	5	5	ZBE1016	0.012/0.026
				–	1	5	5	ZBE1026	0.012/0.026
				1	–	5	5	ZBE1016P	0.012/0.026
				–	1	5	5	ZBE1026P	0.012/0.026
Staggered contacts	Single	Early make NO		1	–	5	5	ZBE201	0.011/0.024
		Late break NC		–	1	5	5	ZBE202	0.011/0.024
	Single with body/fixing collar	Overlapping NO+NC		1	1	5	5	ZB5AZ106	0.062/0.137
		Staggered NO+NO		2	–	5	5	ZB5AZ107	0.062/0.137
High power switching	Single	Standard (3)		1	–	1	1	ZBE501	0.020/0.044
				–	1	1	1	ZBE502	0.020/0.044
				2	–	1	1	ZBE503	0.032/0.071
				–	2	1	1	ZBE504	0.032/0.071
				1	1	1	1	ZBE505	0.032/0.071
Additional contact blocks for high power switching	Single	Standard (4)		1	–	1	1	ZB2BE101	0.020/0.044
				–	1	1	1	ZB2BE102	0.020/0.044

Clip-on legend holder, sheet of blank legends and labelling software

Description	Sold in lots of	Unit reference	Weight kg/lb
Clip-on legend-holder for electrical blocks with screw clamp terminal connections(5). For identification of an XB4B control or signaling unit	10	ZBZ001	0.001/0.002
Sheet of 50 blank legends for legend holder ZBZ001	10	ZBY001	0.023/0.051

(1) The contact blocks enable variable composition of body/contact assemblies. Maximum number of rows possible: 3. Either 3 rows of 3 single contacts or 1 row of 3 double contacts + 1 row of 3 single contacts (double contacts occupy the first 2 rows). Maximum number of contacts is specified on 22 of this catalog.

(2) It is not possible to fit an additional contact block on the back of these contact blocks.

(3) It is not possible to fit an additional contact block on the back of these contact blocks or to use these contacts with light blocks.

(4) To be fitted on the back of ZBE50 contacts.

(5) This legend holder is not compatible with high power switching contacts.

To combine with heads, see page 30

Control and signaling units

Harmony XB5, plastic

Light blocks - "Test light" - Protection

101268



ZBVB1

Light blocks					
Description	Supply voltage V	Color of light source	Sold in lots of	Unit reference	Weight kg/lb
Light blocks with screw clamp terminal connections (Schneider Electric anti-loosening system)					
Integral LED (to combine with heads for integral LED)	12 \sim (50 or 60 Hz)	White	5	ZBVJ1	0.017/0.037
		Green	5	ZBVJ3	0.017/0.037
Protected LED	24 \sim (50 or 60 Hz)	Red	5	ZBVJ4	0.017/0.037
		Orange	5	ZBVJ5	0.017/0.037
		Blue	5	ZBVJ6	0.017/0.037
		White	5	ZBVB1	0.017/0.037
		Green	5	ZBVB3	0.017/0.037
		Red	5	ZBVB4	0.017/0.037
Protected LED	24...120 \sim (50 or 60 Hz)	Orange	5	ZBVB5	0.017/0.037
		Yellow	5	ZBVB8	0.017/0.037
		Blue	5	ZBVB6	0.017/0.037
		White	5	ZBVBG1	0.017/0.037
		Green	5	ZBVBG3	0.017/0.037
		Red	5	ZBVBG4	0.017/0.037
Protected LED	24...120 \sim (50 or 60 Hz)	Orange	5	ZBVBG5	0.017/0.037
		Blue	5	ZBVBG6	0.017/0.037
		White	5	ZBVG1	0.017/0.037
		Green	5	ZBVG3	0.017/0.037
		Red	5	ZBVG4	0.017/0.037
		Orange	5	ZBVG5	0.017/0.037
Protected LED	110...120 \sim (50 or 60 Hz)	Yellow	5	ZBVG8	0.017/0.037
		Blue	5	ZBVG6	0.017/0.037
		White	5	ZBVM1	0.017/0.037
		Green	5	ZBVM3	0.017/0.037
		Red	5	ZBVM4	0.017/0.037
		Orange	5	ZBVM5	0.017/0.037
Protected LED	230...240 \sim (50 or 60 Hz)	Yellow	5	ZBVM8	0.017/0.037
		Blue	5	ZBVM6	0.017/0.037

Flashing light blocks with screw clamp terminal connections					
(Schneider Electric anti-loosening system)					
Integral LED (to combine with heads for integral LED)	24 \sim (50 or 60 Hz)	White	5	ZBV18B1	0.017/0.037
		Green	5	ZBV18B3	0.017/0.037
Protected LED	110...120 \sim (50 or 60 Hz)	Red	5	ZBV18B4	0.017/0.037
		Orange	5	ZBV18B5	0.017/0.037
		Blue	5	ZBV18B6	0.017/0.037
		White	5	ZBV18G1	0.017/0.037
		Green	5	ZBV18G3	0.017/0.037
		Red	5	ZBV18G4	0.017/0.037
Protected LED	230...240 \sim (50 or 60 Hz)	Orange	5	ZBV18G5	0.017/0.037
		Blue	5	ZBV18G6	0.017/0.037
		White	5	ZBV18M1	0.017/0.037
		Green	5	ZBV18M3	0.017/0.037
		Red	5	ZBV18M4	0.017/0.037
		Orange	5	ZBV18M5	0.017/0.037
Protected LED	230...240 \sim (50 or 60 Hz)	Blue	5	ZBV18M6	0.017/0.037

Transformer blocks for 24 V light blocks (1)				
For use with	Supply voltage V	Description	Reference	Weight kg/lb
Light blocks with integral LED	400 V \sim - 50Hz	Transformer 400 V - 24 V \sim	ZBV5B (2)	0.090/0.198
Blocks for "test light" function				
Light blocks	12 and 24 \sim 24...120 \sim	Single module, 1 connecting wire	ZBZG156 (3)	0.010/0.022
Light blocks with integral LED	48...230 \sim	Double module, with connecting wires	ZBZM156 (4)	0.010/0.022

LED suppressors				
For use with	Supply voltage V	Level of protection	Reference	Weight kg/lb
Light blocks with integral LED fitted with screw clamp terminal connections	120 \sim	25...120 VA	ZBZVG	0.010/0.022
	230 \sim	30...230 VA	ZBZVM	0.010/0.022

(1) To be used with 2 dummy contact blocks ZBE000.

(2) To order 440...460 V \sim - 60 Hz transformer blocks, replace "5" in the reference with "8": ZBV5B becomes ZBV8B.

To order 550...600 V \sim - 60 Hz transformer blocks, replace "5" with "9": ZBV5B becomes ZBV9B.

(3) Block for use with \sim light blocks with integral LED types ZBVJ \bullet , ZBVB \bullet , ZVBG \bullet or with direct supply light block for BA 9s bulb, ZBV6.

(4) Block for use \sim light blocks integral LED types ZBVG \bullet , ZBVM \bullet , see connection on the Schneider Electric website, Harmony XB5 page.

PF980705



ZBV5B

121461



ZBZG156

121493



ZBZM156

106079



ZBZVG

To combine with heads, see pages 24 to 76

Control and signaling units

Harmony XB5, plastic

Body/contact assemblies - Spring clamp terminal connections

814588



ZB5AZ009

PF10777



ZBE1015

PF10781



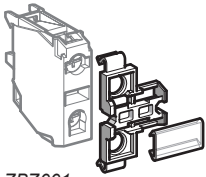
ZB5AZ1015

PF08071



ZBVB35

XB5_633_CDDPM18024



ZBZ001

Body/fixing collar

For use with	Sold in lots of	Unit reference	Weight kg/lb
Electrical block (contact or light)	10	ZB5AZ009	0.006/0.013

Contact functions

Spring clamp terminal connections (1)

Contacts for standard applications

Description	Type of contact	NO	NC	Sold in lots of	Unit reference	Weight kg/lb
Contact blocks	Single	1	–	4	ZBE1015	0.011/0.024
		–	1	4	ZBE1025	0.011/0.024
Contact blocks	Single with body/fixing collar	1	–	1	ZB5AZ1015	0.021/0.046
		–	1	1	ZB5AZ1025	0.021/0.046
		2	–	1	ZB5AZ1035	0.030/0.066
		–	2	1	ZB5AZ1045	0.030/0.066
		1	1	1	ZB5AZ1055	0.030/0.066

Light blocks

Spring clamp terminal connections (1)

Description	Supply voltage V	Color of light source	Sold in lots of	Unit reference	Weight kg/lb
Integral LED (to combine with heads for integral LED)	12 ~ (50 or 60 Hz)	White	4	ZBVJ15	0.016/0.035
		Green	4	ZBVJ35	0.016/0.035
		Red	4	ZBVJ45	0.016/0.035
		Orange	4	ZBVJ55	0.016/0.035
		Blue	4	ZBVJ65	0.016/0.035
Integral LED (to combine with heads for integral LED)	24 ~ (50 or 60 Hz)	White	4	ZBVB15	0.016/0.035
		Green	4	ZBVB35	0.016/0.035
		Red	4	ZBVB45	0.016/0.035
		Orange	4	ZBVB55	0.016/0.035
		Blue	4	ZBVB65	0.016/0.035
Integral LED (to combine with heads for integral LED)	110...120 ~ (50 or 60 Hz)	White	4	ZBVG15	0.016/0.035
		Green	4	ZBVG35	0.016/0.035
		Red	4	ZBVG45	0.016/0.035
		Orange	4	ZBVG55	0.016/0.035
		Blue	4	ZBVG65	0.016/0.035
Integral LED (to combine with heads for integral LED)	230...240 ~ (50 or 60 Hz)	White	4	ZBVM15	0.016/0.035
		Green	4	ZBVM35	0.016/0.035
		Red	4	ZBVM45	0.016/0.035
		Orange	4	ZBVM55	0.016/0.035
		Blue	4	ZBVM65	0.016/0.035

Protected LED

Sheet of 50 blank legends

For use with	Sold in lots of	Unit reference	Weight kg/lb
Legend holder ZBZ001	10	ZBY001	0.023/0.051

(1) It is not possible to fit an additional block on the back of these contact or light blocks.

To combine with heads, see pages 24 to 76

Control and signaling units

Harmony XB5, plastic

Body/contact assemblies for printed circuit board



814588

ZB5AZ009



DF540919

ZB5AZ079 + ZB5AZ009



101303

ZBZ011



101259

ZBE701



101260

ZBE702



PF512550

ZBVB37

Body/fixing collar and accessories specifically for printed circuit board mounting ⁽¹⁾

Accessories required when using adaptor (socket) ZBZ010

Description	For use with	Sold in lots of	Unit reference	Weight kg/lb
Body/fixing collar	Electrical block (contact or light)	10	ZB5AZ009	0.006/0.013
Fixing collar/pillar	Printed circuit board support (fixing screw ZBZ006 to be ordered separately)	10	ZB5AZ079	0.003/0.007
Fixing screw for printed circuit board	Fixing collar/pillar ZB5AZ079	10	ZBZ006	0.011/0.024

Adapter (socket) ⁽¹⁾

For use with	Thickness of printed circuit board mm/in.	Sold in lots of	Unit reference	Weight kg/lb
Electrical block (contact or light)	1.6 ± 0.2/0.063 ± 0.008	10	ZBZ010	0.008/0.018
	2.2 ± 0.2/0.087 ± 0.008	10	ZBZ011	0.008/0.018
	3.2 ± 0.2/0.126 ± 0.008	10	ZBZ012	0.008/0.018

Contact functions ⁽¹⁾

Contacts for standard applications

Description	Type of contact	NO	NC	Sold in lots of	Unit reference	Weight kg/lb
Contact blocks	Single	1	–	5	ZBE701	0.011/0.024
		–	1	5	ZBE702	0.011/0.024

Contacts for specific applications

Application	Type of contact	NO	NC	Sold in lots of	Unit reference	Weight kg/lb
Low power switching	Single	1	–	5	ZBE7016	0.012/0.026
		–	1	5	ZBE7026	0.012/0.026

Light blocks ⁽¹⁾

Description	Supply voltage V	Color of LED	Sold in lots of	Unit reference	Weight kg/lb
Integral LED (to combine with heads for integral LED)	24 $\bar{\sim}$ (50 or 60 Hz)	White	5	ZBVB17	0.004/0.009
		Green	5	ZBVB37	0.004/0.009
		Red	5	ZBVB47	0.004/0.009
		Orange	5	ZBVB57	0.004/0.009
		Blue	5	ZBVB67	0.004/0.009

Protected LED

⁽¹⁾ For details on support drilling and printed circuit board, refer to the Schneider Electric website, Harmony XB5 page.

To combine with heads, see pages 24 to 76


Control and signaling units Harmony XB5, plastic Body/contact assemblies - Faston connectors



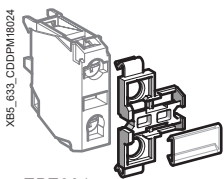
ZBE1023



ZBE2043



ZBE5043



ZBZ001

Contact functions (1) Faston connectors (6.35 or 2 x 2.8 mm/0.250 or 2 x 0.110 in.)

Contacts for standard applications

Description	Type of contact			Sold in lots of	Unit reference	Weight kg/lb
		NO	NC			
Contact blocks	Single	1	–	5	ZBE1013	0.011/0.024
		–	1	5	ZBE1023	0.011/0.024
	Double	2	–	5	ZBE2033	0.020/0.044
		–	2	5	ZBE2043	0.020/0.044
		1	1	5	ZBE2053	0.020/0.044
	Single with body/fixing collar	1	–	1	ZB5AZ1013 (2)	0.021/0.046
		–	1	1	ZB5AZ1023 (2)	0.021/0.046
		2	–	1	ZB5AZ1033	0.030/0.066
		–	2	1	ZB5AZ1043	0.030/0.066
		1	1	1	ZB5AZ1053	0.030/0.066

Contacts for specific applications

Application	Type of contact	Description			Sold in lots of	Unit reference	Weight kg/lb
			NO	NC			
Low power switching	Single	Standard	1	–	5	ZBE10163 (2)	0.012/0.026
			–	1	5	ZBE10263 (2)	0.012/0.026
		Dusty environments (3) (IP 5X, 50 µm dust)	1	–	5	ZBE1016P3 (2)	0.012/0.026
			–	1	5	ZBE1026P3 (2)	0.012/0.026
Staggered contacts	Single	Early make	1	–	5	ZBE2013 (2)	0.011/0.024
		Late break	–	1	5	ZBE2023 (2)	0.011/0.024
		NC					
High power switching	Single	Standard (4)	1	–	1	ZBE5013	0.021/0.046
			–	1	1	ZBE5023	0.021/0.046
			2	–	1	ZBE5033	0.033/0.073
			–	2	1	ZBE5043	0.033/0.073
			1	1	1	ZBE5053	0.033/0.073

Clip-on legend holder for electrical blocks with screw clamp terminal connections (5)

For use with	Sold in lots of	Unit reference	Weight kg/lb
Identification of an XB5A control or signaling unit	10	ZBZ001	0.001/0.002

Sheet of 50 blank legends

Legend holder ZBZ001	10	ZBY001	0.023/0.051
----------------------	----	--------	-------------

(1) The contact blocks enable variable composition of body/contact assemblies. Maximum number of rows possible: 3. Either 3 rows of 3 single contacts or 1 row of 3 double contacts + 1 row of 3 single contacts (double contacts occupy the first 2 rows).

(2) To order products with screw clamp terminal connections for lugs, replace the 3 at the end of the reference with a 9. Example: ZBE1013 becomes ZBE1019.

(3) It is not possible to fit an additional contact block on the back of these contact blocks.

(4) It is not possible to use these contacts with light blocks.

(5) This legend holder is not compatible with high power switching contacts.

To combine with heads, see pages 24 to 76

Control and signaling units

Harmony XB5, plastic

Body/contact assemblies - Plug-in connector



814588

ZB5AZ009



101262

ZBE1014



101265

ZBE1024




101366B

ZB5AZ1024



101270

ZBVB14



530719

APE1C2250

Body/fixing collar

For use with	Sold in lots of	Unit reference	Weight kg/lb
Electrical block (contact or light)	10	ZB5AZ009	0.006/0.013

Contact functions

Plug-in connector (1)

Contacts for standard applications

Description	Type of contact			Sold in lots of	Unit reference	Weight kg/lb
		NO	NC			
Contact blocks	Single	1	–	5	ZBE1014	0.011/0.024
		–	1	5	ZBE1024	0.011/0.024
	Single with body/fixing collar	1	–	1	ZB5AZ1014	0.018/0.040
		–	1	1	ZB5AZ1024	0.018/0.040
		2	–	1	ZB5AZ1034	0.026/0.057
		–	2	1	ZB5AZ1044	0.026/0.057
		1	1	1	ZB5AZ1054	0.026/0.057
		1	2	1	ZB5AZ1414	0.036/0.079

Light blocks

Plug-in connector

Description	Supply voltage V	Color of light source	Sold in lots of	Unit reference	Weight kg/lb
Integral LED (to combine with heads for integral LED)	24 \bar{c} (50 or 60 Hz)	White	5	ZBVB14	0.016/0.035
		Green	5	ZBVB34	0.016/0.035
		Red	5	ZBVB44	0.016/0.035
		Orange	5	ZBVB54	0.016/0.035
		Blue	5	ZBVB64	0.016/0.035
Protected LED	110...120 \sim (50 or 60 Hz)	White	5	ZBVG14	0.016/0.035
		Green	5	ZBVG34	0.016/0.035
		Red	5	ZBVG44	0.016/0.035
		Orange	5	ZBVG54	0.016/0.035
		Blue	5	ZBVG64	0.016/0.035
	230...240 \sim (50 or 60 Hz)	White	5	ZBVM14	0.016/0.035
		Green	5	ZBVM34	0.016/0.035
		Red	5	ZBVM44	0.016/0.035
		Orange	5	ZBVM54	0.016/0.035
		Blue	5	ZBVM64	0.016/0.035

Connecting cables and connector

Description	Number of connectors	Wire c.s.a. mm ² /AWG	Length mm/in.	Sold in lots of	Unit reference	Weight kg/lb
Cables with connectors 2-pin, 5.08 mm / 0.200 in. pitch	1	0.75/19	500/19.685	8	APE1C2150	0.120/0.265
	2	0.75/19	500/19.685	8	APE1C2250	0.180/0.397
Spring terminal connector 2-pin, 5.08 mm / 0.200 in. pitch	–	0.2 to 2.5 / 25 to 14	–	10	APE1PRE21	0.003/0.007

(1) It is not possible to fit an additional contact block on the back of these contact blocks.



To combine with:
 Heads, see pages 30 to 39
 Contacts, see page 78

Control and signaling units

Harmony XB5, plastic

Body/contact assemblies and light blocks with integral LED

Complete body/contact assemblies and light blocks ⁽¹⁾ Screw clamp terminal connections (Schneider Electric anti-loosening system)

Light source	Supply voltage V	Type of contact		Color of light source	Reference	Weight kg/lb
						
Direct supply						
Integral LED Protected LED	24 ~ (50 or 60 Hz)	1	-	White	ZB5AW0B11	0.032/0.071
				Green	ZB5AW0B31	0.032/0.071
				Red	ZB5AW0B41	0.032/0.071
				Orange	ZB5AW0B51	0.032/0.071
				Blue	ZB5AW0B61	0.032/0.071
		-	1	White	ZB5AW0B12	0.032/0.071
				Green	ZB5AW0B32	0.032/0.071
				Red	ZB5AW0B42	0.032/0.071
				Orange	ZB5AW0B52	0.032/0.071
				Blue	ZB5AW0B62	0.032/0.071
		2	-	White	ZB5AW0B13	0.042/0.093
				Green	ZB5AW0B33	0.042/0.093
				Red	ZB5AW0B43	0.042/0.093
				Orange	ZB5AW0B53	0.042/0.093
				Blue	ZB5AW0B63	0.042/0.093
1	1	White	ZB5AW0B15	0.042/0.093		
		Green	ZB5AW0B35	0.042/0.093		
		Red	ZB5AW0B45	0.042/0.093		
		Orange	ZB5AW0B55	0.042/0.093		
		Blue	ZB5AW0B65	0.042/0.093		
110...120 ~ (50 or 60 Hz)	1	-	White	ZB5AW0G11	0.032/0.071	
			Green	ZB5AW0G31	0.032/0.071	
			Red	ZB5AW0G41	0.032/0.071	
			Orange	ZB5AW0G51	0.032/0.071	
			Blue	ZB5AW0G61	0.032/0.071	
	-	1	White	ZB5AW0G12	0.032/0.071	
			Green	ZB5AW0G32	0.032/0.071	
			Red	ZB5AW0G42	0.032/0.071	
			Orange	ZB5AW0G52	0.032/0.071	
			Blue	ZB5AW0G62	0.032/0.071	
	2	-	White	ZB5AW0G13	0.042/0.093	
			Green	ZB5AW0G33	0.042/0.093	
			Red	ZB5AW0G43	0.042/0.093	
			Orange	ZB5AW0G53	0.042/0.093	
			Blue	ZB5AW0G63	0.042/0.093	
1	1	White	ZB5AW0G15	0.042/0.093		
		Green	ZB5AW0G35	0.042/0.093		
		Red	ZB5AW0G45	0.042/0.093		
		Orange	ZB5AW0G55	0.042/0.093		
		Blue	ZB5AW0G65	0.042/0.093		

Other versions

Complete bodies with Faston connector terminals (6.35 or 2 x 2.8/0.250 or 2 x 0.110 in.). Please contact our Customer Care Center.

(1) Can be fitted with additional contact blocks, see page 78.



To combine with:
 Heads, see pages 30 to 39
 Contacts, see page 78

Control and signaling units

Harmony XB5, plastic

Body/contact assemblies + light blocks with integral LED



Complete body/contact assemblies and light blocks ⁽¹⁾ (continued)						
Screw clamp terminal connections (Schneider Electric anti-loosening system)						
Light source	Supply voltage V	Type of contact		Color of light source	Reference	Weight kg/lb
		NO	NC			
Direct supply (continued)						
Integral LED Protected LED	230...240 ~ (50 or 60 Hz)	1	-	White	ZB5AW0M11	0.032/0.071
				Green	ZB5AW0M31	0.032/0.071
				Red	ZB5AW0M41	0.032/0.071
				Orange	ZB5AW0M51	0.032/0.071
				Blue	ZB5AW0M61	0.032/0.071
	-	1	White	ZB5AW0M12	0.032/0.071	
			Green	ZB5AW0M32	0.032/0.071	
			Red	ZB5AW0M42	0.032/0.071	
			Orange	ZB5AW0M52	0.032/0.071	
			Blue	ZB5AW0M62	0.032/0.071	
	2	-	White	ZB5AW0M13	0.042/0.093	
			Green	ZB5AW0M33	0.042/0.093	
			Red	ZB5AW0M43	0.042/0.093	
			Orange	ZB5AW0M53	0.042/0.093	
			Blue	ZB5AW0M63	0.042/0.093	
1	1	White	ZB5AW0M15	0.042/0.093		
		Green	ZB5AW0M35	0.042/0.093		
		Red	ZB5AW0M45	0.042/0.093		
		Orange	ZB5AW0M55	0.042/0.093		
		Blue	ZB5AW0M65	0.042/0.093		

Other versions Complete bodies with Faston connector terminals (6.35 or 2 x 2.8/0.250 or 2 x 0.110 in.). Please contact our Customer Care Center.

(1) Can be fitted with additional contact blocks, see page 78.

To combine with:
 Heads, see [page 68](#)
 Contacts, see [page 78](#)

Control and signaling units

Harmony XB5, plastic

Body/light assemblies for pilot lights with integral LED



ZB5AVJ1

Complete light bodies (fixing collar and light block with integral LED) Screw clamp terminal connections (Schneider Electric anti-loosening system)

Light source	Supply voltage V	Color of light source	Reference	Weight kg/lb
Integral LED Protected LED	12 ~ (50 or 60 Hz)	White	ZB5AVJ1	0.022/0.049
		Green	ZB5AVJ3	0.022/0.049
		Red	ZB5AVJ4	0.022/0.049
		Orange	ZB5AVJ5	0.022/0.049
		Blue	ZB5AVJ6	0.022/0.049
	24 ~ (1) (50 or 60 Hz)	White	ZB5AVB1	0.022/0.049
		Green	ZB5AVB3	0.022/0.049
		Red	ZB5AVB4	0.022/0.049
		Orange	ZB5AVB5	0.022/0.049
		Blue	ZB5AVB6	0.022/0.049
	24...120 ~ (50 or 60 Hz)	White	ZB5AVBG1	0.022/0.049
		Green	ZB5AVBG3	0.022/0.049
		Red	ZB5AVBG4	0.022/0.049
		Orange	ZB5AVBG5	0.022/0.049
		Blue	ZB5AVBG6	0.022/0.049
110...120 ~ (1) (50 or 60 Hz)	White	ZB5AVG1	0.022/0.049	
	Green	ZB5AVG3	0.022/0.049	
	Red	ZB5AVG4	0.022/0.049	
	Orange	ZB5AVG5	0.022/0.049	
	Blue	ZB5AVG6	0.022/0.049	
230...240 ~ (1) (50 or 60 Hz)	White	ZB5AVM1	0.022/0.049	
	Green	ZB5AVM3	0.022/0.049	
	Red	ZB5AVM4	0.022/0.049	
	Orange	ZB5AVM5	0.022/0.049	
	Blue	ZB5AVM6	0.022/0.049	

(1) Complete bodies with Faston connector terminals (6.35 or 2 x 2.8/0.250 or 2 x 0.110 in.), see [page 82](#).

To combine with:
 Heads, see page 68
 Contacts, see page 78

Control and signaling units

Harmony XB5, plastic

Body/light assemblies for pilot lights with integral LED

121467



ZB5AVB1156

Complete light bodies with 3-terminal "test" function

(fixing collar and light block with integral LED + pre-wired block for "test light" function)

Screw clamp terminal connections (Schneider Electric anti-loosening system)

Light source	Supply voltage V	Color of light source	Reference	Weight kg/lb
Integral LED	24 ~ (1) (50 or 60 Hz)	White	ZB5AVB1156	0.022/0.049
		Green	ZB5AVB3156	0.022/0.049
		Red	ZB5AVB4156	0.022/0.049
		Orange	ZB5AVB5156	0.022/0.049
		Blue	ZB5AVB6156	0.022/0.049

Protected
LED

Complete bodies with flashing pilot light

(fixing collar and light block with integral LED)

Screw clamp terminal connections (Schneider Electric anti-loosening system)

Light source	Supply voltage V	Color of light source	Reference	Weight kg/lb	
Integral LED	24 ~ (50 or 60 Hz)	White	ZB5AV18B1	0.022/0.049	
		Green	ZB5AV18B3	0.022/0.049	
		Red	ZB5AV18B4	0.022/0.049	
		Orange	ZB5AV18B5	0.022/0.049	
		Blue	ZB5AV18B6	0.022/0.049	
		White	ZB5AV18G1	0.022/0.049	
	110...120 ~ (50 or 60 Hz)	Green	ZB5AV18G3	0.022/0.049	
		Red	ZB5AV18G4	0.022/0.049	
		Orange	ZB5AV18G5	0.022/0.049	
		Blue	ZB5AV18G6	0.022/0.049	
		230...240 ~ (50 or 60 Hz)	White	ZB5AV18M1	0.022/0.049
			Green	ZB5AV18M3	0.022/0.049
	Red		ZB5AV18M4	0.022/0.049	
	Orange		ZB5AV18M5	0.022/0.049	
	Blue		ZB5AV18M6	0.022/0.049	

Protected
LED


(1) For a 120 or 230 V ~ supply, use complete body ZB5AVG● or ZB5AVM● with block for "test light" function type ZBZM156, see pages 79 and 86.

To combine with:
 Heads, see [page 32](#)
 Contacts, see [page 83](#)

Control and signaling units

Harmony XB5, plastic

Body/contact assemblies and light blocks with
 BA 9s base fitting



Complete body/contact assemblies and light blocks ⁽¹⁾							
For bulb with BA 9s base fitting (incandescent, neon or LED)							
Screw clamp terminal connections (Schneider Electric anti-loosening system)							
Light source	Supply voltage V	Type of contact		Color of light source	Reference	Weight kg/lb	
		NO	NC				
Direct supply							
BA 9s base fitting bulb, 2.4 W max., not included ⁽²⁾	≤ 250	1	–	–	ZB5AW061	0.031/0.068	
		–	1	–	ZB5AW062	0.031/0.068	
		2	–	–	ZB5AW063	0.041/0.090	
		1	1	–	ZB5AW065	0.041/0.090	
Supply via integral transformer (1.2 VA, 6 V secondary)							
Incandescent BA 9s base fitting bulb, included	110...120 ~ 50 or 60 Hz	1	–	–	ZB5AW031	0.110/0.243	
		1	1	–	ZB5AW035	0.119/0.262	
	230 ~ 50 Hz 220...240 ~ 60 Hz	1	–	–	ZB5AW041	0.110/0.243	
		1	1	–	ZB5AW045	0.119/0.262	
	400 ~ 50 Hz	1	–	–	ZB5AW051	0.110/0.243	
		1	1	–	ZB5AW055	0.119/0.262	
	BA9s base fitting LED, included	110...120 ~ 50 or 60 Hz	1	1	White	ZB5AW03D15	0.119/0.262
					Green	ZB5AW03D35	0.119/0.262
Red					ZB5AW03D45	0.119/0.262	
Orange					ZB5AW03D55	0.119/0.262	
Blue					ZB5AW03D65	0.119/0.262	
230 ~ 50 Hz 220...240 ~ 60 Hz					1	1	White
Green		ZB5AW04D35	0.119/0.262				
Red		ZB5AW04D45	0.119/0.262				
Orange		ZB5AW04D55	0.119/0.262				
Blue		ZB5AW04D65	0.119/0.262				
400 ~ 50 or 60 Hz		1	1	White			ZB5AW05D15
Green				ZB5AW05D35	0.120/0.265		
Red				ZB5AW05D45	0.120/0.265		
Orange				ZB5AW05D55	0.120/0.265		
Blue				ZB5AW05D65	0.120/0.265		
Other versions				Complete bodies with integral transformer incorporating Faston connector terminals (6.35 or 2 x 2.8/0.250 or 2 x 0.110 in.). Please contact our Customer Care Center.			

(1) Can be fitted with additional contact blocks, see [page 78](#).
 (2) Bulb to be ordered separately, see [page 112](#).

To combine with:
 Heads, see [page 70](#)
 Contacts, see [page 78](#)

Control and signaling units

Harmony XB5, plastic

Light bodies for pilot lights with BA 9s base fitting



ZB5AV6



ZB5AV3



ZB5AV156

Light blocks

Screw clamp terminal connections (Schneider Electric anti-loosening system)

Description	Supply voltage V	Sold in lots of	Unit reference	Weight kg/lb
Direct supply for BA 9s base fitting bulb, 2.4 W max., not included (1)	≤ 250	5	ZBV6	0.016/0.035

Complete light bodies

(fixing collar and light block)

For bulb with BA 9s base fitting (incandescent, neon or LED)

Screw clamp terminal connections (Schneider Electric anti-loosening system)

Light source	Supply voltage V	Color of light source	Reference	Weight kg/lb
Direct supply				
BA 9s base fitting bulb, 2.4 W max, not included (1)	≤ 250	–	ZB5AV6	0.022/0.049

Supply via integral transformer (1.2 VA, 6 V secondary)

BA 9s base fitting incandescent bulb, included	110...120 ~ - 50 or 60 Hz	–	ZB5AV3	0.099/0.218
	230 ~ - 50 Hz	–	ZB5AV4	0.099/0.218
	220...240 ~ - 60 Hz	–	ZB5AV5	0.099/0.218
	400 ~ - 50 Hz	–	ZB5AV5	0.099/0.218
	440...480 ~ - 60 Hz	–	ZB5AV8	0.099/0.218
BA 9s base fitting LED, included	110...120 ~ - 50 or 60 Hz	White	ZB5AV3D1	0.102/0.225
		Green	ZB5AV3D3	0.102/0.225
		Red	ZB5AV3D4	0.102/0.225
		Orange	ZB5AV3D5	0.102/0.225
		Blue	ZB5AV3D6	0.102/0.225
		230 ~ - 50 Hz	White	ZB5AV4D1
	220...240 ~ - 60 Hz	Green	ZB5AV4D3	0.102/0.225
		Red	ZB5AV4D4	0.102/0.225
	400 ~ - 50 or 60 Hz	Orange	ZB5AV4D5	0.102/0.225
		Blue	ZB5AV4D6	0.102/0.225
		White	ZB5AV5D1	0.102/0.225
		Green	ZB5AV5D3	0.102/0.225
Red		ZB5AV5D4	0.102/0.225	
Orange		ZB5AV5D5	0.102/0.225	
	Blue	ZB5AV5D6	0.102/0.225	

Complete light bodies with 3-terminal "test" function

(fixing collar + light block)

For bulb with BA 9s base fitting (incandescent, neon or LED)

Screw clamp terminal connections (Schneider Electric anti-loosening system)

Light source	Supply voltage V	Reference	Weight kg/lb
Direct supply			
BA 9s base fitting bulb, 2.4 W max, not included (1)	≤ 250	ZB5AV156	0.021/0.046

Other versions

Complete bodies with Faston connector terminals (6.35 or 2 x 2.8/0.250 or 2 x 0.110 in.), see [page 82](#).


(1) Bulb to be ordered separately, see [page 112](#).

Control and signaling units

Harmony XB5, plastic

Accessories for heads

Unmarked pushbutton caps



Pushbutton caps, unmarked

Description	For use with	Type of push	Color	Sold in lots of	Unit reference	Weight kg/lb
For plastic pushbuttons						
Caps for plastic pushbuttons, unmarked	ZBABA0 and ZB5AA0 circular pushbutton heads supplied without cap	Flush	White	10	ZBA1	0.001/0.002
			Black	10	ZBA2	0.001/0.002
			Green	10	ZBA3	0.001/0.002
			Red	10	ZBA4	0.001/0.002
			Yellow	10	ZBA5	0.001/0.002
			Blue	10	ZBA6	0.001/0.002
			6 colors (1)	1	ZBA9	0.006/0.013

Projecting	White	10	ZBL1	0.001/0.002
	Black	10	ZBL2	0.001/0.002
	Green	10	ZBL3	0.001/0.002
	Red	10	ZBL4	0.001/0.002
	Yellow	10	ZBL5	0.001/0.002
	Blue	10	ZBL6	0.001/0.002
	6 colors (1)	1	ZBL9	0.006/0.013

ZB5CA0 square pushbutton heads supplied without cap	Flush	White	10	ZBC1	0.001/0.002
		Black	10	ZBC2	0.001/0.002
		Green	10	ZBC3	0.001/0.002
		Red	10	ZBC4	0.001/0.002
		Yellow	10	ZBC5	0.001/0.002
		Blue	10	ZBC6	0.001/0.002

For flush mounted plastic pushbuttons (2)

Caps for flush mounted plastic pushbuttons, unmarked	ZB5FA0 circular pushbutton heads supplied without cap	Flush	White	10	ZBAF1	0.001/0.002
			Black	10	ZBAF2	0.001/0.002
			Green	10	ZBAF3	0.001/0.002
			Red	10	ZBAF4	0.001/0.002
			Yellow	10	ZBAF5	0.001/0.002
			Blue	10	ZBAF6	0.001/0.002
			6 colors (1)	1	ZBAF9	0.006/0.013

(1) Set of 6 different colored caps: white, black, green, red, yellow, or blue.

(2) To add customized markings on these references using the web customization tool, see [page 5](#).

Control and signaling units

Harmony XB5, plastic

Accessories for heads

Pushbutton caps with markings

107248



ZBA333

Pushbutton caps, with markings ⁽³⁾						
For use with	Type of push	Marking		Color of cap	Unit reference	Weight kg/lb
		Text	Color			
Plastic pushbuttons						
ZB4BA0 and ZB5AA0 circular pushbutton heads supplied without cap (sold in lots of 10)	Flush	I ⁽¹⁾	White	Green	ZBA331	0.001/0.002
			Black	White	ZBA131	0.001/0.002
		II	White	Green	ZBA336	0.001/0.002
			Black	White	ZBA136	0.001/0.002
		III	White	Green	ZBA337	0.001/0.002
			Black	White	ZBA137	0.001/0.002
		IV	White	Green	ZBA338	0.001/0.002
		START ⁽¹⁾	White	Green	ZBA333	0.001/0.002
			Black	White	ZBA133	0.001/0.002
		ON	White	Green	ZBA341	0.001/0.002
			Black	White	ZBA141	0.001/0.002
		MARCHE	White	Green	ZBA342	0.001/0.002
			Black	White	ZBA142	0.001/0.002
		UP ⁽¹⁾	Black	White	ZBA343	0.001/0.002
		DOWN ⁽¹⁾	White	Black	ZBA344	0.001/0.002
		Ⓣ ⁽¹⁾	White	Black	ZBA245	0.001/0.002
			Black	White	ZBA145	0.001/0.002
		† ⁽²⁾	White	Black	ZBA335	0.001/0.002
			Black	White	ZBA334	0.001/0.002
		O ⁽¹⁾	White	Red	ZBA432	0.001/0.002
				Black	ZBA232	0.001/0.002
		ARRET	White	Red	ZBA433	0.001/0.002
				Black	ZBA233	0.001/0.002
		STOP ⁽¹⁾	White	Red	ZBA434	0.001/0.002
				Black	ZBA234	0.001/0.002
		OFF	White	Red	ZBA435	0.001/0.002
				Black	ZBA235	0.001/0.002
		⚠	White	Green	ZBA346	0.001/0.002
		R ⁽¹⁾	White	Blue	ZBA639	0.001/0.002
		+	White	Black	ZBA2934	0.001/0.002
-	White	Black	ZBA2935	0.001/0.002		

(1) Double injection molded marking.

(2) Can be clipped in at 90° steps, through 360°.

(3) To add customized markings on these references using the web customization tool, see page 5.

Control and signaling units

Harmony XB5, plastic

Accessories for flush mounted heads



Pushbutton caps with markings

XB5_633_CP/MFS17147



ZBAF331

Pushbutton caps with markings for flush mounted heads (3)

For use with	Type of push	Marking		Color of cap	Unit reference	Weight kg/lb
		Text	Color			
Plastic pushbuttons						
ZB4FA0 and ZB5FA0 circular pushbutton heads supplied without cap (sold in lots of 10)	Flush	I (1)	White	Green	ZBAF331	0.001/0.002
			Black	White	ZBAF131	0.001/0.002
		II	White	Green	ZBAF336	0.001/0.002
			Black	White	ZBAF136	0.001/0.002
		III	White	Green	ZBAF337	0.001/0.002
			Black	White	ZBAF137	0.001/0.002
		IV	White	Green	ZBAF338	0.001/0.002
			Black	White	ZBAF138	0.001/0.002
START (1)			White	Green	ZBAF333	0.001/0.002
			Black	White	ZBAF133	0.001/0.002
ON			White	Green	ZBAF341	0.001/0.002
			Black	White	ZBAF141	0.001/0.002
MARCHE			White	Green	ZBAF342	0.001/0.002
			Black	White	ZBAF142	0.001/0.002
UP (1)			Black	White	ZBAF343	0.001/0.002
DOWN (1)			White	Black	ZBAF344	0.001/0.002
 (1)			White	Black	ZBAF245	0.001/0.002
			Black	White	ZBAF145	0.001/0.002
↑ (2)			White	Black	ZBAF335	0.001/0.002
			Black	White	ZBAF334	0.001/0.002
O (1)			White	Red	ZBAF432	0.001/0.002
				Black	ZBAF232	0.001/0.002
ARRET			White	Red	ZBAF433	0.001/0.002
				Black	ZBAF233	0.001/0.002
STOP (1)			White	Red	ZBAF434	0.001/0.002
				Black	ZBAF234	0.001/0.002
OFF			White	Red	ZBAF435	0.001/0.002
				Black	ZBAF235	0.001/0.002
			White	Green	ZBAF346	0.001/0.002
R (1)			White	Blue	ZBAF639	0.001/0.002
+			White	Black	ZBAF2934	0.001/0.002
-			White	Black	ZBAF2935	0.001/0.002

(1) Double injection molded marking.

(2) Can be clipped in at 90° steps, through 360°.

(3) To add customized markings on these references using the web customization tool, see [page 5](#).

Control and signaling units

Harmony XB5, plastic

Accessories for heads

Boots

107360



ZBP0

Transparent boots for pushbuttons (1)

Description	For use with plastic pushbuttons	Sold in lots of	Unit reference	Weight kg/lb
Single boots (2)	Flush with circular head	10	ZBPA	0.002/0.004
	Projecting with circular head and push-push version	10	ZBP0	0.002/0.004
	Flush or projecting with circular head for food industry applications	10	ZBP0A	0.002/0.004

Colored boots

Description	Color	For use with	Sold in lots of	Unit reference	Weight kg/lb
Colored boots (can be replaced without dismantling the head)	White	ZB5AP1S	10	ZBP011	0.003/0.007
	Black	ZB5AP2S	10	ZBP012	0.003/0.007
	Green	ZB5AP3S	10	ZBP013	0.003/0.007
	Red	ZB5AP4S	10	ZBP014	0.003/0.007
	Yellow	ZB5AP5S	10	ZBP015	0.003/0.007
	Blue	ZB5AP6S	10	ZBP016	0.003/0.007
Clear membrane	Transparent	ZB5AP●83	10	ZBP017	0.003/0.007

(1) For boots for multiple-headed pushbuttons, see [page 41](#).

(2) Permissible panel thickness 1 to 5 mm/0.039 to 0.179 in., cannot be used with legend holders.

Control and signaling units

Harmony XB5, plastic

Accessories for heads

Lens caps

PG 113518



ZBV0153

Lens caps				
For use with	Color	Sold in lots of	Unit reference	Weight kg/lb
Circular lens caps for light sources with integral LED				
Pilot lights	White	10	ZBV0113	0.002/0.004
	Green	10	ZBV0133	0.002/0.004
	Red	10	ZBV0143	0.002/0.004
	Orange	10	ZBV0153	0.002/0.004
	Blue	10	ZBV0163	0.002/0.004
	5 different colored grooved lenses (1)	10	ZBV0103S	0.010/0.022
Illuminated pushbuttons with flush push	White	10	ZBW9113	0.002/0.004
	Green	10	ZBW9133	0.002/0.004
	Red	10	ZBW9143	0.002/0.004
	Orange	10	ZBW9153	0.002/0.004
	Blue	10	ZBW9163	0.002/0.004
Illuminated pushbuttons with projecting push	White	10	ZBW9313	0.002/0.004
	Green	10	ZBW9333	0.002/0.004
	Red	10	ZBW9343	0.002/0.004
	Orange	10	ZBW9353	0.002/0.004
	Blue	10	ZBW9363	0.002/0.004
Square lens caps for plastic pushbuttons				
Pilot lights	White	10	ZBCV0113	0.002/0.004
	Green	10	ZBCV0133	0.002/0.004
	Red	10	ZBCV0143	0.002/0.004
	Orange	10	ZBCV0153	0.002/0.004
	Blue	10	ZBCV0163	0.002/0.004
Illuminated pushbuttons with flush push	White	10	ZBCW9113	0.002/0.004
	Green	10	ZBCW9133	0.002/0.004
	Red	10	ZBCW9143	0.002/0.004
	Orange	10	ZBCW9153	0.002/0.004
	Blue	10	ZBCW9163	0.002/0.004
Illuminated pushbuttons with projecting push	White	10	ZBCW9313	0.002/0.004
	Green	10	ZBCW9333	0.002/0.004
	Red	10	ZBCW9343	0.002/0.004
	Orange	10	ZBCW9353	0.002/0.004
	Blue	10	ZBCW9363	0.002/0.004

(1) Clear, green, red, orange, or blue.


Control and signaling units

Harmony XB5, plastic

Accessories for heads

Lens caps

PG113819



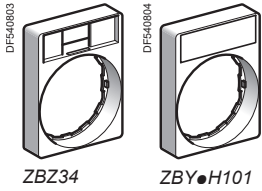
ZBV016

Lens caps (continued)				
For use with	Color	Sold in lots of	Unit reference	Weight kg/lb
Circular lens caps for light sources with BA 9s fitting				
Pilot lights	White	10	ZBV011	0.002/0.004
	Green	10	ZBV013	0.002/0.004
	Red	10	ZBV014	0.002/0.004
	Orange	10	ZBV015	0.002/0.004
	Blue	10	ZBV016	0.002/0.004
	Clear	10	ZBV017	0.002/0.004
	Illuminated pushbuttons with flush push	White	10	ZBW911
Green		10	ZBW913	0.002/0.004
Red		10	ZBW914	0.002/0.004
Orange		10	ZBW915	0.002/0.004
Blue		10	ZBW916	0.002/0.004
Clear		10	ZBW917	0.002/0.004
Illuminated pushbuttons with projecting push		White	10	ZBW931
	Green	10	ZBW933	0.002/0.004
	Red	10	ZBW934	0.002/0.004
	Orange	10	ZBW935	0.002/0.004
	Blue	10	ZBW936	0.002/0.004
	Clear	10	ZBW937	0.002/0.004

Control and signaling units

Harmony XB5, plastic

8 x 27 mm legends with 30 x 40 mm legend holders



30 x 40 mm legend holders (flush mounting with bezel) for 8 x 27 mm legends (1)						
Description	Legend		Sold in lots of	Unit reference		Weight kg/lb
	Background color	Marking				
Without legend	–	–	10	ZBZ34	–	0.003/0.007
With blank legend	Black or red	–	10	ZBY2H101	–	0.004/0.009
	White or yellow	–	10	ZBY4H101	–	0.004/0.009



Standard 30 x 40 mm legend holders for 8 x 27 mm legends (1)								
Description	Legend		Sold in lots of	Unit reference		Weight kg/lb		
	Color	Marking		For black bezel	For gray bezel (4) (5)			
Without legend	–	–	10	ZBZ32	ZBZ32C0	0.001/0.002		
With blank legend (for engraving)	Black or red	–	10	ZBY2101	ZBY2101C0	0.002/0.004		
	White or yellow	–	10	ZBY4101	ZBY4101C0	0.002/0.004		
With 8 x 27 mm/ 0.315 x 1.063 in. legend (with international marking)	Black or red (2)	O (black background)	10	ZBY2146	–	0.002/0.004		
		O (red background)	10	ZBY2931	–	0.002/0.004		
		I	10	ZBY2147	–	0.002/0.004		
		II	10	ZBY2148	–	0.002/0.004		
		O-I	10	ZBY2178	ZBY2178C0	0.002/0.004		
		I-II	10	ZBY2179	–	0.002/0.004		
		I-O-II	10	ZBY2186	ZBY2186C0	0.002/0.004		
		AUTO	10	ZBY2115	–	0.002/0.004		
		STOP	10	ZBY2304	ZBY2304C0	0.002/0.004		
		Yellow	⚡	10	ZBY4140 (3)	–	0.002/0.004	
		With 8 x 27 mm/ 0.315 x 1.063 in. legend (with French language marking)	Black or red (2)	ARRET (red background)	10	ZBY2104	ZBY2104C0	0.002/0.004
				ARRET (black background)	10	ZBY0104	–	0.002/0.004
				ARRET GENERAL	10	ZBY2129	–	0.002/0.004
				ARRET REARMEMENT	10	ZBY2133	–	0.002/0.004
ARRET-MARCHE	10			ZBY2166	ZBY2166C0	0.002/0.004		
ARRIERE	10			ZBY2106	–	0.002/0.004		
AUTO CYCLE-CYCLE	10			ZBY2198	–	0.002/0.004		
AUTO CYCLE-MAIN	10			ZBY2199	–	0.002/0.004		
AUTO-MAIN	10			ZBY2164	–	0.002/0.004		
AUTO-O-MAIN	10			ZBY2185	–	0.002/0.004		
AVANT	10			ZBY2105	–	0.002/0.004		
AVANT-O-ARRIERE	10			ZBY2184	–	0.002/0.004		
C-P-C-NORMAL	10			ZBY2165	–	0.002/0.004		
CYCLE-MAIN	10			ZBY2197	–	0.002/0.004		
DECLenchement	10			ZBY2132	–	0.002/0.004		
DEFAULT (black background)	10			ZBY2134	–	0.002/0.004		
DEFAULT (red background)	10			ZBY2135	–	0.002/0.004		
DEPART CYCLE	10			ZBY2195	–	0.002/0.004		
DESCENTE	10			ZBY2108	–	0.002/0.004		
DROITE	10			ZBY2109	–	0.002/0.004		
ENCLenchement	10			ZBY2131	–	0.002/0.004		
EN SERVICE	10			ZBY2111	–	0.002/0.004		
FERMETURE	10			ZBY2114	–	0.002/0.004		
GAUCHE	10			ZBY2110	–	0.002/0.004		
HORS SERVICE	10			ZBY2112	–	0.002/0.004		
HORS-EN	10			ZBY2167	–	0.002/0.004		
LENT	10			ZBY2127	–	0.002/0.004		
MAIN	10			ZBY2116	–	0.002/0.004		
MARCHE	10	ZBY2103	ZBY2103C0	0.002/0.004				
MONTEE	10	ZBY2107	–	0.002/0.004				
OUVERTURE	10	ZBY2113	–	0.002/0.004				
PHASE/PHASE	10	ZBY2196	–	0.002/0.004				
REARMEMENT (red background)	10	ZBY2123	–	0.002/0.004				
REARMEMENT (black background)	10	ZBY0123	–	0.002/0.004				
SOUS TENSION	10	ZBY2126	–	0.002/0.004				
VITE	10	ZBY2128	–	0.002/0.004				
Red	ARRET D'URGENCE	10	ZBY2130 (3)	–	0.002/0.004			



(1) For legends, see pages 99 to 101.

(2) "Start" functions: white letters on black background. "Stop" functions: white letters on red background (unless otherwise specified above).

(3) For compliance with standard EN/ISO 13850, paragraph 4.4.6, the Emergency Stop function logo ⚡ has been added.

(4) For white color plated bezel replace C0 with C1, and for other color plated bezels using the web customization tool, see page 5.

(5) To add customized markings on these references using the web customization tool, see page 5.

Control and signaling units

Harmony XB5, plastic

8 x 27 mm legends with 30 x 40 mm legend holders

Standard 30 x 40 mm legend holders with 8 x 27 mm legends (continued)						
Description	Legend		Sold in lots of	Reference		Weight kg/lb
	Color	Marking		For black bezel	For gray bezel (3) (4)	
With legend (with English language marking)	Black or red background (1)	AUTO-HAND	10	ZBY2364	–	0.002/0.004
		AUTO-O-HAND	10	ZBY2385	–	0.002/0.004
		CLOSE	10	ZBY2314	–	0.002/0.004
		DOWN	10	ZBY2308	–	0.002/0.004
		FAST	10	ZBY2328	–	0.002/0.004
		FORWARD	10	ZBY2305	–	0.002/0.004
		HAND	10	ZBY2316	–	0.002/0.004
		HAND-OFF-AUTO	10	ZBY2387	–	0.002/0.004
		INCH	10	ZBY2321	–	0.002/0.004
		LEFT	10	ZBY2310	–	0.002/0.004
		OFF	10	ZBY2312	–	0.002/0.004
		OFF-ON	10	ZBY2367	ZBY2367C0	0.002/0.004
		ON	10	ZBY2311	–	0.002/0.004
		OPEN	10	ZBY2313	–	0.002/0.004
		POWER ON	10	ZBY2326	–	0.002/0.004
		RESET (red background)	10	ZBY2323	–	0.002/0.004
		RESET (black background)	10	ZBY2322	–	0.002/0.004
		REVERSE	10	ZBY2306	–	0.002/0.004
		RIGHT	10	ZBY2309	–	0.002/0.004
		RUN	10	ZBY2334	–	0.002/0.004
		SLOW	10	ZBY2327	–	0.002/0.004
		START	10	ZBY2303	ZBY2303C0	0.002/0.004
		STOP-START	10	ZBY2366	–	0.002/0.004
		UP	10	ZBY2307	–	0.002/0.004
With legend (with German language marking)	Red background	EMERGENCY STOP	10	ZBY2330 (2)	–	0.002/0.004
		AB	10	ZBY2208	–	0.002/0.004
		AUF	10	ZBY2207	–	0.002/0.004
		AUS	10	ZBY2204	–	0.002/0.004
		AUS-EIN	10	ZBY2266	–	0.002/0.004
		AUS-IN BETRIEB	10	ZBY2267	–	0.002/0.004
		AUS-RÜCKSTELLUNG	10	ZBY2233	–	0.002/0.004
		AUSSCHALTEN	10	ZBY2232	–	0.002/0.004
		AUTO-HAND	10	ZBY2364	–	0.002/0.004
		AUTO-O-HAND	10	ZBY2385	–	0.002/0.004
		AUTOZYKL-HAND	10	ZBY2299	–	0.002/0.004
		AUTOZYKL- 1 ZYKL	10	ZBY2298	–	0.002/0.004
		C-P-C-NORMAL	10	ZBY2265	–	0.002/0.004
		EIN	10	ZBY2203	–	0.002/0.004
		EINSCHALTEN	10	ZBY2231	–	0.002/0.004
		HAND	10	ZBY2316	–	0.002/0.004
		LANGSAM	10	ZBY2227	–	0.002/0.004
		LINKS	10	ZBY2210	–	0.002/0.004
		NOT-AUS (red background)	10	ZBY2230	–	0.002/0.004
		ÖFFNEN	10	ZBY2213	–	0.002/0.004
		RECHTS	10	ZBY2209	–	0.002/0.004
		RÜCKSTELLUNG	10	ZBY2223	–	0.002/0.004
		SCHLIESSEN	10	ZBY2214	–	0.002/0.004
		SCHNELL	10	ZBY2228	–	0.002/0.004
		SPANNUNG EIN	10	ZBY2226	–	0.002/0.004
		STEUERUNG AUS	10	ZBY2212	–	0.002/0.004
		STEUERUNG EIN	10	ZBY2211	–	0.002/0.004
		STÖRUNG (black background)	10	ZBY2234	–	0.002/0.004
		STÖRUNG (red background)	10	ZBY2235	–	0.002/0.004
		VOR	10	ZBY2205	–	0.002/0.004
		VOR-O-ZURÜCK	10	ZBY2284	–	0.002/0.004
		ZURÜCK	10	ZBY2206	–	0.002/0.004
		ZYKLUS-HAND	10	ZBY2297	–	0.002/0.004
		ZYKLUSSTART	10	ZBY2295	–	0.002/0.004
Red background	NOT-HALT	10	ZBY2229 (2)	–	0.002/0.004	
Yellow background	NOT-HALT	10	ZBY22420001 (2)	–	0.002/0.004	

(1) "Start" functions: white letters on black background. "Stop" functions: white letters on red background (unless otherwise specified above).

(2) For compliance with standard EN/ISO 13850, paragraph 4.4.6, the Emergency Stop function logo  has been added.

(3) For white color plated bezel replace C0 with C1, and for other color plated bezels using the web customization tool, see page 5.

(4) To add customized markings on these references using the web customization tool, see page 5.

XB5_CP19007



ZBY2303

XB5_CP19008



ZBY2228

XB5_CP19019



ZBYP2101

XB5_CP19023



ZBYM2303

Standard 30 x 40 mm legend plates

Description	Marking (3)	Sold in lots of	Unit Reference		Weight kg/lb
			For black bezel	For gray bezel (1) (2)	
Legend plate, plastic	-	10	ZBYP2101	ZBYP2101C0	0.001/0.002
	O-I	10	ZBYP2178	ZBYP2178C0	0.001/0.002
	STOP	10	ZBYP2304	ZBYP2304C0	0.001/0.002
	START	10	ZBYP2303	ZBYP2303C0	0.001/0.002
	MARCHE	10	ZBYP2103	ZBYP2103C0	0.001/0.002
	I-O-II	10	ZBYP2186	ZBYP2186C0	0.001/0.002
	OFF-ON	10	ZBYP2367	ZBYP2367C0	0.001/0.002
	ARRET-MARCHE	10	ZBYP2166	ZBYP2166C0	0.001/0.002
	ARRET	10	ZBYP2104	ZBYP2104C0	0.001/0.002
Legend plate, metal	-	10	ZBYM2101	-	0.004/0.009
	O-I	10	ZBYM2178	-	0.004/0.009
	STOP	10	ZBYM2304	-	0.004/0.009
	START	10	ZBYM2303	-	0.004/0.009
	MARCHE	10	ZBYM2103	-	0.004/0.009
	I-O-II	10	ZBYM2186	-	0.004/0.009
	OFF-ON	10	ZBYM2367	-	0.004/0.009
	ARRET-MARCHE	10	ZBYM2166	-	0.004/0.009
	ARRET	10	ZBYM2104	-	0.004/0.009


(1) For white color plated bezel replace C0 by C1, and for other color plated bezel through web customization tool, see [page 5](#).

(2) To add customized markings on these references through web customization tool, see [page 5](#).

(3) Black marking for metal references, white marking for standard references.

8 x 27 mm marked legends for 30 x 40 mm legend holders ZBZ32 and ZBZ34							
Language	Background color	Marking	Sold in lots of	Reference	Weight kg/lb		
Without	Black or red	–	10	ZBY0101 (3)	0.001/0.002		
	White or yellow	–	10	ZBY0102 (3)	0.001/0.002		
International	Black or red (1)	O (black background)	10	ZBY02146	0.001/0.002		
		O (red background)	10	ZBY02931	0.001/0.002		
		I	10	ZBY02147	0.001/0.002		
		II	10	ZBY02148	0.001/0.002		
		O-I	10	ZBY02178	0.001/0.002		
		I-II	10	ZBY02179	0.001/0.002		
		I-O-II	10	ZBY02186	0.001/0.002		
		AUTO	10	ZBY02115	0.001/0.002		
		STOP	10	ZBY02304	0.001/0.002		
		Yellow		10	ZBY0140 (2)	0.001/0.002	
		French	Black or red (1)	ARRET (red background)	10	ZBY02104	0.001/0.002
				ARRET (black background)	10	ZBY00104	0.001/0.002
	ARRET GENERAL			10	ZBY02129	0.001/0.002	
ARRET REARMEMENT	10			ZBY02133	0.001/0.002		
ARRET-MARCHE	10			ZBY02166	0.001/0.002		
ARRIERE	10			ZBY02106	0.001/0.002		
AUTO CYCLE-CYCLE	10			ZBY02198	0.001/0.002		
AUTO CYCLE-MAIN	10			ZBY02199	0.001/0.002		
AUTO-MAIN	10			ZBY02164	0.001/0.002		
AUTO-O-MAIN	10			ZBY02185	0.001/0.002		
AVANT	10			ZBY02105	0.001/0.002		
AVANT-O-ARRIERE	10			ZBY02184	0.001/0.002		
C-P-C-NORMAL	10			ZBY02165	0.001/0.002		
CYCLE-MAIN	10			ZBY02197	0.001/0.002		
DECLENCHEMENT	10			ZBY02132	0.001/0.002		
DEFAUT (black background)	10			ZBY02134	0.001/0.002		
DEFAUT (red background)	10			ZBY02135	0.001/0.002		
DEPART CYCLE	10			ZBY02195	0.001/0.002		
DESCENTE	10			ZBY02108	0.001/0.002		
DROITE	10			ZBY02109	0.001/0.002		
ENCLENCHEMENT	10			ZBY02131	0.001/0.002		
EN SERVICE	10			ZBY02111	0.001/0.002		
FERMETURE	10			ZBY02114	0.001/0.002		
GAUCHE	10			ZBY02110	0.001/0.002		
HORS SERVICE	10			ZBY02112	0.001/0.002		
HORS-EN	10			ZBY02167	0.001/0.002		
LENT	10			ZBY02127	0.001/0.002		
MAIN	10			ZBY02116	0.001/0.002		
MARCHE	10			ZBY02103	0.001/0.002		
MONTEE	10			ZBY02107	0.001/0.002		
OUVERTURE	10			ZBY02113	0.001/0.002		
PHASE/PHASE	10			ZBY02196	0.001/0.002		
REARMEMENT (red background)	10			ZBY02123	0.001/0.002		
REARMEMENT (black background)	10	ZBY00123	0.001/0.002				
SOUS TENSION	10	ZBY02126	0.001/0.002				
VITE	10	ZBY02128	0.001/0.002				
Red	ARRET D'URGENCE	10	ZBY02130 (2)	0.001/0.002			

(1) "Start" functions: white letters on black background. "Stop" functions: white letters on red background (unless otherwise specified above)

(2) For compliance with standard EN/ISO 13850, paragraph 4.4.6, the Emergency Stop function logo  has been added.

(3) To add customized markings on these references using the web customization tool, see [page 5](#).

Control and signaling units

Harmony XB5, plastic

Legends 8 x 27 mm

DG121279


START

ZBY02303

8 x 27 mm marked legends (for 30 x 40 mm legend holders ZBZ32 and ZBZ34) (3)
(continued)

Language	Background color	Marking	Sold in lots of	Unit reference	Weight kg/lb
English	Black or red (1)	AUTO-HAND	10	ZBY02364	0.001/0.002
		AUTO-O-HAND	10	ZBY02385	0.001/0.002
		CLOSE	10	ZBY02314	0.001/0.002
		DOWN	10	ZBY02308	0.001/0.002
		FAST	10	ZBY02328	0.001/0.002
		FORWARD	10	ZBY02305	0.001/0.002
		HAND	10	ZBY02316	0.001/0.002
		HAND-OFF-AUTO	10	ZBY02387	0.001/0.002
		INCH	10	ZBY02321	0.001/0.002
		LEFT	10	ZBY02310	0.001/0.002
		OFF	10	ZBY02312	0.001/0.002
		OFF-ON	10	ZBY02367	0.001/0.002
		ON	10	ZBY02311	0.001/0.002
		OPEN	10	ZBY02313	0.001/0.002
		POWER ON	10	ZBY02326	0.001/0.002
		RESET (red background)	10	ZBY02323	0.001/0.002
		RESET (black background)	10	ZBY02322	0.001/0.002
		REVERSE	10	ZBY02306	0.001/0.002
		RIGHT	10	ZBY02309	0.001/0.002
		RUN	10	ZBY02334	0.001/0.002
		SLOW	10	ZBY02327	0.001/0.002
		START	10	ZBY02303	0.001/0.002
		STOP-START	10	ZBY02366	0.001/0.002
UP	10	ZBY02307	0.001/0.002		
Red		EMERGENCY STOP	10	ZBY02330 (2)	0.001/0.002

(1) "Start" functions: white letters on black background. "Stop" functions: white letters on red background (unless otherwise specified above).

(2) For compliance with standard EN/ISO 13850, paragraph 4.4.6, the Emergency Stop function logo  has been added.

(3) To add customized markings on these references using the web customization tool, see [page 5](#).


DG121264



ZBY02228

8 x 27 mm marked legends (for 30 x 40 mm legend holders ZBZ32 and ZBZ34) (continued) (3)					
Language	Background color	Marking	Sold in lots of	Unit reference	Weight kg/lb
German	Black or red (1)	AB	10	ZBY02208	0.001/0.002
		AUF	10	ZBY02207	0.001/0.002
		AUS	10	ZBY02204	0.001/0.002
		AUS-EIN	10	ZBY02266	0.001/0.002
		AUS-IN BETRIEB	10	ZBY02267	0.001/0.002
		AUS-RÜCKSTELLUNG	10	ZBY02233	0.001/0.002
		AUSSCHALTEN	10	ZBY02232	0.001/0.002
		AUTO-HAND	10	ZBY02364	0.001/0.002
		AUTO-O-HAND	10	ZBY02385	0.001/0.002
		AUTOZYKL-HAND	10	ZBY02299	0.001/0.002
		AUTOZYKL- 1 ZYKL	10	ZBY02298	0.001/0.002
		C-P-C-NORMAL	10	ZBY02265	0.001/0.002
		EIN	10	ZBY02203	0.001/0.002
		EINSCHALTEN	10	ZBY02231	0.001/0.002
		HAND	10	ZBY02316	0.001/0.002
		LANGSAM	10	ZBY02227	0.001/0.002
		LINKS	10	ZBY02210	0.001/0.002
		NOT-AUS (red background)	10	ZBY02230	0.001/0.002
		ÖFFNEN	10	ZBY02213	0.001/0.002
		RECHTS	10	ZBY02209	0.001/0.002
		RÜCKSTELLUNG	10	ZBY02223	0.001/0.002
		SCHLIESSEN	10	ZBY02214	0.001/0.002
		SCHNELL	10	ZBY02228	0.001/0.002
		SPANNUNG EIN	10	ZBY02226	0.001/0.002
		STEUERUNG AUS	10	ZBY02212	0.001/0.002
		STEUERUNG EIN	10	ZBY02211	0.001/0.002
		STÖRUNG (black background)	10	ZBY02234	0.001/0.002
		STÖRUNG (red background)	10	ZBY02235	0.001/0.002
		VOR	10	ZBY02205	0.001/0.002
		VOR-O-ZURÜCK	10	ZBY02284	0.001/0.002
		ZURÜCK	10	ZBY02206	0.001/0.002
		ZYKLUS-HAND	10	ZBY02297	0.001/0.002
ZYKLUSSTART	10	ZBY02295	0.001/0.002		
Red		NOT-HALT	10	ZBY02229 (2)	0.001/0.002
Yellow		NOT-HALT	10	ZBY022420001 (2)	0.001/0.002

814309



ZBY4100

Sheets of peel-off legends (with backing board and protective transparent cover)

Description	For use with	Sold in lots of	Unit reference	Weight kg/lb
Sheet of 76 legends Ø 8 x 27 mm/ 0.315 x 1.063 in.	Ø 30 x 40 mm/1.181 x 1.575 in. legend holder ZBZ32 and ZBZ34	10	ZBY4100	0.043/0.095

(1) "Start" functions: white letters on black background. "Stop" functions: white letters on red background (unless otherwise specified above).

(2) For compliance with standard EN/ISO 13850, paragraph 4.4.6, the Emergency Stop function logo  has been added.

(3) To add customized markings on these references using the web customization tool, see [page 5](#).

Control and signaling units


Harmony XB5, plastic

Legend holders for 18 x 27 mm legends


18 x 27 mm legends for engraving



ZBZ33



ZBY6101



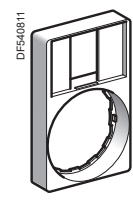
ZBY6140



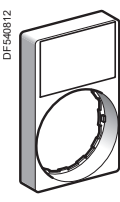
ZBYP6101



ZBYM6101



ZBZ35



ZBY6H10

Standard 30 x 50 mm legend holders for 18 x 27 mm legends (2)					
Description	Background color	Sold in lots of	Unit reference		Weight kg/lb
			For black bezel	For gray bezel (3)	
Without legend	–	10	ZBZ33	ZBZ33C0	0.001/0.002
With blank legend	Black or red	10	ZBY6101	ZBY6101C0	0.002/0.004
	White or yellow	10	ZBY6102	ZBY6102C0	0.002/0.004
	Yellow	10	ZBY6140 (1)	–	0.002/0.004

30 x 50 mm legend holder (flush mounting with bezel) for 18 x 27 mm legends					
Description	Background color	Sold in lots of	Unit reference		Weight kg/lb
			For black bezel	For gray bezel (3)	
Without legend	–	10	ZBZ35	–	0.003/0.007
With blank legend	Black or red	10	ZBY6H101	–	0.004/0.009
	White or yellow	10	ZBY6H102	–	0.004/0.009

30 x 50 mm legend plates					
Description		Sold in lots of	Unit reference		Weight kg/lb
			For black bezel	For gray bezel (3)	
Legend plate, plastic (2)		10	ZBYP6101	ZBYP6101C0	0.001/0.002
Legend plate, metal		10	ZBYM6101	–	0.006/0.013


18 x 27 mm legends for engraving for 30 x 50 mm legend holders						
Description	Language	Marking	Sold in lots of	Unit reference		Weight kg/lb
				For black bezel	For gray bezel (3)	
Black or red background	–	Without	10	ZBY5101	–	0.001/0.002
White or yellow background	–	Without	10	ZBY5102	–	0.001/0.002
Yellow background	International		10	ZBY5140 (1)	–	0.001/0.002
	French	ARRET D'URGENCE	10	ZBY55130 (1)	–	0.001/0.002
	English	EMERGENCY STOP	10	ZBY55330 (1)	–	0.001/0.002

18 x 27 mm legends for engraving for 30 x 50 mm legend holders					
Description	For use with	Sold in lots of	Unit reference		Weight kg/lb
			For black bezel	For gray bezel (3)	
Sheet of 40 18 x 27 mm/ 0.709 x 1.063 in. legends	30 x 50 mm/ 1.181 x 1.968 in. legend holder ZBZ33 and ZBZ35	10	ZBY5100	–	0.044/0.097

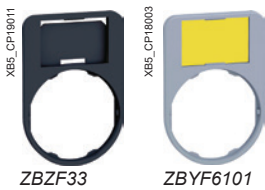
(1) For compliance with standard EN/ISO 13850, paragraph 4.4.6, the Emergency Stop function logo has been added.

(2) For white color plated bezel replace C0 with C1, and for other color plated bezels using the web customization tool, see [page 5](#).

(3) To add customized markings on these references using the web customization tool, see [page 5](#).



Standard 40 x 50 mm legend holders for 8 x 27 mm legends - for flush mounted heads						
Description	Color	Sold in lots of	Unit reference		Weight kg/lb	
			For black bezel	For gray bezel (2)(3)		
Without legend	–	10	ZBZF32	–	0.001/0.002	
With blank legend (for engraving)	Black or red	10	ZBYF2101	ZBYF2101C0	0.002/0.004	
	White or yellow	10	ZBYF4101	ZBYF4101C0	0.002/0.004	
With 8 x 27 mm/ 0.315 x 1.063 in. legend (with international marking)	Black or red (1)	O-I	10	ZBYF2178	ZBYF2178C0	0.003/0.007
			10	ZBYF2304	ZBYF2304C0	0.003/0.007
			10	ZBYF2303	ZBYF2303C0	0.003/0.007
			10	ZBYF2103	ZBYF2103C0	0.003/0.007
			10	ZBYF2186	ZBYF2186C0	0.003/0.007
			10	ZBYF2367	ZBYF2367C0	0.003/0.007
			10	ZBYF2166	ZBYF2166C0	0.003/0.007
			10	ZBYF2166	ZBYF2166C0	0.003/0.007



Standard 40 x 60 mm legend holders for 18 x 27 mm legends - for flush mounted heads						
Description	Color	Sold in lots of	Unit reference		Weight kg/lb	
			For black bezel	For gray bezel (2)(3)		
Without legend	–	10	ZBZF33	–	0.001/0.002	
With blank legend (for engraving)	Black or red	10	ZBYF6101	ZBYF6101C0	0.002/0.004	
	White or yellow	10	ZBYF6102	ZBYF6102C0	0.002/0.004	



Standard 40 x 50 mm legend plate - for flush mounted heads						
Description	Color	Marking (4)	Sold in lots of	Unit reference		Weight kg/lb
				For black bezel	For gray bezel (2)(3)	
Legend plate, plastic	–	–	10	ZBYFP2101	ZBYFP2101C0	0.003/0.007
		O-I	10	ZBYFP2178	ZBYFP2178C0	0.003/0.007
		STOP	10	ZBYFP2304	ZBYFP2304C0	0.003/0.007
		START	10	ZBYFP2303	ZBYFP2303C0	0.003/0.007
		MARCHE	10	ZBYFP2103	ZBYFP2103C0	0.003/0.007
		I-O-II	10	ZBYFP2186	ZBYFP2186C0	0.003/0.007
		OFF-ON	10	ZBYFP2367	ZBYFP2367C0	0.003/0.007
		ARRET-MARCHE	10	ZBYFP2166	ZBYFP2166C0	0.003/0.007
		ARRET	10	ZBYFP2104	ZBYFP2104C0	0.003/0.007

40 x 60 mm legend plate - for flush mounted heads						
Description	Color	Marking	Sold in lots of	Unit Reference		Weight kg/lb
				For black bezel	For gray bezel (2)(3)	
Legend plate, plastic	–	–	10	ZBYFP6101	ZBYFP6101C0	0.003/0.007

(1) "Start" functions: white letters on black background. "Stop" functions: white letters on red background (unless otherwise specified above).

(2) For white color plated bezel replace C0 with C1, and for other color plated bezels using the web customization tool, see page 5.

(3) To add customized markings on these references using the web customization tool, see page 5.

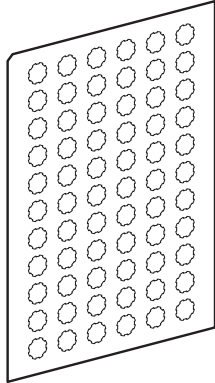
(4) Black marking for white color plated, white marking for black and gray color plated.

Control and signaling units

Harmony XB5, plastic

Legends for insertion, printing, or pre-printed, circular
Bellows for harsh environments

DFS40813



ZBY1101

Legends for XB5A pushbuttons, illuminated pushbuttons, and pilot lights

Description	Language	Marking	Sold in lots of	Unit reference	Weight kg/lb
Sheets of 66 circular peel-off, transparent, self-adhesive legends	–	Without	10	ZBY1101	0.017/0.037
Strips of 66 circular peel-off, transparent, self-adhesive legends	International	O	10	ZBY1146	0.017/0.037
		I	10	ZBY1147	0.017/0.037
		II	10	ZBY1148	0.017/0.037
		III	10	ZBY1149	0.017/0.037
		STOP	10	ZBY1304	0.017/0.037
		↑	10	ZBY1912	0.017/0.037
		French	ARRET	10	ZBY1104
ARRIERE	10		ZBY1106	0.017/0.037	
AUTO	10		ZBY1115	0.017/0.037	
AVANT	10		ZBY1105	0.017/0.037	
DESCENTE	10		ZBY1108	0.017/0.037	
MAIN	10		ZBY1116	0.017/0.037	
MARCHE	10		ZBY1103	0.017/0.037	
MONTEE	10		ZBY1107	0.017/0.037	
English	HAND		10	ZBY1316	0.017/0.037
	OFF	10	ZBY1312	0.017/0.037	
	ON	10	ZBY1311	0.017/0.037	
	START	10	ZBY1303	0.017/0.037	
German	AB	10	ZBY1208	0.017/0.037	
	AUF	10	ZBY1207	0.017/0.037	
	AUS	10	ZBY1204	0.017/0.037	
	EIN	10	ZBY1203	0.017/0.037	
	ZU	10	ZBY1214	0.017/0.037	

Bellows for harsh environments

Description	Material	Color	Sold in lots of	Reference	Weight kg/lb
Environments subject to humidity, dust, high-pressure cleaning, etc.	Silicone	Red	2	ZBZ48	0.009/0.020

107361



ZBZ48

Control and signaling units

Harmony XB5, plastic

Illuminated rings and circular yellow legends for mushroom head pushbuttons

Illuminated rings for mushroom head pushbuttons (1)

Description	Marking	Signaling	Supply voltage	Color	Sold in lots of	Reference	Weight kg/lb
Ø 60 mm/2.362 in. illuminated ring	-	Fixed, red	24 V ~	Yellow	1	ZBY9W2B101	0.031/0.068
	-	Fixed, red	120 V ~	Yellow	1	ZBY9W2G101	0.031/0.068
	-	Fixed, red	230 V ~	Yellow	1	ZBY9W2M101	0.031/0.068
	-	Fixed, red + white	24 V ~	Yellow	1	ZBY9W3B101	0.031/0.068


Circular yellow legends for mushroom head pushbuttons

Used for "Emergency stop" function (1)

Diameter mm/in.	Conforming to standards	Marking on yellow background	Sold in lots of	Reference	Weight kg/lb
60/2.363	EN/IEC 60204-1	-	5	ZBY9121	0.007/0.015
		EMERGENCY STOP	5	ZBY9320	0.007/0.015
		ARRET D'URGENCE	5	ZBY9120	0.007/0.015
		NOT-HALT	5	ZBY9220	0.007/0.015
		PARADA DE EMERGENCIA	5	ZBY9420	0.007/0.015
		ARRESTO DI EMERGENZA	5	ZBY9620	0.007/0.015
90/3.543	EN/IEC 60204-1 and EN/ISO 13850	-	10	ZBY8140	0.008/0.018
		ARRET D'URGENCE	10	ZBY8130	0.008/0.018
		EMERGENCY STOP	10	ZBY8330	0.008/0.018
		NOT-HALT	10	ZBY8230	0.008/0.018
		PARADA DE EMERGENCIA	10	ZBY8430	0.008/0.018
		ARRESTO DE EMERGENZA	10	ZBY8630	0.008/0.018

Used for "Emergency switching off" function

60/2.362	EN/IEC 60204-1	-	10	ZBY9101	0.004/0.009
		COUPURE D'URGENCE	10	ZBY9160	0.004/0.009
		EMERGENCY SWITCHING OFF	10	ZBY9360	0.004/0.009
		NOT-AUS	10	ZBY9260	0.004/0.009
		DESCONEXION DE EMERGENCIA	10	ZBY9460	0.004/0.009
		INTERRUZIONE DI EMERGENZA	10	ZBY9660	0.004/0.009
90/3.543	EN/IEC 60204-1	-	10	ZBY8101	0.008/0.018
		COUPURE D'URGENCE	10	ZBY8160	0.008/0.018
		EMERGENCY SWITCHING OFF	10	ZBY8360	0.008/0.018
		NOT-AUS	10	ZBY8260	0.008/0.018
		DESCONEXION DE EMERGENCIA	10	ZBY8460	0.008/0.018
		INTERRUZIONE DI EMERGENZA	10	ZBY8660	0.008/0.018

(1) For compliance with standard EN/ISO 13850, paragraph 4.4.6, the Emergency Stop function logo  has been added.

PF131020



ZBY9320

XB4_032_CPF_UR10301



ZBY9360

Control and signaling units

Harmony XB5, plastic


Legends panel

XB4_632_CPSVA18028



ZBYLEG304000

ZBYLEG201001



ZBYLEG201001

XB4_632_CPSVA18028



ZBYLEG304001

XB4_632_CPSVA18028



ZBYLEG503001

Legends panel (1)		
Template size mm/in.	Unit reference	Weight kg/lb
Unmarked templates		
100 x 100/3.93 x 3.93	ZBYLEG101000	0.010/0.022
200 x 100/7.87 x 3.93	ZBYLEG201000	0.010/0.022
300 x 100/11.81 x 3.93	ZBYLEG301000	0.010/0.022
300 x 200/11.81 x 7.87	ZBYLEG302000	0.030/0.066
300 x 300/11.81 x 11.81	ZBYLEG303000	0.030/0.066
300 x 400/11.81 x 15.74	ZBYLEG304000	0.030/0.066
400 x 100/15.74 x 3.93	ZBYLEG401000	0.010/0.022
400 x 200/15.74 x 7.87	ZBYLEG402000	0.050/0.110
500 x 100/19.68 x 3.93	ZBYLEG501000	0.030/0.066
500 x 200/19.68 x 7.87	ZBYLEG502000	0.050/0.110
500 x 300/19.68 x 11.81	ZBYLEG503000	0.050/0.110
500 x 400/19.68 x 15.74	ZBYLEG504000	0.050/0.110
Marked templates		
100 x 100/3.93 x 3.93	ZBYLEG101001	0.010/0.022
200 x 100/7.87 x 3.93	ZBYLEG201001	0.010/0.022
300 x 100/11.81 x 3.93	ZBYLEG301001	0.010/0.022
300 x 200/11.81 x 7.87	ZBYLEG302001	0.030/0.066
300 x 300/11.81 x 11.81	ZBYLEG303001	0.030/0.066
300 x 400/11.81 x 15.74	ZBYLEG304001	0.030/0.066
400 x 100/15.74 x 3.93	ZBYLEG401001	0.010/0.022
400 x 200/15.74 x 7.87	ZBYLEG402001	0.050/0.110
500 x 100/19.68 x 3.93	ZBYLEG501001	0.030/0.066
500 x 200/19.68 x 7.87	ZBYLEG502001	0.050/0.110
500 x 300/19.68 x 11.81	ZBYLEG503001	0.050/0.110
500 x 400/19.68 x 15.74	ZBYLEG504001	0.050/0.110

(1) To add customized markings on these references using the web customization tool, see [page 5](#)

XB4_632_CPS(VA)18028



ZBY9W2B330

Illuminated rings for Emergency stop (1)

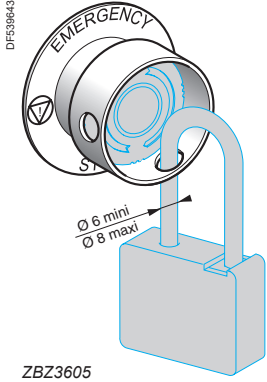
Description	Marking	Signaling	Supply voltage	Color	Sold in lots of	Reference	Weight kg/lb
Ø 60 mm/2.362 in. illuminated ring for Emergency stop	EMERGENCY STOP	Fixed, red	24 V ~	Yellow	1	ZBY9W2B330	0.031/0.068
	ARRET D'URGENCE	Fixed, red	24 V ~	Yellow	1	ZBY9W2B130	0.031/0.068
	NOT HALT	Fixed, red	24 V ~	Yellow	1	ZBY9W2B230	0.031/0.068
	PARADA DE EMERGENCIA	Fixed, red	24 V ~	Yellow	1	ZBY9W2B430	0.031/0.068
	ARRESTO DI EMERGENZA	Fixed, red	24 V ~	Yellow	1	ZBY9W2B630	0.031/0.068
	-	Fixed, red	24 V ~	Yellow	1	ZBY9W2B140	0.031/0.068
	EMERGENCY STOP	Fixed, red	120 V ~	Yellow	1	ZBY9W2G330	0.031/0.068
	ARRET D'URGENCE	Fixed, red	120 V ~	Yellow	1	ZBY9W2G130	0.031/0.068
	NOT HALT	Fixed, red	120 V ~	Yellow	1	ZBY9W2G230	0.031/0.068
	PARADA DE EMERGENCIA	Fixed, red	120 V ~	Yellow	1	ZBY9W2G430	0.031/0.068
	ARRESTO DI EMERGENZA	Fixed, red	120 V ~	Yellow	1	ZBY9W2G630	0.031/0.068
	-	Fixed, red	120 V ~	Yellow	1	ZBY9W2G140	0.031/0.068
	EMERGENCY STOP	Fixed, red	230 V ~	Yellow	1	ZBY9W2M330	0.031/0.068
	ARRET D'URGENCE	Fixed, red	230 V ~	Yellow	1	ZBY9W2M130	0.031/0.068
	NOT HALT	Fixed, red	230 V ~	Yellow	1	ZBY9W2M230	0.031/0.068
	PARADA DE EMERGENCIA	Fixed, red	230 V ~	Yellow	1	ZBY9W2M430	0.031/0.068
	ARRESTO DI EMERGENZA	Fixed, red	230 V ~	Yellow	1	ZBY9W2M630	0.031/0.068
	-	Fixed, red	230 V ~	Yellow	1	ZBY9W2M140	0.031/0.068
	EMERGENCY STOP	Fixed, red + white	24 V ~	Yellow	1	ZBY9W3B330	0.031/0.068
ARRET D'URGENCE	Fixed, red + white	24 V ~	Yellow	1	ZBY9W3B130	0.031/0.068	
NOT HALT	Fixed, red + white	24 V ~	Yellow	1	ZBY9W3B230	0.031/0.068	
PARADA DE EMERGENCIA	Fixed, red + white	24 V ~	Yellow	1	ZBY9W3B430	0.031/0.068	
ARRESTO DI EMERGENZA	Fixed, red + white	24 V ~	Yellow	1	ZBY9W3B630	0.031/0.068	
-	Fixed, red + white	24 V ~	Yellow	1	ZBY9W3B140	0.031/0.068	

XB4_632_CPS(VA)18028



ZBY9W3B140

(1) For compliance with standard EN/ISO 13850, paragraph 4.4.6, the Emergency Stop function logo  has been added.



ZBZ3605

Accessories for mushroom head pushbuttons (5)

Description	Exclusive use with the following Ø 40 mm/1.575 in. trigger action pushbuttons	Color	Reference	Weight kg/lb
Padlocking kit (1) (2) for Emergency stop (3) and Emergency switching off function (4), (padlockable)	XB5AS844● XB5AS944● ZB5AS844 ZB5AS944●	Yellow	ZBZ3605	0.045/0.099

Description	Marking	Color	Reference	Weight kg/lb
-------------	---------	-------	-----------	--------------

Ø 60 mm/2.363 in. legend for padlocking device ZBZ3605 for Emergency stop function (3)	-	Yellow	ZBY9140T	0.004/0.009
--	---	--------	-----------------	-------------

ARRET D'URGENCE	Yellow	ZBY9130T	0.004/0.009
-----------------	--------	-----------------	-------------

EMERGENCY STOP	Yellow	ZBY9330T	0.004/0.009
----------------	--------	-----------------	-------------

NOT-HALT	Yellow	ZBY9230T	0.004/0.009
----------	--------	-----------------	-------------

Ø 60 mm/2.363 in. legend for padlocking device ZBZ3605 for Emergency switching off function (4)	-	Yellow	ZBY9101T	0.004/0.009
---	---	--------	-----------------	-------------

COUPURE D'URGENCE	Yellow	ZBY9160T	0.004/0.009
-------------------	--------	-----------------	-------------

EMERGENCY SWITCHING OFF	Yellow	ZBY9360T	0.004/0.009
-------------------------	--------	-----------------	-------------

NOT-AUS	Yellow	ZBY9260T	0.004/0.009
---------	--------	-----------------	-------------



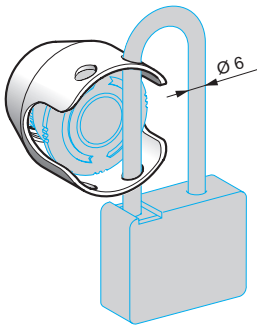
ZBY9330T



ZBY9360T

(1) Standard circular legends are not compatible with this product. Use special legends **ZBY9●●●T**.
 (2) No isolation function is possible when this guard is fitted.
 (3) For conformity with standards EN/IEC 60204-1 and EN/ISO 13850.
 (4) For conformity with standard EN/IEC 60204-1.
 (5) To add customized markings on these references using the web customization tool, see [page 5](#).

DF540789



ZBZ160●

XB5_833_CPODA2016022



ZBZ1605

XB4_632_CPFJR18307



ZBY9330M

XB4_632_CPFJR18297



ZBY9360M

Accessories for mushroom head pushbuttons (continued)

Description	Exclusive use with the following Ø 40 mm/1.575 in. trigger action pushbuttons	Color	Reference	Weight kg/lb
Metal guards for Emergency stop function, padlockable (1)	XB5AT8● XB5AS8● XB5AS9● ZB5AT8● ZB5AS8● ZB5AS9●	Chromium plated	ZBZ1600	0.046/0.101
		Black	ZBZ1602	0.046/0.101
		Red	ZBZ1604	0.046/0.101
		Yellow	ZBZ1605	0.046/0.101
		Blue	ZBZ1606	0.046/0.101

Circular yellow legends for metal guard ZBZ16●● (2)

Description	Marking	Color	Sold in lots of	Reference	Weight kg/lb
For Emergency stop function					
Ø 60 mm/2.362 in. legend for metal guard ZBZ16●●	Without	Yellow	10	ZBY9140M	0.004/0.009
	ARRET D'URGENCE	Yellow	10	ZBY9130M	0.004/0.009
	EMERGENCY STOP	Yellow	10	ZBY9330M	0.004/0.009
	NOT-HALT	Yellow	10	ZBY9230M	0.004/0.009
	PARADA DE EMERGENZA	Yellow	10	ZBY9430M	0.004/0.009
	NOODSTOP	Yellow	10	ZBY9530M	0.004/0.009
	ARRESTO DI EMERGENZA	Yellow	10	ZBY9630M	0.004/0.009
	NODSTOPP	Yellow	10	ZBY9730M	0.004/0.009
	NODSTOP	Yellow	10	ZBY9830M	0.004/0.009
For Emergency switching off function					
Ø 60 mm/2.362 in. legend for metal guard ZBZ16●●	Without	Yellow	10	ZBY9101M	0.004/0.009
	COUPURE D'URGENCE	Yellow	10	ZBY9160M	0.004/0.009
	EMERGENCY SWITCHING OFF	Yellow	10	ZBY9360M	0.004/0.009
	NOT-AUS	Yellow	10	ZBY9260M	0.004/0.009
	DESCONEXION DE EMERGENCIA	Yellow	10	ZBY9460M	0.004/0.009
	INTERRUZIONE DI EMERGENZA	Yellow	10	ZBY9660M	0.004/0.009

(1) No isolation function is possible when this guard is fitted.

(2) To add customized markings on these references using the web customization tool, see [page 5](#).



ZBZ2102



ZB4BZ1905



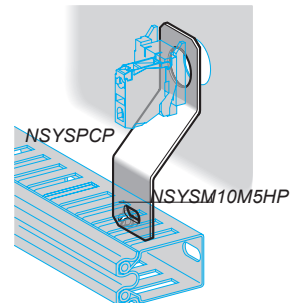
ZB4BZ2005



ZB4BZ64



ZBZ58



NSYSPCP
NSYSM10M5HP

Other accessories				
Description	For use with	Color	Reference	Weight kg/lb
Plastic guard	Selector switches and key switches	Black	ZBZ2102	0.005/0.011
	Emergency stop and Emergency switching off function	Yellow	Round guard 63.5 mm/2.5 in.	ZB4BZ1905 0.042/0.093
		Yellow	Round guard 76.2 mm/3.0 in.	ZB4BZ2105 0.058/0.128
Padlockable flaps	Flush type pushbuttons	Black	ZB4BZ62	0.076/0.168
		Red	ZB4BZ64	0.076/0.168
		Yellow	ZB4BZ65	0.076/0.168
		Blue	ZB4BZ66	0.076/0.168

Description	Material	For use with	Color	Sold in lots of	Unit reference	Weight kg/lb
Bellows seals for harsh environments (environments subject to humidity, dust, high-pressure cleaning, etc.) (1)	Silicone	Other functions	Black	2	ZBZ28	0.009/0.020
		Emergency stop/ switching off function	Yellow	2	ZBZ58	0.009/0.020

Description	Application	Sold in lots of	Unit reference	Weight kg/lb
Cable ducting support	Attached beneath head	10	NSYSPCP	0.030/0.066
M5 x 10 screw, with hexagonal slotted head	For attaching cable ducting	100	NSYSM10M5HP	0.003/0.066
Support	Pushbuttons, switches, and pilot lights	1	DX1AP52	0.160/0.353
Boot for contact block ZBE10● and ZBE10●3 (2)	For protection against dusty environment	1	ZBZ60	0.098/0.216

(1) Only when mounted on control stations. Use legends **ZBY9●●●T**.

(2) Restriction on use: Refer to the product instruction sheet on the Schneider Electric website, Harmony XB5 page.



ZB5SZ3



ZB4FBZ014



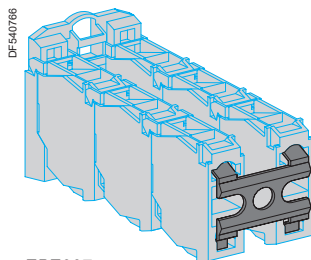
ZB4BZ007



ZBSP2



ZB5AZ026



ZBZ007

Other accessories (continued)

Description	For use with	Color	Sold in lots of	Unit reference		Weight kg/lb
				For black bezel	For gray bezel	
Plastic blanking plug (with fixing nut)	Circular Ø 22 mm/0.866 in. control and signaling units	Black	10	ZB5SZ3	ZB5SZ3C0 (1)(2)	0.009/0.020
	Square Ø 22 mm/0.866 in. control and signaling units	Black	10	ZB5SZ5	–	0.009/0.020
Plastic blanking plug for flush mounted heads (with fixing nut)	Circular Ø 30 mm/1.181 in. flush mounted control and signaling units	Black	5	ZB5FSZ3	–	0.009/0.020
Metal ring for flush mounted Ø 30 mm/1.181 in. NEMA hole	Ø 30 mm/1.181 in. flush mounted control and signaling units	Chromium plated	10	ZB4FBZ014	–	0.012/0.027
Liquid spray protective washer to be fitted under the head	Ø 22 mm/0.866 in. control and signaling units	Chromium plated	10	ZB4BZ007	–	0.010/0.022
		Black	10	ZB4BZ0077	–	0.010/0.022
	Ø 30 mm/1.181 in. flush mounted control and signaling units	Chromium plated	10	ZB4FBZ007	–	0.003/0.006
Plastic protection cover IP65/IP67	Ø 22 mm/0.866 in. USB and RJ45 ports	Black	10	ZBSP1	–	0.002/0.004
Rigid plastic protection cover IP65/IP67	Ø 22 mm/0.866 in. USB and RJ45 ports	Transparent	1	ZBSP2	–	0.006/0.013
Metal protection cover IP65/IP67/IP69K	Ø 22 mm/0.866 in. USB and RJ45 ports	Silver	1	ZBSP3	–	0.010/0.022
Ø 30 mm/1.181 in. plastic flush mounting kit	Pushbuttons and pilot lights	Black	1	ZB5AZ021	–	0.006/0.013
	Selector switches and illuminated pushbuttons	Black	1	ZB5AZ022	–	0.007/0.015
Ø 30 mm/1.181 in. plastic flush mounting kit with 1-line legend	Pushbuttons and pilot lights	Black	1	ZB5AZ023	–	0.007/0.015
	Selector switches and illuminated pushbuttons	Black	1	ZB5AZ024	–	0.008/0.018
Ø 30 mm/1.181 in. plastic flush mounting kit with 2-line legend	Pushbuttons and pilot lights	Black	1	ZB5AZ025	–	0.007/0.015
	Selector switches and illuminated pushbuttons	Black	1	ZB5AZ026	–	0.009/0.020
Plastic clips	2 or 3 levels of ZBE10● contact blocks in high vibration environment	–	10	ZBZ007	–	0.001/0.002
Dummy contact block	ZBE10● contact blocks and ZBV5B transformer blocks	–	5	ZBE000	–	0.006/0.013
Set of tabs for Faston connection	ZBE10● contact blocks and ZBV● light blocks	–	10	ZBZ003	–	–

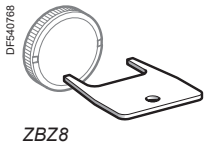
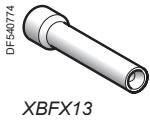
(1) For white color plated bezel replace C0 with C1, and for other color plated bezels using the web customization tool, see page 5.

(2) To add customized markings on these references using the web customization tool, see page 5.

Control and signaling units

Harmony XB5, plastic

Accessories for illuminated pushbuttons: bulbs



Bulbs with BA 9s base fitting and associated accessories

Illuminated pushbuttons						
Description	Characteristics	Color	Sold in lots of	Unit reference	Weight kg/lb	
LEDs	24 V ~	White	1	DL1CJ0241	0.002/0.004	
		Green	1	DL1CJ0243	0.002/0.004	
		Red	1	DL1CJ0244	0.002/0.004	
		Orange	1	DL1CJ0245	0.002/0.004	
		Blue	1	DL1CJ0246	0.002/0.004	
	48 V ~	Green	1	DL1CJ0483	0.002/0.004	
		Red	1	DL1CJ0484	0.002/0.004	
		Orange	1	DL1CJ0485	0.002/0.004	
	6 V - 1.2 W	White	1	DL1CD0061	0.002/0.004	
		Green	1	DL1CD0063	0.002/0.004	
Red		1	DL1CD0064	0.002/0.004		
Orange		1	DL1CD0065	0.002/0.004		
Incandescent bulbs	6 V - 1.2 W	-	10	DL1CB006	0.002/0.004	
	24 V - 2 W	-	10	DL1CE024	0.002/0.004	
	120...130 V 2.4 W	-	10	DL1CE130	0.002/0.004	
Neon bulbs	120...130 V	-	10	DL1CF110	0.002/0.004	
	230...240 V	-	10	DL1CF220	0.002/0.004	
Bulb extractor	-	-	1	XBFX13	0.005/0.011	
Lens cap tightening tool	Illuminated pushbuttons with flush push	-	1	ZBZ8	0.009/0.020	
Description	Application	Color	Sold in lots of	Unit reference	Weight kg/lb	
Add-on square trim	Gives a square appearance to ZB5A circular heads	Black	10	ZB5AZ31	0.002/0.004	
		Green	10	ZB5AZ1715626002	0.002/0.004	
		Red	10	ZB5AZ1715626001	0.002/0.004	
		Blue	10	ZB5AZ1715626003	0.002/0.004	
Nut	Fixing ZB5A head	Green	10	ZB5AZ903	0.002/0.004	
Fixing nut for flush mounted heads	Fixing ZB5FA head	Green	10	ZB5FAZ901	0.102/0.225	
Bezel tool	Tightening head fixing nut ZB5AZ901		1	ZB5AZ905	0.016/0.035	
Anti-rotation plate	Selector switches and Emergency stop pushbutton heads ZB5A		10	ZB5AZ902	0.008/0.018	
Anti-rotation plate for flush mounted heads	Selector switch heads ZB5F		10	ZB5FAZ902	0.008/0.018	



ZBG455



ZBDLU1



ZBG455P



ZBGP



ZBDD2

Replacement keys

Description	Key number	Reference	Weight kg/lb
For latching mushroom head pushbuttons and selector switches			
Sets of 2 keys	455	ZBG455	0.013/0.029
	421E	ZBG421E	0.014/0.031
	458A	ZBG458A	0.014/0.031
	520E	ZBG520E	0.014/0.031
	3131A	ZBG3131A	0.014/0.031
	4A185	ZBDA185	0.014/0.031
	LU1	ZBDLU1	0.014/0.031
	LU2	ZBDLU2	0.014/0.031
	LU3	ZBDLU3	0.014/0.031
	LU4	ZBDLU4	0.014/0.031
	LU5	ZBDLU5	0.014/0.031
	LU6	ZBDLU6	0.014/0.031
	LU7	ZBDLU7	0.014/0.031
	LU8	ZBDLU8	0.014/0.031
	LU9	ZBDLU9	0.014/0.031
	LU10	ZBDLU10	0.014/0.031
	LU11	ZBDLU11	0.014/0.031
	LU12	ZBDLU12	0.014/0.031
	LU13	ZBDLU13	0.014/0.031
	LU14	ZBDLU14	0.014/0.031
	8D1	ZBD8D1	0.014/0.031
	Specific key	ZBGK (1)	0.014/0.031

For booted selector switches

Sets of 2 keys, one of which is supplied booted (rubber boot)	455	ZBG455P	–
	421E	ZBG421EP	–
	458A	ZBG458AP	–
	520E	ZBG520EP	–
	3131A	ZBG3131AP	–

Accessory for key switches (2)

Description	Function	Reference	Weight kg/lb
Keyhole cover (rubber boot)	Protection of lock barrel when no key inserted in lock	ZBGP	0.005/0.011

Boot for standard handle

Description	For use with	Sold in lots of	Unit reference	Weight kg/lb
Boot for standard handle	ZB4BD●● and ZB5AD●●	10	ZBDD2	0.005/0.011

(1) Key number to be added when ordering.

(2) Not compatible with products with key TEC10.



Description of range		<ul style="list-style-type: none"> LED pilot lights 	<ul style="list-style-type: none"> Pushbuttons Multiple-headed pushbuttons Emergency Stop pushbuttons Selector switches and key switches Illuminated pushbuttons Pilot lights Flush mounted pushbuttons, selector switches, and pilot lights (1) 			Fingerprint readers 24V $\overline{\text{---}}$ <ul style="list-style-type: none"> Stand-alone biometric switches Stand-alone USB biometric switches USB biometric switches dedicated to Schneider HMI (2)
Features	Products	Monolithic, compact, low consumption	Complete units or sub-assemblies (body + head)			Monolithic
	Bezel	Double insulated	Double insulated (4)	Metal, chromium plated, or black	Double insulated	Double insulated, dark gray
	Shape of head	Circular	Circular, square, or rectangular	Circular	Circular or square	–
Drilling or cut-out for fixing		\varnothing 8 mm and \varnothing 12 mm/0.315 in. and 0.472 in.	\varnothing 16 mm/0.630 in.	\varnothing 22 mm/0.866 in. \varnothing 30 mm/1.181 in. (for flush mounted control and signaling units)	\varnothing 22 mm/0.866 in.	
Degree of protection	Conforming to IEC 60529	IP40 IP65 with seal	IP65	IP66, IP67, IP69, and IP69K		IP65 (control button)
	Conforming to UL 508 and CSA C22-2 No. 14	–	Enclosure type 4, 4X, and 13			Enclosure type 12
Cabling		Tags for 2.8 x 0.5 mm/0.110 x 0.020 in. connectors or threaded connector	Faston connectors Solder pins for printed circuit boards (4) Fast connector socket (5)	Spring clamp terminal connections Screw clamp terminal connections Faston connectors Connector with adapter for printed circuit board		Cable or connectors
Mounting	Panel thickness	1...8 mm/0.039...0.315 in.	1...6 mm/0.039...0.236 in.			
Type references		XVLA	XB6, XB6E	XB4	XB5	XB5S

(1) Flush mounted control and signaling units are available for Harmony XB4 and XB5 ranges only.
 (2) Compatible with Magelis iPC, STU, OT, GXO, GT (except GT1000 series), GK, GH, and GTO models.
 (3) Wireless and batteryless pushbutton and receiver ready-paired at the factory.

A					
APE1C2150	83	XB5AA84101	74	XB5AK134B5	60
APE1C2250	83	XB5AA84201	74	XB5AK134B5C0	60
APE1PRE21	83	XB5AA86102	74	XB5AK134G5	60
		XB5AA86202	74	XB5AK134G5C0	60
		XB5AA711237	41	XB5AK134M5	60
		XB5AA731327	41	XB5AK134M5C0	60
DL1CB006	112	XB5AC21	42	XB5AK135B5	60
DL1CD0061	112	XB5AD21	56	XB5AK135B5C0	60
DL1CD0063	112	XB5AD21C0	56	XB5AK135G5	60
DL1CD0064	112	XB5AD25	56	XB5AK135G5C0	60
DL1CD0065	112	XB5AD25C0	56	XB5AK135M5	60
DL1CD0066	112	XB5AD33	56	XB5AK135M5C0	60
DL1CE024	112	XB5AD33C0	56	XB5AL42	26
DL1CE130	112	XB5AD41	56	XB5AL42C0	26
DL1CF110	112	XB5AD41C0	56	XB5AL4322	28
DL1CF220	112	XB5AD53	56	XB5AL73415	40
DL1CJ0241	112	XB5AD53C0	56	XB5AL84101	74
DL1CJ0243	112	XB5AD912R1K	74	XB5AL84201	74
DL1CJ0244	112	XB5AD912R4K7	74	XB5AP21	27
DL1CJ0245	112	XB5AD912R10K	74	XB5AP21C0	27
DL1CJ0246	112	XB5AD912R47K	74	XB5AP31	27
DL1CJ0483	112	XB5AD912R100K	74	XB5AP31C0	27
DL1CJ0484	112	XB5AD912R470K	74	XB5AP42	27
DL1CJ0485	112	XB5AG03	58	XB5AP51	27
DX1AP52	110	XB5AG03C0	58	XB5AP51C0	27
		XB5AG21	58	XB5AP61	27
		XB5AG21C0	58	XB5AP61C0	27
		XB5AG33	58	XB5AS84W3B5	46
		XB5AG33C0	58	XB5AS84W3B41	46
		XB5AG41	58	XB5AS8442	44
		XB5AG41C0	58	XB5AS8444	44
		XB5AG61	58	XB5AS8445	44
		XB5AG61C0	58	XB5AS9442	44
		XB5AJ21	57	XB5AS9445	44
		XB5AJ21C0	57	XB5AS84449	48
		XB5AJ33	57	XB5AS86449B4	48
		XB5AJ33C0	57	XB5AT842	44
		XB5AJ53	57	XB5AT845	44
		XB5AJ53C0	57	XB5AV5B1	70
		XB5AK123B5	60	XB5AV5B3	70
		XB5AK123B5C0	60	XB5AV5B4	70
		XB5AK123G5	60	XB5AV5B5	70
		XB5AK123G5C0	60	XB5AV5B6	70
		XB5AK123M5	60	XB5AV31	70
		XB5AK123M5C0	60	XB5AV33	70
		XB5AK124B5	60	XB5AV34	70
		XB5AK124B5C0	60	XB5AV35	70
		XB5AK124G5	60	XB5AV41	70
		XB5AK124G5C0	60	XB5AV43	70
		XB5AK124M5	60	XB5AV44	70
		XB5AK124M5C0	60	XB5AV45	70
		XB5AK125B5	60	XB5AV61	70
		XB5AK125B5C0	60	XB5AV63	70
		XB5AK125G5	60	XB5AV64	70
		XB5AK125G5C0	60	XB5AV65	70
		XB5AK125M5	60	XB5AVB1	68
		XB5AK125M5C0	60	XB5AVB3	68
		XB5AK133B5	60	XB5AVB4	68
		XB5AK133B5C0	60	XB5AVB5	68
		XB5AK133G5	60	XB5AVB6	68
		XB5AK133G5C0	60	XB5AVG1	68
		XB5AK133M5	60	XB5AVG3	68
		XB5AK133M5C0	60		
				XB5AVG4	68
				XB5AVG5	68
				XB5AVG6	68
				XB5AVM1	68
				XB5AVM3	68
				XB5AVM4	68
				XB5AVM5	68
				XB5AVM6	68
				XB5AW21B5	71
				XB5AW21G5	71
				XB5AW23B5	71
				XB5AW23G5	71
				XB5AW24B5	71
				XB5AW24G5	71
				XB5AW25B5	71
				XB5AW25G5	71
				XB5AW26B5	71
				XB5AW26G5	71
				XB5AW28B5	71
				XB5AW28G5	71
				XB5AW31B5	29
				XB5AW31B5C0	29
				XB5AW31G5	29
				XB5AW31G5C0	29
				XB5AW31M5	29
				XB5AW31M5C0	29
				XB5AW33B5	29
				XB5AW33B5C0	29
				XB5AW33G5	29
				XB5AW33G5C0	29
				XB5AW33M5	29
				XB5AW33M5C0	29
				XB5AW34B5	29
				XB5AW34B5C0	29
				XB5AW34G5	29
				XB5AW34G5C0	29
				XB5AW34M5	29
				XB5AW34M5C0	29
				XB5AW35B5	29
				XB5AW35B5C0	29
				XB5AW35G5	29
				XB5AW35G5C0	29
				XB5AW35M5	29
				XB5AW35M5C0	29
				XB5AW36B5	29
				XB5AW36B5C0	29
				XB5AW36G5	29
				XB5AW36G5C0	29
				XB5AW36M5	29
				XB5AW36M5C0	29
				XB5AW3135	32
				XB5AW3145	32
				XB5AW3165	32
				XB5AW3335	32
				XB5AW3345	32
				XB5AW3365	32
				XB5AW3435	32
				XB5AW3445	32
				XB5AW3465	32
				XB5AW3535	32
				XB5AW3545	32
				XB5AW3565	32
				XB5AW3731B5	40
				XB5AW3731G5	40
				XB5AW3731M5	40
				XB5DD030	76
				XB5DD050	76
				XB5DSB	75
				XB5DSG	75
				XB5DSM	75
				XB5DT1S	76
				XB5DTB22	75
				XB5DTB23	75
				XB5DTB24	75
				XB5DTB25	75
				XB5DTGM2	75
				XB5DTGM3	75
				XB5DTGM4	75
				XB5DTGM5	75
				XB5EV57K4	71
				XB5EV57L4	71
				XB5EVB1	68
				XB5EVB3	68
				XB5EVB4	68
				XB5EVB5	68
				XB5EVB6	68
				XB5EVB8	68
				XB5EVG1	68
				XB5EVG3	68
				XB5EVG4	68
				XB5EVG5	68
				XB5EVG6	68
				XB5EVG8	68
				XB5EVM1	68
				XB5EVM3	68
				XB5EVM4	68
				XB5EVM5	68
				XB5EVM6	68
				XB5EVM8	68
				XB5FA11	34
				XB5FA11C0	34
				XB5FA21	34
				XB5FA21C0	34
				XB5FA31	34
				XB5FA31C0	34
				XB5FA42	34
				XB5FA42C0	34
				XB5FA51	34
				XB5FA51C0	34
				XB5FA61	34
				XB5FA61C0	34
				XB5FA3311	36
				XB5FA3311C0	36
				XB5FA3341	36
				XB5FA3341C0	36
				XB5FA3351	36
				XB5FA3351C0	36
				XB5FA4322	36
				XB5FA4322C0	36
				XB5FD21	62
				XB5FD21C0	62

XB5FD25	62	XB5FVB6	72	XBFX13	112	ZB5AA343	28	ZB5AC2	42
XB5FD25C0	62	XB5FVB6C0	72	XBH1AA0G4	76	ZB5AA344	28	ZB5AC24	42
XB5FD33	62	XB5FVG1	72	XBH1AA0R4	76	ZB5AA36	25	ZB5AC280	50
XB5FD33C0	62	XB5FVG1C0	72	XBTZ9980	76	ZB5AA36C0	25	ZB5AC28001	50
XB5FD41	62	XB5FVG3	72	XBTZ9982	76	ZB5AA38	24	ZB5AC3	42
XB5FD41C0	62	XB5FVG3C0	72	XD5PA12	77		30	ZB5AC34	42
XB5FD53	62	XB5FVG4	72	XD5PA14	77	ZB5AA38C0	24	ZB5AC380	50
XB5FD53C0	62	XB5FVG4C0	72	XD5PA22	77		30	ZB5AC38023	50
XB5FG03	64	XB5FVG5	72	XD5PA24	77	ZB5AA3C0	24	ZB5AC4	42
XB5FG03C0	64	XB5FVG5C0	72			ZB5AA4	24	ZB5AC44	42
XB5FG21	64	XB5FVG6	72	Z		ZB5AA432	28	ZB5AC480	50
XB5FG21C0	64	XB5FVG6C0	72	TablZB5AS84W2G	46	ZB5AA432C0	28	ZB5AC48021	50
XB5FG33	64	XB5FVM1	72	ZB2BE101	78	ZB5AA433	28	ZB5AC5	42
XB5FG33C0	64	XB5FVM1C0	72	ZB2BE102	78	ZB5AA434	28	ZB5AC54	42
XB5FG41	64	XB5FVM3	72	ZB4BZ007	111	ZB5AA434C0	28	ZB5AC580	50
XB5FG41C0	64	XB5FVM3C0	72	ZB4BZ0077	111	ZB5AA435	28	ZB5AC6	42
XB5FG61	64	XB5FVM4	72	ZB4BZ1905	110	ZB5AA44	24	ZB5AC64	42
XB5FG61C0	64	XB5FVM4C0	72	ZB4BZ2005	110	ZB5AA46	25	ZB5AC680	50
XB5FJ21	63	XB5FVM5	72	ZB4BZ2105	110	ZB5AA46C0	25	ZB5AC780	50
XB5FJ21C0	63	XB5FVM5C0	72	ZB4BZ62	110	ZB5AA48	24	ZB5AC980	50
XB5FJ33	63	XB5FVM6	72	ZB4BZ64	110	ZB5AA48C0	24	ZB5AD2	56
XB5FJ33C0	63	XB5FVM6C0	72	ZB4BZ65	110		30	ZB5AD28	59
XB5FJ53	63	XB5FW31B5	37	ZB4BZ66	110	ZB5AA4C0	24	ZB5AD2801	59
XB5FJ53C0	63	XB5FW31B5C0	37	ZB4FBZ007	111	ZB5AA5	24	ZB5AD2801C0	59
XB5FK123B5	66	XB5FW31G5	37	ZB4FBZ014	111	ZB5AA54	24	ZB5AD2804	59
XB5FK123B5C0	66	XB5FW31G5C0	37	ZB5AA0	24	ZB5AA56	25	ZB5AD2804C0	59
XB5FK123G5	66	XB5FW31M5	37	ZB5AA1	24	ZB5AA56C0	25	ZB5AD2806	59
XB5FK123G5C0	66	XB5FW31M5C0	37	ZB5AA131	28	ZB5AA58	24	ZB5AD2806C0	59
XB5FK123M5	66	XB5FW33B5	37	ZB5AA131C0	28		30	ZB5AD28C0	59
XB5FK123M5C0	66	XB5FW33B5C0	37	ZB5AA133	28	ZB5AA58C0	24	ZB5AD29	59
XB5FK124B5	66	XB5FW33G5	37	ZB5AA136	28		30	ZB5AD29C0	59
XB5FK124B5C0	66	XB5FW33G5C0	37	ZB5AA14	24	ZB5AA5C0	24	ZB5AD2C0	56
XB5FK124G5	66	XB5FW33M5	37	ZB5AA141	28	ZB5AA6	24	ZB5AD3	56
XB5FK124G5C0	66	XB5FW33M5C0	37	ZB5AA142	28	ZB5AA64	24	ZB5AD39	59
XB5FK124M5	66	XB5FW34B5	37	ZB5AA145	28	ZB5AA66	25	ZB5AD39C0	59
XB5FK124M5C0	66	XB5FW34B5C0	37	ZB5AA16	25	ZB5AA66C0	25	ZB5AD3C0	56
XB5FK125B5	66	XB5FW34G5	37	ZB5AA16C0	25	ZB5AA68	24	ZB5AD4	56
XB5FK125B5C0	66	XB5FW34G5C0	37	ZB5AA18	24		30	ZB5AD48	59
XB5FK125G5	66	XB5FW34M5	37		30	ZB5AA68C0	24	ZB5AD48C0	59
XB5FK125M5	66	XB5FW34M5C0	37	ZB5AA18C0	24		30	ZB5AD49	59
XB5FK125M5C0	66	XB5FW35B5	37		30	ZB5AA6C0	24	ZB5AD49C0	59
XB5FK133B5	66	XB5FW35B5C0	37	ZB5AA1C0	24	ZB5AA71115	41	ZB5AD4C0	56
XB5FK133B5C0	66	XB5FW35G5	37	ZB5AA2	24	ZB5AA71123	41	ZB5AD5	56
XB5FK133G5	66	XB5FW35G5C0	37	ZB5AA232	28	ZB5AA71124	41	ZB5AD59	59
XB5FK133M5	66	XB5FW35M5	37	ZB5AA233	28	ZB5AA7120	40	ZB5AD59C0	59
XB5FK133M5C0	66	XB5FW35M5C0	37	ZB5AA234	28	ZB5AA7121	40	ZB5AD5C0	56
XB5FK134B5	66	XB5FW36B5	37	ZB5AA235	28	ZB5AA72124	41	ZB5AD7	56
XB5FK134G5	66	XB5FW36B5C0	37	ZB5AA24	24	ZB5AA7213	40	ZB5AD79	59
XB5FK134M5	66	XB5FW36G5	37	ZB5AA245	28	ZB5AA73132	41	ZB5AD79C0	59
XB5FK135B5	66	XB5FW36G5C0	37	ZB5AA26	25	ZB5AA73133	41	ZB5AD7C0	56
XB5FK135G5	66	XB5FW36M5	37	ZB5AA26C0	25	ZB5AA73134	41	ZB5AD8	56
XB5FK135M5	66	XB5FW36M5C0	37	ZB5AA2C0	24	ZB5AA73135	41	ZB5AD89	59
XB5FL42	35	XB5KS2B4	75	ZB5AA3	24	ZB5AA7340	40	ZB5AD89C0	59
XB5FL42C0	35	XB5KS2B8	75	ZB5AA331	28	ZB5AA7341	40	ZB5AD8C0	56
XB5FL4322	36	XB5KS2G4	75	ZB5AA333	28	ZB5AA79	40	ZB5AD912	74
XB5FVB1	72	XB5KS2G8	75	ZB5AA333C0	28	ZB5AA791	41	ZB5AD922	74
XB5FVB1C0	72	XB5KS2M4	75	ZB5AA334	28	ZB5AA8	24	ZB5AF	53
XB5FVB3	72	XB5KS2M8	75	ZB5AA335	28	ZB5AA88	30	ZB5AF351	53
XB5FVB3C0	72	XB5KSB	75	ZB5AA335C0	28	ZB5AA88C0	30	ZB5AFDA	53
XB5FVB4	72	XB5KSG	75	ZB5AA336	28	ZB5AA8C0	24	ZB5AFDB	53
XB5FVB4C0	72	XB5KSM	75	ZB5AA34	24	ZB5AA9	24	ZB5AFDC	53
XB5FVB5	72	XB5PRJ45	76	ZB5AA341	28	ZB5AA98	24	ZB5AFDD	53
XB5FVB5C0	72	XB5PUSB3	76	ZB5AA342	28		30	ZB5AFDE01	53
						ZB5AC180	50		

ZB5AFDE02	53	ZB5AH02C0	52	ZB5AK1263	61	ZB5AK1863C0	61	ZB5AS12	43
ZB5AFDE03	53	ZB5AH03	52	ZB5AK1263C0	61	ZB5AK1883	61	ZB5AS22	43
ZB5AFDE04	53	ZB5AH033	52	ZB5AK1283	61	ZB5AK1883C0	61	ZB5AS42	43
ZB5AFDE05	53	ZB5AH033C0	52	ZB5AK1283C0	61	ZB5AL1	26	ZB5AS52	43
ZB5AFDE06	53	ZB5AH03C0	52	ZB5AK1313	61	ZB5AL1C0	26	ZB5AS55	43
ZB5AFDE07	53	ZB5AH04	52	ZB5AK1313C0	61	ZB5AL2	26	ZB5AS62	43
ZB5AFDE08	53	ZB5AH043	52	ZB5AK1333	61	ZB5AL232	28	ZB5AS72	43
ZB5AFDE09	53	ZB5AH043C0	52	ZB5AK1333C0	61	ZB5AL233	28	ZB5AS834	44
ZB5AFDE10	53	ZB5AH04C0	52	ZB5AK1343	60	ZB5AL234	28	ZB5AS842Y	49
ZB5AFDE11	53	ZB5AH05	52	ZB5AK1343	61	ZB5AL235	28	ZB5AS844	44
ZB5AFDE12	53	ZB5AH053	52	ZB5AK1343C0	60	ZB5AL2C0	26	ZB5AS84W00	46
ZB5AFDE13	53	ZB5AH053C0	52	ZB5AK1353	61	ZB5AL3	26	ZB5AS84W2B	46
ZB5AFDE14	53	ZB5AH05C0	52	ZB5AK1353C0	61	ZB5AL3C0	26	ZB5AS84W2M	46
ZB5AFDE15	53	ZB5AH06	52	ZB5AK1363	61	ZB5AL4	26	ZB5AS84W3B	46
ZB5AG0	58	ZB5AH063	52	ZB5AK1363C0	61	ZB5AL432	28	ZB5AS934	44
ZB5AG02	58	ZB5AH063C0	52	ZB5AK1383	61	ZB5AL432C0	28	ZB5AS942Y	49
ZB5AG02D	59	ZB5AH06C0	52	ZB5AK1383C0	61	ZB5AL433	28	ZB5AS944	44
ZB5AG03D	59	ZB5AH083	52	ZB5AK1413	61	ZB5AL434	28	ZB5AS944D	44
ZB5AG04D	59	ZB5AH083C0	52	ZB5AK1413C0	61	ZB5AL435	28	ZB5AS964	44
ZB5AG05	58	ZB5AH1	52	ZB5AK1413C0	61	ZB5AL4C0	26	ZB5AT2	43
ZB5AG05C0	58	ZB5AH13	52	ZB5AK1433	61	ZB5AL5	26	ZB5AT24	43
ZB5AG05D	59	ZB5AH13C0	52	ZB5AK1433C0	61	ZB5AL5C0	26	ZB5AT82Y	49
ZB5AG06D	59	ZB5AH1C0	52	ZB5AK1443	61	ZB5AL6	26	ZB5AT84	44
ZB5AG07D	59	ZB5AH2	52	ZB5AK1443C0	61	ZB5AL6C0	26	ZB5AT844	44
ZB5AG08	58	ZB5AH2C0	52	ZB5AK1453	61	ZB5AL7340	40	ZB5AT8643M	47
ZB5AG08C0	58	ZB5AH3	52	ZB5AK1453C0	61	ZB5AL7341	40	ZB5AT8643M130	47
ZB5AG08D	59	ZB5AH33	52	ZB5AK1463	61	ZB5AP1	27	ZB5AT8643M140	47
ZB5AG09	58	ZB5AH33C0	52	ZB5AK1463C0	61	ZB5AP18	27	ZB5AT8643M230	47
ZB5AG09D	59	ZB5AH3C0	52	ZB5AK1483	61	ZB5AP183	27	ZB5AT8643M330	47
ZB5AG0C0	58	ZB5AH4	52	ZB5AK1483C0	61	ZB5AP1S	27	ZB5AT8643M430	47
ZB5AG0D	59	ZB5AH43	52	ZB5AK1513	61	ZB5AP1S	93	ZB5AT8643M630	47
ZB5AG1	58	ZB5AH43C0	52	ZB5AK1513C0	61	ZB5AP2	27	ZB5AV003	69
ZB5AG1D	59	ZB5AH4C0	52	ZB5AK1533	61	ZB5AP2S	27	ZB5AV01	70
ZB5AG2	58	ZB5AH5	52	ZB5AK1533C0	61	ZB5AP2S	93	ZB5AV013	69
ZB5AG2C0	58	ZB5AH53	52	ZB5AK1543	61	ZB5AP3	27	ZB5AV013E	69
ZB5AG2D	59	ZB5AH53C0	52	ZB5AK1543C0	61	ZB5AP38	27	ZB5AV013S	69
ZB5AG2DCC0	59	ZB5AH5C0	52	ZB5AK1553	61	ZB5AP383	27	ZB5AV01S	70
ZB5AG3	58	ZB5AH6	52	ZB5AK1553C0	61	ZB5AP3S	27	ZB5AV03	70
ZB5AG3C0	58	ZB5AH63	52	ZB5AK1563	61	ZB5AP3S	93	ZB5AV033	69
ZB5AG3D	59	ZB5AH63C0	52	ZB5AK1563C0	61	ZB5AP4	27	ZB5AV033E	69
ZB5AG4	58	ZB5AH6C0	52	ZB5AK1583	61	ZB5AP48	27	ZB5AV033S	69
ZB5AG4C0	58	ZB5AH83	52	ZB5AK1583C0	61	ZB5AP483	27	ZB5AV03S	70
ZB5AG4D	59	ZB5AH83C0	52	ZB5AK1713	61	ZB5AP4S	27	ZB5AV03S	70
ZB5AG4DC0	59	ZB5AJ2	57	ZB5AK1713C0	61	ZB5AP4S	93	ZB5AV04	70
ZB5AG5	58	ZB5AJ2C0	57	ZB5AK1733	61	ZB5AP5	27	ZB5AV043	69
ZB5AG5D	59	ZB5AJ3	57	ZB5AK1733C0	61	ZB5AP58	27	ZB5AV043E	69
ZB5AG6	58	ZB5AJ3C0	57	ZB5AK1743	61	ZB5AP583	27	ZB5AV043S	69
ZB5AG6C0	58	ZB5AJ4	57	ZB5AK1743C0	61	ZB5AP5S	27	ZB5AV04S	70
ZB5AG6D	59	ZB5AJ4C0	57	ZB5AK1753	61	ZB5AP5S	93	ZB5AV05	70
ZB5AG7	58	ZB5AJ5	57	ZB5AK1753C0	61	ZB5AP6	27	ZB5AV053	69
ZB5AG7C0	58	ZB5AJ5C0	57	ZB5AK1763	61	ZB5AP68	27	ZB5AV053E	69
ZB5AG7D	59	ZB5AJ7	57	ZB5AK1763C0	61	ZB5AP683	27	ZB5AV053S	69
ZB5AG8	58	ZB5AJ7C0	57	ZB5AK1783	61	ZB5AP6S	27	ZB5AV05S	70
ZB5AG8D	59	ZB5AJ8	57	ZB5AK1783C0	61	ZB5AP6S	93	ZB5AV06	70
ZB5AG9	58	ZB5AJ8C0	57	ZB5AK1813	61	ZB5AR2	42	ZB5AV063	69
ZB5AG9C0	58	ZB5AK1213	61	ZB5AK1813C0	61	ZB5AR216	42	ZB5AV063E	69
ZB5AG9D	59	ZB5AK1213C0	61	ZB5AK1833	61	ZB5AR3	42	ZB5AV063S	69
ZB5AH0	52	ZB5AK1233	61	ZB5AK1833C0	61	ZB5AR316	42	ZB5AV06S	70
ZB5AH01	52	ZB5AK1233C0	61	ZB5AK1843	61	ZB5AR4	42	ZB5AV07	70
ZB5AH013	52	ZB5AK1243	61	ZB5AK1843C0	61	ZB5AR416	42	ZB5AV07S	70
ZB5AH013C0	52	ZB5AK1243C0	61	ZB5AK1853	61	ZB5AR5	42	ZB5AV083	69
ZB5AH01C0	52	ZB5AK1253	61	ZB5AK1853C0	61	ZB5AR516	42	ZB5AV083E	69
ZB5AH02	52	ZB5AK1253C0	61	ZB5AK1863	61	ZB5AR6	42	ZB5AV083S	69
						ZB5AR616	42	ZB5AV156	89

ZB5AV18B1	87	ZB5AVM4	86	ZB5AW0G52	84	ZB5AW183S	31	ZB5AW7A1720	40
ZB5AV18B3	87	ZB5AVM5	86	ZB5AW0G53	84	ZB5AW183SC0	31	ZB5AW7A1721	40
ZB5AV18B4	87	ZB5AVM6	86	ZB5AW0G55	84	ZB5AW31	32	ZB5AW7A1724	40
ZB5AV18B5	87	ZB5AW031	88	ZB5AW0G61	84	ZB5AW313	30	ZB5AW7A3740	40
ZB5AV18B6	87	ZB5AW035	88	ZB5AW0G62	84	ZB5AW313C0	30	ZB5AW7A3741	40
ZB5AV18G1	87	ZB5AW03D15	88	ZB5AW0G63	84	ZB5AW313S	30	ZB5AW7A9	40
ZB5AV18G3	87	ZB5AW03D35	88	ZB5AW0G65	84	ZB5AW313SC0	30	ZB5AW7L3740	40
ZB5AV18G4	87	ZB5AW03D45	88	ZB5AW0M11	85	ZB5AW31C0	32	ZB5AW7L3741	40
ZB5AV18G5	87	ZB5AW03D55	88	ZB5AW0M12	85	ZB5AW31S	32	ZB5AW913	30
ZB5AV18G6	87	ZB5AW03D65	88	ZB5AW0M13	85	ZB5AW33	32	ZB5AW933	30
ZB5AV18M1	87	ZB5AW041	88	ZB5AW0M15	85	ZB5AW333	30	ZB5AW943	30
ZB5AV18M3	87	ZB5AW045	88	ZB5AW0M31	85	ZB5AW333C0	30	ZB5AW953	30
ZB5AV18M4	87	ZB5AW04D15	88	ZB5AW0M32	85	ZB5AW333S	30	ZB5AW963	30
ZB5AV18M5	87	ZB5AW04D35	88	ZB5AW0M33	85	ZB5AW333SC0	30	ZB5AW983	30
ZB5AV18M6	87	ZB5AW04D45	88	ZB5AW0M35	85	ZB5AW33C0	32	ZB5AX2	43
ZB5AV3	89	ZB5AW04D55	88	ZB5AW0M41	85	ZB5AW33S	32	ZB5AX84	44
ZB5AV3D1	89	ZB5AW04D65	88	ZB5AW0M42	85	ZB5AW33SC0	32	ZB5AZ009	78
ZB5AV3D3	89	ZB5AW051	88	ZB5AW0M43	85	ZB5AW34	32		80
ZB5AV3D4	89	ZB5AW055	88	ZB5AW0M45	85	ZB5AW343	30		81
ZB5AV3D5	89	ZB5AW05D15	88	ZB5AW0M51	85	ZB5AW343C0	30		83
ZB5AV3D6	89	ZB5AW05D35	88	ZB5AW0M52	85	ZB5AW343S	30	ZB5AZ021	111
ZB5AV4	89	ZB5AW05D45	88	ZB5AW0M53	85	ZB5AW343SC0	30	ZB5AZ022	111
ZB5AV4D1	89	ZB5AW05D55	88	ZB5AW0M55	85	ZB5AW34C0	32	ZB5AZ023	111
ZB5AV4D3	89	ZB5AW05D65	88	ZB5AW0M61	85	ZB5AW34S	32	ZB5AZ024	111
ZB5AV4D4	89	ZB5AW061	88	ZB5AW0M62	85	ZB5AW35	32	ZB5AZ025	111
ZB5AV4D5	89	ZB5AW062	88	ZB5AW0M63	85	ZB5AW353	30	ZB5AZ026	111
ZB5AV4D6	89	ZB5AW063	88	ZB5AW0M65	85	ZB5AW353C0	30	ZB5AZ027	81
ZB5AV5	89	ZB5AW065	88	ZB5AW11	33	ZB5AW353S	30	ZB5AZ079	81
ZB5AV5D1	89	ZB5AW0B11	84	ZB5AW113	31	ZB5AW353SC0	30	ZB5AZ101	28
ZB5AV5D3	89	ZB5AW0B12	84	ZB5AW113C0	31	ZB5AW35C0	32		42
ZB5AV5D4	89	ZB5AW0B13	84	ZB5AW113S	31	ZB5AW35S	32	ZB5AZ1013	82
ZB5AV5D5	89	ZB5AW0B15	84	ZB5AW11C0	33	ZB5AW36	32	ZB5AZ1014	83
ZB5AV5D6	89	ZB5AW0B31	84	ZB5AW11S	33	ZB5AW363	30	ZB5AZ1015	80
ZB5AV6	89	ZB5AW0B32	84	ZB5AW13	33	ZB5AW363C0	30	ZB5AZ102	28
ZB5AV8	89	ZB5AW0B33	84	ZB5AW133	31	ZB5AW363S	30		44
ZB5AV9	89	ZB5AW0B35	84	ZB5AW133C0	31	ZB5AW363SC0	30		78
ZB5AVB1	86	ZB5AW0B41	84	ZB5AW133S	31	ZB5AW36C0	32	ZB5AZ1023	82
ZB5AVB1156	87	ZB5AW0B42	84	ZB5AW133SC0	31	ZB5AW36S	32	ZB5AZ1024	83
ZB5AVB3	86	ZB5AW0B43	84	ZB5AW13C0	33	ZB5AW37	32	ZB5AZ1025	80
ZB5AVB3156	87	ZB5AW0B45	60	ZB5AW13S	33	ZB5AW37C0	32	ZB5AZ103	78
ZB5AVB4	86		66	ZB5AW14	33	ZB5AW37S	32	ZB5AZ1033	82
ZB5AVB4156	87		84	ZB5AW143	31	ZB5AW383	30	ZB5AZ1034	83
ZB5AVB5	86	ZB5AW0B51	84	ZB5AW143C0	31	ZB5AW383C0	30	ZB5AZ1035	80
ZB5AVB5156	87	ZB5AW0B52	84	ZB5AW143S	31	ZB5AW383S	30	ZB5AZ104	44
ZB5AVB6	86	ZB5AW0B53	84	ZB5AW14C0	33	ZB5AW383SC0	30		78
ZB5AVB6156	87	ZB5AW0B55	84	ZB5AW14S	33	ZB5AW513	30	ZB5AZ1043	82
ZB5AVBG1	86	ZB5AW0B61	84	ZB5AW15	33	ZB5AW513C0	30	ZB5AZ1044	83
ZB5AVBG3	86	ZB5AW0B62	84	ZB5AW153	31	ZB5AW533C0	30	ZB5AZ1045	80
ZB5AVBG4	86	ZB5AW0B63	84	ZB5AW153C0	31	ZB5AW533	30	ZB5AZ105	44
ZB5AVBG5	86	ZB5AW0B65	84	ZB5AW153S	31	ZB5AW533C0	30		78
ZB5AVBG6	86	ZB5AW0G11	84	ZB5AW15C0	33	ZB5AW543C0	30	ZB5AZ1053	82
ZB5AVG1	86	ZB5AW0G12	84	ZB5AW15S	33	ZB5AW543	30	ZB5AZ1054	83
ZB5AVG3	86	ZB5AW0G13	84	ZB5AW16	33	ZB5AW553	30	ZB5AZ1055	80
ZB5AVG4	86	ZB5AW0G15	84	ZB5AW163	31	ZB5AW553C0	30	ZB5AZ106	78
ZB5AVG5	86	ZB5AW0G31	84	ZB5AW163C0	31	ZB5AW563	30	ZB5AZ107	78
ZB5AVG6	86	ZB5AW0G32	84	ZB5AW163S	31	ZB5AW563C0	30	ZB5AZ141	78
ZB5AVJ1	86	ZB5AW0G33	84	ZB5AW16C0	33	ZB5AW583	30	ZB5AZ1414	83
ZB5AVJ3	86	ZB5AW0G35	84	ZB5AW16S	33	ZB5AW583C0	30	ZB5AZ1715626001	112
ZB5AVJ4	86	ZB5AW0G41	84	ZB5AW17	33	ZB5AW713	43	ZB5AZ1715626002	112
ZB5AVJ5	86	ZB5AW0G42	84	ZB5AW17C0	33	ZB5AW733	43	ZB5AZ1715626003	112
ZB5AVJ6	86	ZB5AW0G43	84	ZB5AW17S	33	ZB5AW743	43	ZB5AZ31	112
ZB5AVM1	86	ZB5AW0G45	84	ZB5AW183	31	ZB5AW753	47	ZB5AZ902	112
ZB5AVM3	86	ZB5AW0G51	84	ZB5AW183C0	31	ZB5AW763	43	ZB5AZ903	112
						ZB5AW773	43	ZB5AZ905	112
						ZB5AW7A1715	40	ZB5CA0	24

ZB5CA1	24	ZB5FA142	36	ZB5FA68	34	ZB5FG1	64	ZB5FH53	55
ZB5CA16	25	ZB5FA145	36		38	ZB5FG1D	65	ZB5FH53C0	55
ZB5CA2	24	ZB5FA16	34	ZB5FA68C0	34	ZB5FG2	64	ZB5FH5C0	54
ZB5CA26	25	ZB5FA16C0	34		38	ZB5FG2C0	64	ZB5FH6	54
ZB5CA2912	28	ZB5FA18	34	ZB5FA6C0	34	ZB5FG2D	65	ZB5FH63	55
ZB5CA2934	28		38	ZB5FA8	34	ZB5FG3	64	ZB5FH63C0	55
ZB5CA3	24	ZB5FA18C0	34	ZB5FA8C0	34	ZB5FG3D	65	ZB5FH6C0	54
ZB5CA331	28		38	ZB5FA9	34	ZB5FG4	64	ZB5FH83	55
ZB5CA36	25	ZB5FA1C0	34	ZB5FA9C0	34	ZB5FG4C0	64	ZB5FH83C0	55
ZB5CA4	24	ZB5FA2	34	ZB5FAZ901	112	ZB5FG4D	65	ZB5FJ2	63
ZB5CA432	28	ZB5FA232	36	ZB5FAZ902	112	ZB5FG5	64	ZB5FJ2C0	63
ZB5CA46	25	ZB5FA233	36	ZB5FD2	62	ZB5FG5D	65	ZB5FJ3	63
ZB5CA5	24	ZB5FA234	36	ZB5FD201	62	ZB5FG6	64	ZB5FJ3C0	63
ZB5CA56	25	ZB5FA235	36	ZB5FD201C0	62	ZB5FG6C0	64	ZB5FJ4	63
ZB5CA6	24	ZB5FA245	36	ZB5FD203	62	ZB5FG6D	65	ZB5FJ4C0	63
ZB5CA66	25	ZB5FA26	34	ZB5FD203C0	62	ZB5FG7	64	ZB5FJ5	63
ZB5CA6939	28	ZB5FA26C0	34	ZB5FD204	62	ZB5FG7C0	64	ZB5FJ5C0	63
ZB5CH0	52	ZB5FA2C0	34	ZB5FD204C0	62	ZB5FG7D	65	ZB5FJ7	63
ZB5CH01	52	ZB5FA3	34	ZB5FD205	62	ZB5FG8	64	ZB5FJ7C0	63
ZB5CH02	52	ZB5FA331	36	ZB5FD205C0	62	ZB5FG8D	65	ZB5FJ8	63
ZB5CH03	52	ZB5FA331C0	36	ZB5FD206	62	ZB5FG9	64	ZB5FJ8C0	63
ZB5CH04	52	ZB5FA333	36	ZB5FD206C0	62	ZB5FG9D	65	ZB5FK1213	67
ZB5CH05	52	ZB5FA334	36	ZB5FD29	65	ZB5FH0	54	ZB5FK1213C0	67
ZB5CH06	52	ZB5FA334C0	36	ZB5FD29C0	65	ZB5FH01	54	ZB5FK1233	67
ZB5CH313	52	ZB5FA335	36	ZB5FD2C0	62	ZB5FH013	55	ZB5FK1233C0	67
ZB5CH333	52	ZB5FA335C0	36	ZB5FD2M178	62	ZB5FH013C0	55	ZB5FK1243	67
ZB5CH343	52	ZB5FA336	36	ZB5FD3	62	ZB5FH01C0	54	ZB5FK1243C0	67
ZB5CH353	52	ZB5FA341	36	ZB5FD39	65	ZB5FH02	54	ZB5FK1253	67
ZB5CH363	52	ZB5FA342	36	ZB5FD39C0	65	ZB5FH02C0	54	ZB5FK1253C0	67
ZB5CL1	26	ZB5FA343	36	ZB5FD3C0	62	ZB5FH03	54	ZB5FK1263	67
ZB5CL2	26	ZB5FA344	36	ZB5FD4	62	ZB5FH033	55	ZB5FK1263C0	67
ZB5CL3	26	ZB5FA36	34	ZB5FD49	65	ZB5FH033C0	55	ZB5FK1283	67
ZB5CL4	26	ZB5FA36C0	34	ZB5FD49C0	65	ZB5FH03C0	54	ZB5FK1283C0	67
ZB5CL5	26	ZB5FA38	34	ZB5FD4C0	62	ZB5FH04	54	ZB5FK1313	67
ZB5CL6	26		38	ZB5FD5	62	ZB5FH043	55	ZB5FK1313C0	67
ZB5CV003	69	ZB5FA38C0	34	ZB5FD59	65	ZB5FH043C0	55	ZB5FK1333	67
ZB5CV013	69		38	ZB5FD59C0	65	ZB5FH04C0	54	ZB5FK1333C0	67
ZB5CV033	69	ZB5FA3C0	34	ZB5FD5C0	62	ZB5FH05	54	ZB5FK1343	66
ZB5CV043	69	ZB5FA3M33	34	ZB5FD7	62	ZB5FH053	55		67
ZB5CV053	69	ZB5FA4	34	ZB5FD79	65	ZB5FH053C0	55	ZB5FK1343C0	67
ZB5CV063	69	ZB5FA432	36	ZB5FD79C0	65	ZB5FH05C0	54	ZB5FK1353	67
ZB5CW113	31	ZB5FA432C0	36	ZB5FD7C0	62	ZB5FH06	54	ZB5FK1353C0	67
ZB5CW133	31	ZB5FA433	36	ZB5FD8	62	ZB5FH063	55	ZB5FK1363	67
ZB5CW143	31	ZB5FA434	36	ZB5FD89	65	ZB5FH063C0	55	ZB5FK1383	67
ZB5CW153	31	ZB5FA434C0	36	ZB5FD89C0	65	ZB5FH06C0	54	ZB5FK1383C0	67
ZB5CW163	31	ZB5FA435	36	ZB5FD8C0	62	ZB5FH083	55	ZB5FK1413	67
ZB5CW313	30	ZB5FA46	34	ZB5FD8C0	62	ZB5FH083C0	55	ZB5FK1433	67
ZB5CW3136	30	ZB5FA46C0	34	ZB5FG0	64	ZB5FH0C0	54	ZB5FK1443	67
ZB5CW333	30	ZB5FA48	34	ZB5FG02	64	ZB5FH1	54	ZB5FK1453	67
ZB5CW3336	30		38	ZB5FG02D	65	ZB5FH13	55	ZB5FK1463	67
ZB5CW343	30	ZB5FA48C0	34	ZB5FG03D	65	ZB5FH13C0	55	ZB5FK1483	67
ZB5CW3436	30		38	ZB5FG04D	65	ZB5FH1C0	54	ZB5FK1513	67
ZB5CW353	30	ZB5FA4C0	34	ZB5FG05	64	ZB5FH2	54	ZB5FK1513C0	67
ZB5CW3536	30	ZB5FA5	34	ZB5FG05C0	64	ZB5FH2C0	54	ZB5FK1533	67
ZB5CW363	30	ZB5FA56	34	ZB5FG05D	65	ZB5FH3	54	ZB5FK1533C0	67
ZB5CW3636	30	ZB5FA56C0	34	ZB5FG06D	65	ZB5FH33	55	ZB5FK1543	67
ZB5FA0	34	ZB5FA58	34	ZB5FG07D	65	ZB5FH33C0	55	ZB5FK1553	67
ZB5FA0C0	34		38	ZB5FG08	64	ZB5FH3C0	54	ZB5FK1553C0	67
ZB5FA1	34	ZB5FA58C0	34	ZB5FG08D	65	ZB5FH4	54	ZB5FK1563	67
ZB5FA131	36		38	ZB5FG09	64	ZB5FH43	55	ZB5FK1583	67
ZB5FA133	36	ZB5FA5C0	34	ZB5FG09D	65	ZB5FH43C0	55	ZB5FK1583C0	67
ZB5FA136	36	ZB5FA6	34	ZB5FG0C0	64	ZB5FH4C0	54	ZB5FK1713	67
ZB5FA141	36	ZB5FA66	34	ZB5FG0D	65			ZB5FK1733	67
		ZB5FA66C0	34			ZB5FH5	54		

ZB5FK1743	67	ZB5FW353C0	38	ZBA73	41	ZBCW9153	94	ZBE702	81
ZB5FK1753	67	ZB5FW363	38	ZBA7331	41	ZBCW9163	94	ZBE7026	81
ZB5FK1763	67	ZB5FW363C0	38	ZBA7333	41	ZBCW9313	94	ZBG2201	77
ZB5FK1783	67	ZB5FW383	38	ZBA7335	41	ZBCW9333	94	ZBG2401	77
ZB5FK1813	67	ZB5FW383C0	38	ZBA7336	41	ZBCW9343	94	ZBG3131A	113
ZB5FK1833	67	ZB5FW913	38	ZBA74	41	ZBCW9353	94	ZBG3131AP	113
ZB5FK1833C0	67	ZB5FW933	38	ZBA7432	41	ZBCW9363	94	ZBG4201	77
ZB5FK1843	67	ZB5FW943	38	ZBA75	41	ZBD8D1	113	ZBG421E	113
ZB5FK1853	67	ZB5FW953	38	ZBA76	41	ZBDA185	113	ZBG421EP	113
ZB5FK1863	67	ZB5FW963	38	ZBA9	90	ZBDD2	113	ZBG4401	77
ZB5FK1883	67	ZB5FW983	38	ZBAF1	90	ZBDLU1	113	ZBG455	113
ZB5FL1	35	ZB5SZ3	111	ZBAF131	92	ZBDLU10	113	ZBG455P	113
ZB5FL2	35	ZB5SZ3C0	111	ZBAF133	92	ZBDLU11	113	ZBG458A	113
ZB5FL232	36	ZB5SZ5	111	ZBAF136	92	ZBDLU12	113	ZBG458AP	113
ZB5FL234	36	ZBA1	90	ZBAF137	92	ZBDLU13	113	ZBG520E	113
ZB5FL235	36	ZBA131	91	ZBAF138	92	ZBDLU14	113	ZBG520EP	113
ZB5FL2C0	35	ZBA133	91	ZBAF141	92	ZBDLU2	113	ZBGK	113
ZB5FL3	35	ZBA136	91	ZBAF142	92	ZBDLU3	113	ZBGP	113
ZB5FL3C0	35	ZBA137	91	ZBAF145	92	ZBDLU4	113	ZBL1	90
ZB5FL4	35	ZBA141	91	ZBAF2	90	ZBDLU5	113	ZBL2	90
ZB5FL432	36	ZBA142	91	ZBAF232	92	ZBDLU6	113	ZBL3	90
ZB5FL432C0	36	ZBA145	91	ZBAF233	92	ZBDLU7	113	ZBL4	90
ZB5FL433	36	ZBA2	90	ZBAF234	92	ZBDLU8	113	ZBL5	90
ZB5FL434	36	ZBA232	91	ZBAF235	92	ZBDLU9	113	ZBL6	90
ZB5FL435	36	ZBA233	91	ZBAF245	92	ZBE000	111	ZBL9	90
ZB5FL4C0	35	ZBA234	91	ZBAF2934	92	ZBE101	78	ZBP0	93
ZB5FL4M34	35	ZBA235	91	ZBAF2935	92	ZBE1013	82	ZBP011	93
ZB5FL5	35	ZBA245	91	ZBAF3	90	ZBE1014	83	ZBP012	93
ZB5FL5C0	35	ZBA2934	91	ZBAF331	92	ZBE1015	80	ZBP013	93
ZB5FL6	35	ZBA2935	91	ZBAF333	92	ZBE1016	78	ZBP014	93
ZB5FL6C0	35	ZBA3	90	ZBAF334	92	ZBE10163	82	ZBP015	93
ZB5FSZ3	111	ZBA331	91	ZBAF335	92	ZBE1016P	78	ZBP016	93
ZB5FV013	73	ZBA333	91	ZBAF336	92	ZBE1016P3	82	ZBP017	93
ZB5FV013C0	73	ZBA334	91	ZBAF337	92	ZBE102	78	ZBP0A	93
ZB5FV033	73	ZBA335	91	ZBAF338	92	ZBE1023	82	ZBPA	93
ZB5FV033C0	73	ZBA336	91	ZBAF341	92	ZBE1024	83	ZBSD01	76
ZB5FV043	73	ZBA337	91	ZBAF342	92	ZBE1025	80	ZBSP1	111
ZB5FV043C0	73	ZBA338	91	ZBAF343	92	ZBE1026	78	ZBSP2	111
ZB5FV053	73	ZBA341	91	ZBAF344	92	ZBE10263	82	ZBSP3	111
ZB5FV053C0	73	ZBA342	91	ZBAF346	92	ZBE1026P	78	ZBV0103S	94
ZB5FV063	73	ZBA343	91	ZBAF4	90	ZBE1026P3	82	ZBV011	95
ZB5FV063C0	73	ZBA344	91	ZBAF432	92	ZBE201	78	ZBV0113	94
ZB5FV083	73	ZBA346	91	ZBAF433	92	ZBE2013	82	ZBV013	95
ZB5FV083C0	73	ZBA4	90	ZBAF434	92	ZBE202	78	ZBV0133	94
ZB5FW113	39	ZBA432	91	ZBAF435	92	ZBE2023	82	ZBV014	95
ZB5FW113C0	39	ZBA433	91	ZBAF5	90	ZBE203	78	ZBV0143	94
ZB5FW133	39	ZBA434	91	ZBAF6	90	ZBE2033	82	ZBV015	95
ZB5FW133C0	39	ZBA435	91	ZBAF639	92	ZBE204	78	ZBV0153	94
ZB5FW143	39	ZBA5	90	ZBAF9	90	ZBE2043	82	ZBV016	95
ZB5FW143C0	39	ZBA6	90	ZBC1	90	ZBE205	78	ZBV0163	94
ZB5FW153	39	ZBA639	91	ZBC2	90	ZBE2053	82	ZBV017	95
ZB5FW153C0	39	ZBA708	41	ZBC3	90	ZBE501	78	ZBV18B1	79
ZB5FW163	39	ZBA709	41	ZBC4	90	ZBE5013	82	ZBV18B3	79
ZB5FW163C0	39	ZBA71	41	ZBC5	90	ZBE502	78	ZBV18B4	79
ZB5FW183	39	ZBA710	41	ZBC6	90	ZBE5023	82	ZBV18B5	79
ZB5FW183C0	39	ZBA7131	41	ZBCV0113	94	ZBE503	78	ZBV18B6	79
ZB5FW313	38	ZBA7134	41	ZBCV0133	94	ZBE5033	82	ZBV18G1	79
ZB5FW313C0	38	ZBA7138	41	ZBCV0143	94	ZBE504	78	ZBV18G3	79
ZB5FW333	38	ZBA72	41	ZBCV0153	94	ZBE5043	82	ZBV18G4	79
ZB5FW333C0	38	ZBA7232	41	ZBCV0163	94	ZBE505	78	ZBV18G5	79
ZB5FW343	38	ZBA7233	41	ZBCW9113	94	ZBE5053	82	ZBV18G6	79
ZB5FW343C0	38	ZBA7235	41	ZBCW9133	94	ZBE701	81	ZBV18M1	79
ZB5FW353	38	ZBA7237	41	ZBCW9143	94	ZBE7016	81	ZBV18M3	79

ZBV18M4	79	ZBVM4	79	ZBY02132	99	ZBY02313	100	ZBY2126	96
ZBV18M5	79	ZBVM44	83	ZBY02133	99	ZBY02314	100	ZBY2127	96
ZBV18M6	79	ZBVM45	80	ZBY02134	99	ZBY02316	100	ZBY2128	96
ZBV5B	79	ZBVM5	79	ZBY02135	99		101	ZBY2129	96
ZBV6	89	ZBVM54	83	ZBY02146	99	ZBY02321	100	ZBY2130	96
ZBVB1	79	ZBVM55	80	ZBY02147	99	ZBY02322	100	ZBY2131	96
ZBVB14	83	ZBVM6	79	ZBY02148	99	ZBY02323	100	ZBY2132	96
ZBVB15	80	ZBVM64	83	ZBY02164	99	ZBY02326	100	ZBY2133	96
ZBVB17	81	ZBVM65	80	ZBY02165	99	ZBY02327	100	ZBY2134	96
ZBVB3	79	ZBVM8	79	ZBY02166	99	ZBY02328	100	ZBY2135	96
ZBVB34	83	ZBW911	95	ZBY02167	99	ZBY02330	100	ZBY2146	96
ZBVB35	80	ZBW9113	94	ZBY02178	99	ZBY02334	100	ZBY2147	96
ZBVB37	81	ZBW913	95	ZBY02179	99	ZBY02364	100	ZBY2148	96
ZBVB4	79	ZBW9133	94	ZBY02184	99		101	ZBY2164	96
ZBVB44	83	ZBW914	95	ZBY02185	99	ZBY02366	100	ZBY2165	96
ZBVB45	80	ZBW9143	94	ZBY02186	99	ZBY02367	100	ZBY2166	96
ZBVB47	81	ZBW915	95	ZBY02195	99	ZBY02385	100	ZBY2166C0	96
ZBVB5	79	ZBW9153	94	ZBY02196	99		101	ZBY2167	96
ZBVB54	83	ZBW916	95	ZBY02197	99	ZBY02387	100	ZBY2178	96
ZBVB55	80	ZBW9163	94	ZBY02198	99	ZBY02931	99	ZBY2178C0	96
ZBVB57	81	ZBW917	95	ZBY02199	99	ZBY1101	104	ZBY2179	96
ZBVB6	79	ZBW931	95	ZBY02203	101	ZBY1103	104	ZBY2184	96
ZBVB64	83	ZBW9313	94	ZBY02204	101	ZBY1104	104	ZBY2185	96
ZBVB65	80	ZBW933	95	ZBY02205	101	ZBY1105	104	ZBY2186	96
ZBVB67	81	ZBW9333	94	ZBY02206	101	ZBY1106	104	ZBY2186C0	96
ZBVB8	79	ZBW934	95	ZBY02207	101	ZBY1107	104	ZBY2195	96
ZBVBG1	79	ZBW9343	94	ZBY02208	101	ZBY1108	104	ZBY2196	96
ZBVBG3	79	ZBW935	95	ZBY02209	101	ZBY1115	104	ZBY2197	96
ZBVBG4	79	ZBW9353	94	ZBY02210	101	ZBY1116	104	ZBY2198	96
ZBVBG5	79	ZBW936	95	ZBY02211	101	ZBY1146	104	ZBY2199	96
ZBVBG6	79	ZBW9363	94	ZBY02212	101	ZBY1147	104	ZBY2203	97
ZBVG1	79	ZBW937	95	ZBY02213	101	ZBY1148	104	ZBY2204	97
ZBVG14	83	ZBY001	78	ZBY02214	101	ZBY1149	104	ZBY2205	97
ZBVG15	80		80	ZBY02223	101	ZBY1203	104	ZBY2206	97
ZBVG3	79		82	ZBY02226	101	ZBY1204	104	ZBY2207	97
ZBVG34	83	ZBY00104	99	ZBY02227	101	ZBY1207	104	ZBY2208	97
ZBVG35	80	ZBY00123	99	ZBY02228	101	ZBY1208	104	ZBY2209	97
ZBVG4	79	ZBY0101	99	ZBY02229	101	ZBY1214	104	ZBY2210	97
ZBVG44	83	ZBY0102	99	ZBY02230	101	ZBY1303	104	ZBY2211	97
ZBVG45	80	ZBY0104	96	ZBY02231	101	ZBY1304	104	ZBY2212	97
ZBVG5	79	ZBY0123	96	ZBY02232	101	ZBY1311	104	ZBY2213	97
ZBVG54	83	ZBY0140	99	ZBY02233	101	ZBY1312	104	ZBY2214	97
ZBVG55	80	ZBY02103	99	ZBY02234	101	ZBY1316	104	ZBY2223	97
ZBVG6	79	ZBY02104	99	ZBY02235	101	ZBY1912	104	ZBY2226	97
ZBVG64	83	ZBY02105	99	ZBY022420001	101	ZBY2101	96	ZBY2227	97
ZBVG65	80	ZBY02106	99	ZBY02265	101	ZBY2101C0	96	ZBY2228	97
ZBVG8	79	ZBY02107	99	ZBY02266	101	ZBY2103	96	ZBY2229	97
ZBVJ1	79	ZBY02108	99	ZBY02267	101	ZBY2103C0	96	ZBY2230	97
ZBVJ15	80	ZBY02109	99	ZBY02284	101	ZBY2104	96	ZBY2231	97
ZBVJ3	79	ZBY02110	99	ZBY02295	101	ZBY2104C0	96	ZBY2232	97
ZBVJ35	80	ZBY02111	99	ZBY02297	101	ZBY2105	96	ZBY2233	97
ZBVJ4	79	ZBY02112	99	ZBY02298	101	ZBY2106	96	ZBY2234	97
ZBVJ45	80	ZBY02113	99	ZBY02299	101	ZBY2107	96	ZBY2235	97
ZBVJ5	79	ZBY02114	99	ZBY02303	100	ZBY2108	96	ZBY22420001	97
ZBVJ55	80	ZBY02115	99	ZBY02304	99	ZBY2109	96	ZBY2265	97
ZBVJ6	79	ZBY02116	99	ZBY02305	100	ZBY2110	96	ZBY2266	97
ZBVJ65	80	ZBY02123	99	ZBY02306	100	ZBY2111	96	ZBY2267	97
ZBVM1	79	ZBY02126	99	ZBY02307	100	ZBY2112	96	ZBY2284	97
ZBVM14	83	ZBY02127	99	ZBY02308	100	ZBY2113	96	ZBY2295	97
ZBVM15	80	ZBY02128	99	ZBY02309	100	ZBY2114	96	ZBY2297	97
ZBVM3	79	ZBY02129	99	ZBY02310	100	ZBY2115	96	ZBY2298	97
ZBVM34	83	ZBY02130	99	ZBY02311	100	ZBY2116	96	ZBY2299	97
ZBVM35	80	ZBY02131	99	ZBY02312	100	ZBY2123	96	ZBY2303	97

ZBY2303C0	97	ZBY8660	47	ZBY9W2G130	45	ZBYFP2166C0	103	ZBYP2367	98
ZBY2304	96		105		107	ZBYFP2178	103	ZBYP2367C0	98
ZBY2304C0	96	ZBY8L140	46	ZBY9W2G140	45	ZBYFP2178C0	103	ZBYP6101	102
ZBY2305	97	ZBY8L330	46		107	ZBYFP2186	103	ZBYP6101C0	102
ZBY2306	97	ZBY9101	47	ZBY9W2G230	45	ZBYFP2186C0	103	ZBZ001	78
ZBY2307	97		105		107	ZBYFP2303	103		82
ZBY2308	97	ZBY9101M	109	ZBY9W2G330	45	ZBYFP2303C0	103	ZBZ003	111
ZBY2309	97	ZBY9101T	108		107	ZBYFP2304	103	ZBZ006	81
ZBY2310	97	ZBY9120	45	ZBY9W2G430	45	ZBYFP2304C0	103	ZBZ007	111
ZBY2311	97		105		107	ZBYFP2367	103	ZBZ010	81
ZBY2312	97	ZBY9121	45	ZBY9W2G630	45	ZBYFP2367C0	103	ZBZ011	81
ZBY2313	97		105		107	ZBYFP6101	103	ZBZ012	81
ZBY2314	97	ZBY9130M	109	ZBY9W2M101	105	ZBYFP6101C0	103	ZBZ1600	109
ZBY2316	97	ZBY9130T	108	ZBY9W2M130	45	ZBYLEG101000	106	ZBZ1602	109
ZBY2321	97	ZBY9140M	109		107	ZBYLEG101001	106	ZBZ1604	109
ZBY2322	97	ZBY9140T	108	ZBY9W2M140	45	ZBYLEG201000	106	ZBZ1605	109
ZBY2323	97	ZBY9141	48		107	ZBYLEG201001	106	ZBZ1606	109
ZBY2326	97	ZBY9142	48	ZBY9W2M230	45	ZBYLEG301000	106	ZBZ1902	51
ZBY2327	97	ZBY9160	47		107	ZBYLEG301001	106	ZBZ2102	110
ZBY2328	97		105	ZBY9W2M430	45	ZBYLEG302000	106	ZBZ28	49
ZBY2330	97	ZBY9160M	109		107	ZBYLEG302001	106		110
ZBY2334	97	ZBY9160T	108	ZBY9W2M630	45	ZBYLEG303000	106	ZBZ32	96
ZBY2364	97	ZBY9220	45		107	ZBYLEG303001	106	ZBZ32C0	96
ZBY2366	97		105	ZBY9W3B101	105	ZBYLEG304000	106	ZBZ33	102
ZBY2367	97	ZBY9230M	109	ZBY9W3B130	45	ZBYLEG304001	106	ZBZ33C0	102
ZBY2367C0	97	ZBY9230T	108		107	ZBYLEG401000	106	ZBZ34	96
ZBY2385	97	ZBY9260	47	ZBY9W3B140	45	ZBYLEG401001	106	ZBZ35	102
ZBY2387	97		105		107	ZBYLEG402000	106	ZBZ3605	108
ZBY2931	96	ZBY9260M	109	ZBY9W3B230	45	ZBYLEG402001	106	ZBZ48	43
ZBY2H101	96	ZBY9260T	108		107	ZBYLEG501000	106		104
ZBY4100	101	ZBY9320	45	ZBY9W3B330	45	ZBYLEG501001	106	ZBZ58	49
ZBY4101	96		105		107	ZBYLEG501001	106		110
ZBY4101C0	96	ZBY9330M	109	ZBY9W3B430	45	ZBYLEG502000	106	ZBZ60	51
ZBY4140	96	ZBY9330T	108		107	ZBYLEG502001	106		110
ZBY4H101	96	ZBY9360	47	ZBY9W3B630	45	ZBYLEG503000	106	ZBZ8	112
ZBY5100	102		105	ZBYF2101	103	ZBYLEG503001	106	ZBZF32	103
ZBY5101	102	ZBY9360M	109	ZBYF2101C0	103	ZBYLEG504000	106	ZBZF33	103
ZBY5102	102	ZBY9360T	108	ZBYF2103	103	ZBYLEG504001	106	ZBZG156	79
ZBY5140	102	ZBY9420	45	ZBYF2103C0	103	ZBYM2101	98	ZBZM156	79
ZBY55130	102		105	ZBYF2166	103	ZBYM2103	98	ZBZVG	79
ZBY55330	102	ZBY9430M	109	ZBYF2166C0	103	ZBYM2104	98	ZBZVM	79
ZBY6101	102	ZBY9460	47	ZBYF2178	103	ZBYM2166	98	ZD5PA103	77
ZBY6101C0	102		105	ZBYF2178C0	103	ZBYM2178	98	ZD5PA12	77
ZBY6102	102	ZBY9460M	109	ZBYF2186	103	ZBYM2186	98	ZD5PA14	77
ZBY6102C0	102	ZBY9530M	109	ZBYF2186C0	103	ZBYM2303	98	ZD5PA203	77
ZBY6140	102	ZBY9620	45	ZBYF2303	103	ZBYM2304	98	ZD5PA22	77
ZBY6H101	102		105	ZBYF2303C0	103	ZBYM2367	98	ZD5PA24	77
ZBY6H102	102	ZBY9660	47	ZBYF2304	103	ZBYM6101	102		
ZBY8101	47		105	ZBYF2304C0	103	ZBYP2101	98		
	105	ZBY9660M	109	ZBYF2367	103	ZBYP2101C0	98		
ZBY8130	105	ZBY9730M	109	ZBYF2367C0	103	ZBYP2103	98		
ZBY8140	105	ZBY9830M	109	ZBYF4101	103	ZBYP2103C0	98		
ZBY8160	47	ZBY9W2B101	105	ZBYF4101C0	103	ZBYP2104	98		
	105	ZBY9W2B130	45	ZBYF6101	103	ZBYP2104C0	98		
ZBY8230	105		107	ZBYF6101C0	103	ZBYP2166	98		
ZBY8260	47	ZBY9W2B140	45	ZBYF6102	103	ZBYP2166C0	98		
	105		107	ZBYF6102C0	103	ZBYP2178	98		
ZBY8330	105	ZBY9W2B230	45	ZBYFP2101	103	ZBYP2178C0	98		
ZBY8360	47		107	ZBYFP2101C0	103	ZBYP2186	98		
	105	ZBY9W2B230	45	ZBYFP2103	103	ZBYP2186C0	98		
ZBY8430	105		107	ZBYFP2103C0	103	ZBYP2303	98		
ZBY8460	47	ZBY9W2B330	45	ZBYFP2104	103	ZBYP2303C0	98		
	105		107	ZBYFP2104C0	103	ZBYP2304	98		
ZBY8630	105	ZBY9W2B430	45	ZBYFP2166	103	ZBYP2304C0	98		
			107						
		ZBY9W2B630	45						
			107						
		ZBY9W2G101	105						
			105						

Life Is On



Learn more about our products at
www.schneider-electric.com

The information provided in this documentation contains general descriptions and/or technical characteristics of the performance of the products contained herein. This documentation is not intended as a substitute for and is not to be used for determining suitability or reliability of these products for specific user applications. It is the duty of any such user or integrator to perform the appropriate and complete risk analysis, evaluation and testing of the products with respect to the relevant specific application or use thereof. Neither Schneider Electric nor any of its affiliates or subsidiaries shall be responsible or liable for misuse of the information contained herein.

Design: Schneider Electric
Photos: Schneider Electric

Schneider Electric Industries SAS

Head Office
35, rue Joseph Monier - CS 30323
F-92500 Rueil-Malmaison Cedex
France

DIA5ED2121213EN
April 2020 - V13.0

X-ON Electronics

Largest Supplier of Electrical and Electronic Components

Click to view similar products for [Pushbutton Switches](#) category:

Click to view products by [Schneider](#) manufacturer:

Other Similar products are found below :

[LW1L-M1C10V-A](#) [LW2L-A1C20M-GD](#) [LW2L-M1C20M-A](#) [60324L](#) [M7E-HRN2](#) [67021K512](#) [67081K512X](#) [701PB580](#) [719-5504-000](#)
[MDPSSGLFS](#) [810KSV30B](#) [FLT 2U EE 01A](#) [MML21KA3ABK](#) [MML23KA3AC05K-001](#) [MML23KW3AA01W](#) [8418K2](#) [8646AB6X718UL](#)
[8646ABUL](#) [FSDWH](#) [9001KXRK](#) [9001T8BK](#) [9533CD4+U574+U4922](#) [1203MRA](#) [A22EM01S](#) [A595](#) [1202A6](#) [12037A2ULCSA](#) [1203A2UL](#)
[ABD122N-B](#) [1211390004](#) [ABN111-Y](#) [ABN400-R](#) [1211500044](#) [1211580012](#) [1212MRA](#) [1232A6NF](#) [RA3CSH6A](#) [1241.1183.7047](#)
[1241.2511](#) [1241.3428](#) [1223A2ULCSA](#) [1223MRA](#) [1232AX2119](#) [1241.1183.8000](#) [1241.1183.8029](#) [1241.2506](#) [1241.2606](#) [12MA6](#)
[1301940184](#) [RELBARF6X10\(PLASTIC\)](#)