


Control and signaling units Ø 16 plastic

Harmony® XB6E monolithic, IP 65 and XB6 modular

Catalog

February 2018



Quick access to Product information

Select your Catalogue, your Training

Digi-Cat

The complete digital catalogue for industrial automation



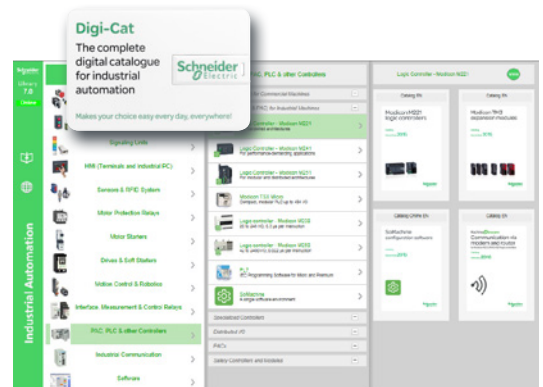
Makes your choice easy every day, everywhere!



With just 3 clicks, you can reach the 7,000 pages of the Industrial Automation & Control catalogue, in both English and French.

- Digi-Cat is available on a USB key (for PC). To get your Digi-Cat, please contact your local center
- Download Digi-Cat from this address:

<http://digi-cat.schneider-electric.com/download.html>



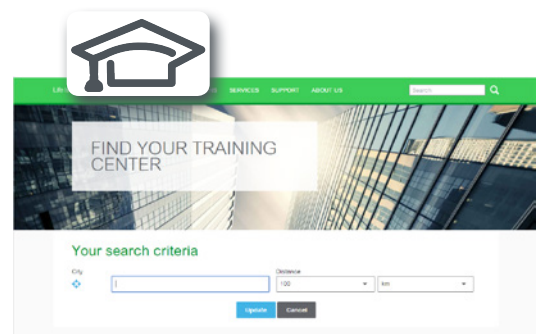
Find your training

- Find the right training for your needs
- Locate the training center with the selector tool, using this address:

<http://www.schneider-electric.com/b2b/en/services/training/technical-training.jsp>

then click on

Find your training center



Life Is On



General contents

General presentation and selection guide

1

Harmony[®] XB6E monolithic, IP 65

2

Harmony[®] XB6 modular

3

Product reference index

4

General presentation and selection guide

■ General presentation

- Harmony XB6E monolithic, IP 65 and XB6 modular products page 1/2
- Optimized features of Harmony XB6E monolithic, IP 65 page 1/3

Selection guide page 1/4



Control and signaling units Ø 16 plastic

Pushbuttons, switches and pilot lights

Harmony XB6E monolithic, IP 65 and XB6 modular

1

Harmony® range of products with IP 65 degree of protection

Wide choice of compact products

The Harmony XB6E monolithic and XB6 modular range are used for a wide range of control and signaling products. Their reduced diameter (Ø 16 mm/0.630 in.) makes them suitable for installation on small machines and control panels. This range offers flexible and simple setup for complete products and separate components.

The Harmony XB6E range are available in the form of complete units and the XB6 range in the form of complete units or sub-assemblies. These range allow the end-user to choose the right product among wide range according to several criterias: the design (monolithic or modular), the connectors (solder tab, compatible with faston connection, pins for printed circuit board or fast connector socket), the heads (circular, square or rectangular heads) and the functions (switches, pushbuttons and pilot lights).



Contact functions

- > Pushbuttons with spring return
- > Selector switches and key switches, 2 or 3 positions
- > Mushroom head pushbuttons
- > Emergency stop pushbuttons

Signaling functions

- > Pilot lights with LED, 'Protected LED', neon and incandescent bulbs

Combined functions (Contact and Signaling)

- > Emergency stop pushbuttons
- > Pushbuttons with flush, spring return
- > Selector switches, 2 or 3 positions



Harmony XB6E, true color LED brightness

Control and signaling units Ø 16 plastic

Pushbuttons, switches and pilot lights

Harmony XB6E monolithic, IP 65 and XB6 modular

| Harmony XB6 | Harmony XB6E |
|---|---|
| <p>Available in the form of complete units or sub-assemblies</p>  | <p>Available in the form of complete units</p>  |
| <p>Illuminated and non-illuminated selector switches</p>  | <p>Non-illuminated selector switches</p>  |
| <p>Non-illuminated mushroom head Emergency stop pushbuttons</p>  | <p>Illuminated and non-illuminated Emergency stop pushbuttons</p>  |

1

Optimized features of Harmony XB6E monolithic

True-color and high LED brightness

The Harmony XB6E range of illuminated units deliver super-bright, true-color LED light in six colors: Red, Yellow, Green, Orange, White and Blue. This high level of brightness gives a clear indication regarding status of the machine.

Emergency stop pushbuttons





















The trigger action Emergency stop pushbuttons are both illuminated and non-illuminated with turn-to-release and pull-to-release mechanisms.

Accessories for a complete solution

The Harmony XB6E range offers wide range of accessories that makes it easy to build a complete controlling solution and meet the installation needs. The accessories include five fast connector sockets, emergency labels, protective shutters, a bezel tightening tool and a blanking plug.



Global and worldwide certified offer

| Type of products | Pilot lights | Pushbuttons, selector switches and pilot lights | | | Biometric switches |
|---------------------------------------|---|---|--|---|--|
| |  |  |  |  |  |
| |  |  |  |  |  |
| |  |  |  |  |  |
| |  |  |  |  |  |
| Description of range | <ul style="list-style-type: none"> LED pilot lights | <ul style="list-style-type: none"> Pushbuttons Multiple-headed pushbuttons Emergency Stop pushbuttons Selector switches and key switches Illuminated pushbuttons Pilot lights Flush mounted Pushbuttons, Selector switches, and Pilot lights (1) | | | <ul style="list-style-type: none"> Fingerprint readers 24V ~ Stand-alone biometric switches Stand-alone USB biometric switches USB biometric switches dedicated to Schneider HMI (2) |
| Features | Products | Monolithic, compact, low consumption | | | Monolithic |
| | Bezel | Double insulated | Double insulated (4) | Metal, chromium plated or black | Double insulated |
| | Shape of head | Circular | Circular, square or rectangular | Circular | Circular or square |
| Drilling or cut-out for fixing | | Ø 8 mm and Ø 12 mm/0.315 in. and 0.472 in. | Ø 16 mm/0.630 in. | Ø 22 mm/0.866 in. | Ø 22 mm/0.866 in. |
| | | | | Ø 30 mm/1.181 in. (for flush mounted control & signaling units) | |
| Degree of protection | Conforming to IEC 60529 | IP 40 IP 65 with seal | IP 65 | IP 66, IP 67, IP 69, and IP 69K | IP 65 (control button) |
| | Conforming to UL 508 and CSA C22-2 No. 14 | – | Enclosure type 4, 4X and 13 | | Enclosure type 12 |
| Cabling | | Tags for 2.8 x 0.5 mm/0.110 x 0.020 in. connectors or threaded connector | Faston connectors Solder pins for printed circuit boards (4) Fast connector socket (5) | Screw clamp terminal connections Screw clamp terminal connections Faston connectors Connector with adapter for printed circuit board | Cable or connectors |
| Mounting | Panel thickness | 1...8 mm/0.039...0.315 in. | 1...6 mm/0.039...0.236 in. | | |
| Type references | | XVLA | XB6, XB6E | XB4 | XB5 |
| | | | | | XB5S |

(1) Flush mounted control & signaling units are available only for Harmony XB5 range.
 (2) Compatible with Magelis iPC, STU, OT, GXO, GT (except GT1000 series), GK, GH, and GTO models.
 (3) Wireless and batteryless pushbutton and receiver ready-paired at the factory.

| Wireless and batteryless pushbuttons | Pushbuttons, selector switches and pilot lights | Joystick controllers | Pushbuttons, selector switches and pilot lights | Cam switches | |
|---|---|--|---|--|--|
|  |  |  |  |  | |
|  |  |  |  |  | |
|  |  |  |  |  | |
|  |  |  |  |  | |
|  |  |  |  |  | |
| Description of range | <ul style="list-style-type: none"> Wireless and batteryless pushbuttons and rope pull switch Configurable receivers Access point Relay-antenna Mobile handy box or plastic boxes for wall mounting | <ul style="list-style-type: none"> Pushbuttons Emergency Stop and Emergency switching off pushbuttons Selector switches and key switches Illuminated pushbuttons Pilot lights | <ul style="list-style-type: none"> 2 or 4 direction Stay put or spring return | <ul style="list-style-type: none"> Pushbuttons Emergency Stop buttons Selector switches and key switches Illuminated pushbuttons Pilot lights | <ul style="list-style-type: none"> Switches Stepping switches Reversing and changeover switches Ammeter switches Voltmeter switches Reversing switches Star-delta and reversing star-delta switches Pole change switches |
| Features | Products | Ready-to-use packs (3) and "components" range | Monolithic | Complete units or sub-assemblies (body + head with lever) | Complete units or sub-assemblies (body + head) |
| | Bezel | Metal, chromium plated or double insulated, black | Double insulated, dark grey (or white for pilot lights) | Metal, chromium plated | Double insulated, black |
| | Shape of head | Transmitter with circular head | Circular | Circular | Hexagonal |
| Drilling or cut-out for fixing | | Ø 22 mm/0.866 in. | | | Ø 30 mm/1.181 in. |
| | | | | | Ø 16 or Ø 22 mm/0.630 or 0.866 in.: series K10 Ø 22 mm/0.866 in. and multifixing: series K1/K2 4 holes, 48 or 68 centres: series K30...K150 |
| Degree of protection | Conforming to IEC 60529 | IP 65 | IP 65 (control buttons and pilot lights) IP 54 (Emergency switching off pushbuttons) | IP 65 | IP 66 |
| | Conforming to UL 508 and CSA C22-2 No. 14 | – | Enclosure type 3 (pushbuttons and Emergency stop) and 4 (pilot lights) | Enclosure type 4, 4X and 13 | Enclosure type 4 and 13 (9001K) Enclosure type 4, 4X, 13 (9001SK) |
| Cabling | | Wireless (transmitter) Through cable (receiver) | Screw and captive clamp terminal connections Faston clip connections (pilot lights) | Screw and captive clamp terminal connections | |
| Mounting | Panel thickness | 1...6 mm/0.039...0.236 in. | | | 0.5...6 mm/0.020...0.236 in. (depending on model) |
| Type references | | XB5R, XB4R | XB7 | XD4PA | XD2GA |
| | | | | XD5PA | 9001K, 9001SK |
| | | | | | K10, K1, K2, K30, K50, K63, K115, K150 |

(4) For Harmony XB6 only.
 (5) For Harmony XB6E only.

Harmony XB6E monolithic, IP 65

■ General

- Presentation of range page 2/2
- Presentation of complete units..... page 2/3

■ References

- Pushbuttons, spring return, latching
 - Non illuminated, spring return page 2/6
 - Illuminated with integral LED, spring return..... page 2/8
 - Illuminated with integral LED, latching page 2/9
- Pilot lights
 - With integral LED page 2/7
- Emergency stop
 - Illuminated page 2/9
 - Non-illuminated page 2/9
- Selector switches
 - With standard handle..... page 2/10
 - Key switches..... page 2/10
- Accessories
 - Fast connector socket.....page 2/11
 - For pushbuttons.....page 2/11
 - Labels for Emergency stop pushbuttons.....page 2/11



Control and signaling units Ø 16 plastic

Harmony XB6E monolithic, IP 65
Pushbuttons, switches, and pilot lights

Presentation

The Harmony XB6E Ø 16 mm/0.630 in. range features compact products that are suitable for installation on small machines and control panels. They are well suited to applications where less space is available for mounting. This range comes with good color purity and offers the advantage of LED brightness.

- This range includes:
 - Pushbuttons, selector/key switches, Emergency stop trigger action pushbuttons for Start/Stop control of machines and installations, adjustment, and parametering (contact functions),
 - Pilot lights for visual signaling (signaling functions)
 - Illuminated pushbuttons and Emergency stop pushbuttons for control and signaling (contact functions and signaling functions)
 - Fast connector sockets with push-in technology
- This Ø 16 mm/0.630 in. monolithic range offers 3 different head shape options (circular, square, and rectangular), each available in 6 colors.
- These products are shown on the following pages in the form of complete units.
- The pushbutton and switch control offer (illuminated and non-illuminated) comprises:
 - Unmarked flush, latching, spring return pushbuttons
 - Ø 32 mm/1.260 in. Emergency stop trigger action pushbuttons
 - Selector switches with standard handle
 - Key switches
 - Various accessories
- The pilot light signaling offer includes pilot lights with integral LED.

Installation

- Harmony XB6E products are both simple and quick to install:
 - Mounting by single installer (self-maintaining head in its cut-out)
 - Clip-together component system (head, body, contact blocks, and LED)
- Type of connection: Faston connector and fast connector socket.

Environment

The performance features of the XB6E range meet the following specifications:

- Degree of protection:
 - IP 65 conforming to standard IEC 60529. The IP 65 standard offers complete protection against solid particles, and a good level of protection against water.
- International standards:
 - For the entire range: EN/IEC 60947-1, EN/IEC 60947-5-1, EN/IEC 60947-5-5, UL 508, CSA C22-2 no. 14
 - For Emergency stop pushbuttons: EN/IEC 60947-5-5
- Product certifications:
 - For Emergency stop pushbuttons: UR, CCC
 - For other products: cURus, CCC

For more technical information, please visit our website www.schneider-electric.com.

Control and signaling units Ø 16 plastic

Harmony XB6E monolithic, IP 65
Pushbuttons, switches, and pilot lights

Description

The Ø 16 mm/0.630 in. range of control and signaling units comprises complete double insulated units.

Functions

Contact functions

Pushbuttons, flush, spring return



| | | | |
|----------------------|--|--|--|
| Shape of head | Circular | Square | Rectangular |
| Degree of protection | IP 65 | IP 65 | IP 65 |
| Color | White, orange, green, red, yellow and blue | White, orange, green, red, yellow and blue | White, orange, green, red, yellow and blue |
| Reference | XB6EAA●●P | XB6ECA●●P | XB6EDA●●P |
| Pages | 2/6 | 2/6 | 2/6 |

Selector switches with standard handle, 2 or 3-position



| | | | |
|----------------------|------------------|------------------|------------------|
| Shape of head | Circular | Square | Rectangular |
| Degree of protection | IP 65 | IP 65 | IP 65 |
| Reference | XB6EAD●●P | XB6ECD●●P | XB6EDD●●P |
| Pages | 2/9 | 2/9 | 2/9 |

Key switches, 2 or 3-position



| | | | |
|----------------------|------------------|------------------|------------------|
| Shape of head | Circular | Square | Rectangular |
| Degree of protection | IP 65 | IP 65 | IP 65 |
| Reference | XB6EAG●●P | XB6ECG●●P | XB6EDG●●P |
| Pages | 2/9 | 2/9 | 2/9 |

Control and signaling units Ø 16 plastic

Harmony XB6E monolithic, IP 65
Pushbuttons, switches, and pilot lights

Functions (continued)

Contact functions (continued)

Emergency stop pushbuttons, turn to release and pull to release



| | |
|----------------------|-----------------------------|
| Shape of head | Circular, Ø 32 mm/1.260 in. |
| Degree of protection | IP 65 |
| Color | Red |
| Reference | XB6ETN521P |
| Page | 2/8 |

Signaling functions

Pilot lights



| | Circular | Square | Rectangular |
|----------------------|--|--|--|
| Shape of head | Circular | Square | Rectangular |
| Degree of protection | IP 65 | IP 65 | IP 65 |
| LED | Integral LED, 12 or 24 V ~ polarized | Integral LED, 12 or 24 V ~ polarized | Integral LED, 12 or 24 V ~ polarized |
| Color | White, green, red, yellow, blue and orange | White, green, red, yellow, blue and orange | White, green, red, yellow, blue and orange |
| Reference | XB6EAV●●P | XB6ECV●●P | XB6EDV●●P |
| Pages | 2/6 | 2/6 | 2/6 |

Control and signaling units Ø 16 plastic

Harmony XB6E monolithic, IP 65
Pushbuttons, switches, and pilot lights

Functions (continued)

Combined functions: contact and signaling

Illuminated pushbuttons, flush, spring return



| | | | |
|----------------------|--|--|--|
| Shape of head | Circular | Square | Rectangular |
| Degree of protection | IP 65 | IP 65 | IP 65 |
| LED | Integral LED, 12 or 24 V $\overline{\text{---}}$ polarized | Integral LED, 12 or 24 V $\overline{\text{---}}$ polarized | Integral LED, 12 or 24 V $\overline{\text{---}}$ polarized |
| Color | White, green, red, yellow, blue and orange | White, green, red, yellow, blue and orange | White, green, red, yellow, blue and orange |
| Reference | XB6EAW●●P | XB6ECW●●P | XB6EDW●●P |
| Pages | 2/7 | 2/7 | 2/7 |

Illuminated pushbuttons, flush, latching



| | | | |
|----------------------|--|--|--|
| Shape of head | Circular | Square | Rectangular |
| Degree of protection | IP 65 | IP 65 | IP 65 |
| LED | Integral LED, 12 or 24 V $\overline{\text{---}}$ polarized | Integral LED, 12 or 24 V $\overline{\text{---}}$ polarized | Integral LED, 12 or 24 V $\overline{\text{---}}$ polarized |
| Color | White, green, red, yellow, blue and orange | White, green, red, yellow, blue and orange | White, green, red, yellow, blue and orange |
| Reference | XB6EAF●●P | XB6ECF●●P | XB6EDF●●P |
| Pages | 2/8 | 2/8 | 2/8 |

Illuminated Emergency stop pushbuttons, turn to release and pull to release







| | |
|----------------------|--|
| Shape of head | Circular, Ø 32 mm/1.260 in. |
| Degree of protection | IP 65 |
| LED | Integral LED, 12 or 24 V $\overline{\text{---}}$ polarized |
| Color | Red |
| Reference | XB6ETI●●●P |
| Page | 2/8 |

Control and signaling units Ø 16 plastic

Harmony XB6E monolithic, IP 65
Pushbuttons, switches, and pilot lights

Pushbuttons, flush, spring return

Sold in lots of 5

| Shape of head | Type of contacts | Color | Unit reference | Weight kg/lb |
|---|---|--------|------------------|--------------|
| |  CO | | | |
| Circular  | 1 | White | XB6EAA11P | 0.006/0.013 |
| | | Black | XB6EAA21P | 0.006/0.013 |
| | | Green | XB6EAA31P | 0.006/0.013 |
| | | Red | XB6EAA41P | 0.006/0.013 |
| | | Yellow | XB6EAA51P | 0.006/0.013 |
| | | Blue | XB6EAA61P | 0.006/0.013 |
| | 2 | White | XB6EAA12P | 0.006/0.013 |
| | | Black | XB6EAA22P | 0.006/0.013 |
| | | Green | XB6EAA32P | 0.006/0.013 |
| | | Red | XB6EAA42P | 0.006/0.013 |
| | | Yellow | XB6EAA52P | 0.006/0.013 |
| | | Blue | XB6EAA62P | 0.006/0.013 |
| Square  | 1 | White | XB6ECA11P | 0.006/0.013 |
| | | Black | XB6ECA21P | 0.006/0.013 |
| | | Green | XB6ECA31P | 0.006/0.013 |
| | | Red | XB6ECA41P | 0.006/0.013 |
| | | Yellow | XB6ECA51P | 0.006/0.013 |
| | | Blue | XB6ECA61P | 0.006/0.013 |
| | 2 | White | XB6ECA12P | 0.006/0.013 |
| | | Black | XB6ECA22P | 0.006/0.013 |
| | | Green | XB6ECA32P | 0.006/0.013 |
| | | Red | XB6ECA42P | 0.006/0.013 |
| | | Yellow | XB6ECA52P | 0.006/0.013 |
| | | Blue | XB6ECA62P | 0.006/0.013 |
| Rectangular  | 1 | White | XB6EDA11P | 0.006/0.013 |
| | | Black | XB6EDA21P | 0.006/0.013 |
| | | Green | XB6EDA31P | 0.006/0.013 |
| | | Red | XB6EDA41P | 0.006/0.013 |
| | | Yellow | XB6EDA51P | 0.006/0.013 |
| | | Blue | XB6EDA61P | 0.006/0.013 |
| | 2 | White | XB6EDA12P | 0.006/0.013 |
| | | Black | XB6EDA22P | 0.006/0.013 |
| | | Green | XB6EDA32P | 0.006/0.013 |
| | | Red | XB6EDA42P | 0.006/0.013 |
| | | Yellow | XB6EDA52P | 0.006/0.013 |
| | | Blue | XB6EDA62P | 0.006/0.013 |



XB6EAA31P



XB6ECA51P



XB6EDA61P

Control and signaling units Ø 16 plastic

Harmony XB6E monolithic, IP 65
Pushbuttons, switches, and pilot lights



XB6EAV8JP



XB6ECV6JP



XB6EDV1JP

Pilots lights with 12 or 24 V $\ddot{}$ polarized integral LED

Sold in lots of 5





| Shape of head | Color | Unit reference | | Weight kg/lb |
|--|--------|-------------------------|-------------------------|-----------------|
| | | With 12 V $\ddot{}$ LED | With 24 V $\ddot{}$ LED | |
| Circular  | White | XB6EAV1JP | XB6EAV1BP | 0.006/0.013 |
| | Green | XB6EAV3JP | XB6EAV3BP | 0.006/0.013 |
| | Red | XB6EAV4JP | XB6EAV4BP | 0.006/0.013 |
| | Yellow | XB6EAV5JP | XB6EAV5BP | 0.006/0.013 |
| | Blue | XB6EAV6JP | XB6EAV6BP | 0.006/0.013 |
| | Orange | XB6EAV8JP | XB6EAV8BP | 0.006/0.013 |
| Square  | White | XB6ECV1JP | XB6ECV1BP | 0.006/0.013 |
| | Green | XB6ECV3JP | XB6ECV3BP | 0.006/0.013 |
| | Red | XB6ECV4JP | XB6ECV4BP | 0.006/0.013 |
| | Yellow | XB6ECV5JP | XB6ECV5BP | 0.006/0.013 |
| | Blue | XB6ECV6JP | XB6ECV6BP | 0.006/0.013 |
| | Orange | XB6ECV8JP | XB6ECV8BP | 0.006/0.013 |
| Rectangular  | White | XB6EDV1JP | XB6EDV1BP | 0.006/0.013 |
| | Green | XB6EDV3JP | XB6EDV3BP | 0.006/0.013 |
| | Red | XB6EDV4JP | XB6EDV4BP | 0.006/0.013 |
| | Yellow | XB6EDV5JP | XB6EDV5BP | 0.006/0.013 |
| | Blue | XB6EDV6JP | XB6EDV6BP | 0.006/0.013 |
| | Orange | XB6EDV8JP | XB6EDV8BP | 0.006/0.013 |

Control and signaling units Ø 16 plastic

Harmony XB6E monolithic, IP 65
Pushbuttons, switches, and pilot lights

Illuminated pushbuttons, flush, spring return, with 12 or 24 V $\bar{\text{---}}$ polarized integral LED

Sold in lots of 5

| Shape of head | Type of contacts  CO | Color | Unit reference | | Weight kg/lb |
|--|---|--------|----------------------------------|----------------------------------|-----------------|
| | | | With 12 V $\bar{\text{---}}$ LED | With 24 V $\bar{\text{---}}$ LED | |
| Circular  | 1 | White | XB6EAW1J1P | XB6EAW1B1P | 0.006/0.013 |
| | | Green | XB6EAW3J1P | XB6EAW3B1P | 0.006/0.013 |
| | | Red | XB6EAW4J1P | XB6EAW4B1P | 0.006/0.013 |
| | | Yellow | XB6EAW5J1P | XB6EAW5B1P | 0.006/0.013 |
| | | Blue | XB6EAW6J1P | XB6EAW6B1P | 0.006/0.013 |
| | | Orange | XB6EAW8J1P | XB6EAW8B1P | 0.006/0.013 |
| | 2 | White | XB6EAW1J2P | XB6EAW1B2P | 0.006/0.013 |
| | | Green | XB6EAW3J2P | XB6EAW3B2P | 0.006/0.013 |
| | | Red | XB6EAW4J2P | XB6EAW4B2P | 0.006/0.013 |
| | | Yellow | XB6EAW5J2P | XB6EAW5B2P | 0.006/0.013 |
| | | Blue | XB6EAW6J2P | XB6EAW6B2P | 0.006/0.013 |
| | | Orange | XB6EAW8J2P | XB6EAW8B2P | 0.006/0.013 |
| Square  | 1 | White | XB6ECW1J1P | XB6ECW1B1P | 0.006/0.013 |
| | | Green | XB6ECW3J1P | XB6ECW3B1P | 0.006/0.013 |
| | | Red | XB6ECW4J1P | XB6ECW4B1P | 0.006/0.013 |
| | | Yellow | XB6ECW5J1P | XB6ECW5B1P | 0.006/0.013 |
| | | Blue | XB6ECW6J1P | XB6ECW6B1P | 0.006/0.013 |
| | | Orange | XB6ECW8J1P | XB6ECW8B1P | 0.006/0.013 |
| | 2 | White | XB6ECW1J2P | XB6ECW1B2P | 0.006/0.013 |
| | | Green | XB6ECW3J2P | XB6ECW3B2P | 0.006/0.013 |
| | | Red | XB6ECW4J2P | XB6ECW4B2P | 0.006/0.013 |
| | | Yellow | XB6ECW5J2P | XB6ECW5B2P | 0.006/0.013 |
| | | Blue | XB6ECW6J2P | XB6ECW6B2P | 0.006/0.013 |
| | | Orange | XB6ECW8J2P | XB6ECW8B2P | 0.006/0.013 |
| Rectangular  | 1 | White | XB6EDW1J1P | XB6EDW1B1P | 0.006/0.013 |
| | | Green | XB6EDW3J1P | XB6EDW3B1P | 0.006/0.013 |
| | | Red | XB6EDW4J1P | XB6EDW4B1P | 0.006/0.013 |
| | | Yellow | XB6EDW5J1P | XB6EDW5B1P | 0.006/0.013 |
| | | Blue | XB6EDW6J1P | XB6EDW6B1P | 0.006/0.013 |
| | | Orange | XB6EDW8J1P | XB6EDW8B1P | 0.006/0.013 |
| | 2 | White | XB6EDW1J2P | XB6EDW1B2P | 0.006/0.013 |
| | | Green | XB6EDW3J2P | XB6EDW3B2P | 0.006/0.013 |
| | | Red | XB6EDW4J2P | XB6EDW4B2P | 0.006/0.013 |
| | | Yellow | XB6EDW5J2P | XB6EDW5B2P | 0.006/0.013 |
| | | Blue | XB6EDW6J2P | XB6EDW6B2P | 0.006/0.013 |
| | | Orange | XB6EDW8J2P | XB6EDW8B2P | 0.006/0.013 |



XB6EAW8J1P



XB6ECW5J1P



XB6EDW3J1P

Control and signaling units Ø 16 plastic

Harmony XB6E monolithic, IP 65
Pushbuttons, switches, and pilot lights



XB6EAF1J1P



XB6ECF4J1P



XB6EDF5J1P







XB6ETI522P



XB6ETN521P


Illuminated pushbuttons, flush, latching, with 12 or 24 V $\bar{\bar{\bar{}}$ polarized integral LED

Sold in lots of 5


| Shape of head | Type of contacts | Color | Unit reference | | Weight kg/lb | |
|--|--|--------|-----------------------------------|-----------------------------------|--------------|-------------|
| | | | With 12 V $\bar{\bar{\bar{}}$ LED | With 24 V $\bar{\bar{\bar{}}$ LED | | |
| Circular  |  CO 1 | White | XB6EAF1J1P | XB6EAF1B1P | 0.006/0.013 | |
| | | Green | XB6EAF3J1P | XB6EAF3B1P | 0.006/0.013 | |
| | | Red | XB6EAF4J1P | XB6EAF4B1P | 0.006/0.013 | |
| | | Yellow | XB6EAF5J1P | XB6EAF5B1P | 0.006/0.013 | |
| | | Blue | XB6EAF6J1P | XB6EAF6B1P | 0.006/0.013 | |
| | | Orange | XB6EAF8J1P | XB6EAF8B1P | 0.006/0.013 | |
| | 2 | White | XB6EAF1J2P | XB6EAF1B2P | 0.006/0.013 | |
| | | Green | XB6EAF3J2P | XB6EAF3B2P | 0.006/0.013 | |
| | | Red | XB6EAF4J2P | XB6EAF4B2P | 0.006/0.013 | |
| | | Yellow | XB6EAF5J2P | XB6EAF5B2P | 0.006/0.013 | |
| | | Blue | XB6EAF6J2P | XB6EAF6B2P | 0.006/0.013 | |
| | | Orange | XB6EAF8J2P | XB6EAF8B2P | 0.006/0.013 | |
| | Square  | 1 | White | XB6ECF1J1P | XB6ECF1B1P | 0.006/0.013 |
| | | | Green | XB6ECF3J1P | XB6ECF3B1P | 0.006/0.013 |
| | | | Red | XB6ECF4J1P | XB6ECF4B1P | 0.006/0.013 |
| | | | Yellow | XB6ECF5J1P | XB6ECF5B1P | 0.006/0.013 |
| | | | Blue | XB6ECF6J1P | XB6ECF6B1P | 0.006/0.013 |
| | | | Orange | XB6ECF8J1P | XB6ECF8B1P | 0.006/0.013 |
| 2 | | White | XB6ECF1J2P | XB6ECF1B2P | 0.006/0.013 | |
| | | Green | XB6ECF3J2P | XB6ECF3B2P | 0.006/0.013 | |
| | | Red | XB6ECF4J2P | XB6ECF4B2P | 0.006/0.013 | |
| | | Yellow | XB6ECF5J2P | XB6ECF5B2P | 0.006/0.013 | |
| | | Blue | XB6ECF6J2P | XB6ECF6B2P | 0.006/0.013 | |
| | | Orange | XB6ECF8J2P | XB6ECF8B2P | 0.006/0.013 | |
| Rectangular  | | 1 | White | XB6EDF1J1P | XB6EDF1B1P | 0.006/0.013 |
| | | | Green | XB6EDF3J1P | XB6EDF3B1P | 0.006/0.013 |
| | | | Red | XB6EDF4J1P | XB6EDF4B1P | 0.006/0.013 |
| | | | Yellow | XB6EDF5J1P | XB6EDF5B1P | 0.006/0.013 |
| | | | Blue | XB6EDF6J1P | XB6EDF6B1P | 0.006/0.013 |
| | | | Orange | XB6EDF8J1P | XB6EDF8B1P | 0.006/0.013 |
| | 2 | White | XB6EDF1J2P | XB6EDF1B2P | 0.006/0.013 | |
| | | Green | XB6EDF3J2P | XB6EDF3B2P | 0.006/0.013 | |
| | | Red | XB6EDF4J2P | XB6EDF4B2P | 0.006/0.013 | |
| | | Yellow | XB6EDF5J2P | XB6EDF5B2P | 0.006/0.013 | |
| | | Blue | XB6EDF6J2P | XB6EDF6B2P | 0.006/0.013 | |
| | | Orange | XB6EDF8J2P | XB6EDF8B2P | 0.006/0.013 | |

Emergency stop mushroom head pushbutton

Illuminated

| Shape of head | Type of push | Type of contacts | Unit reference | | Weight kg/lb |
|------------------------------|--|--|-----------------------------------|-----------------------------------|--------------|
| | | | With 12 V $\bar{\bar{\bar{}}$ LED | With 24 V $\bar{\bar{\bar{}}$ LED | |
| Circular, Ø 32 mm/ 1.260 in. | Trigger action, turn to release, pull to release |  NC 2 | XB6ETI522P | XB6ETI523P | 0.027/0.060 |

Non-illuminated

| Shape of head | Type of push | Type of contacts | Unit reference | Weight kg/lb |
|------------------------------|--|--|----------------|--------------|
| Circular, Ø 32 mm/ 1.260 in. | Trigger action, turn to release, pull to release |  NC 2 | XB6ETN521P | 0.027/0.060 |

Control and signaling units Ø 16 plastic

Harmony XB6E monolithic, IP 65
Pushbuttons, switches, and pilot lights

Selector switches with standard handle or key switches

Sold in lots of 5



XB6EAD221P



XB6EAG221P



XB6ECD221P






























XB6ECG221P



XB6EDD221P



XB6EDG221P

| Shape of head | Type of push | Type of contacts | Number and type of positions | Unit reference | Weight kg/lb | | |
|--|--|--|--|--|--|-------------|-------------|
| Circular | Standard black handle  |  CO | 1 | 2 - stay put  | XB6EAD221P | 0.010/0.022 | |
| | | | 2 | 2 - stay put  | XB6EAD222P | 0.010/0.022 | |
| | | | 2 | 3 - stay put  | XB6EAD232P | 0.010/0.022 | |
| | Key (1)  | 1 | 2 - stay put  | XB6EAG221P | 0.020/0.044 | | |
| | | 2 | 2 - stay put  | XB6EAG222P | 0.020/0.044 | | |
| | | 2 | 3 - stay put  | XB6EAG232P | 0.020/0.044 | | |
| | Square | Standard black handle  |  CO | 1 | 2 - stay put  | XB6ECD221P | 0.010/0.022 |
| | | | | 2 | 2 - stay put  | XB6ECD222P | 0.010/0.022 |
| | | | | 2 | 3 - stay put  | XB6ECD232P | 0.010/0.022 |
| Key (1)  | | 1 | 2 - stay put  | XB6ECG221P | 0.020/0.044 | | |
| | | 2 | 2 - stay put  | XB6ECG222P | 0.020/0.044 | | |
| | | 2 | 3 - stay put  | XB6ECG232P | 0.020/0.044 | | |
| Rectangular | | Standard black handle  |  CO | 1 | 2 - stay put  | XB6EDD221P | 0.010/0.022 |
| | | | | 2 | 2 - stay put  | XB6EDD222P | 0.010/0.022 |
| | | | | 2 | 3 - stay put  | XB6EDD232P | 0.010/0.022 |
| | Key (1)  | 1 | 2 - stay put  | XB6EDG221P | 0.020/0.044 | | |
| | | 2 | 2 - stay put  | XB6EDG222P | 0.020/0.044 | | |
| | | 2 | 3 - stay put  | XB6EDG232P | 0.020/0.044 | | |

(1) Key no. 132, withdrawal from all positions. 2 keys supplied with product.

Control and signaling units Ø 16 plastic

Harmony XB6E monolithic, IP 65
Pushbuttons, switches, and pilot lights



ZB6YF01



XB6E... + ZB6YF...



ZB6YD001




ZB6YA001



ZB6Y005

Accessories

Fast connector socket

| For use with | Type of contacts | Sold in lots of | Unit reference | Weight kg/lb |
|----------------------------------|---|-----------------|----------------|--------------|
| |  CO | | | |
| Illuminated pushbutton | 1 | 10 | ZB6YF01 | 0.067/0.148 |
| | 2 | 10 | ZB6YF02 | 0.078/0.172 |
| Pilot lights | – | 10 | ZB6YF03 | 0.056/0.123 |
| Pushbutton and selector switches | 1 | 10 | ZB6YF04 | 0.058/0.128 |
| | 2 | 10 | ZB6YF05 | 0.069/0.152 |

For pushbuttons

| Description | For | Sold in lots of | Unit reference | Weight kg/lb |
|--|--|-----------------|----------------|--------------|
| Bezel tightening tool + bulb extractor | Tightening and slacking the bezel and changing bulbs | 2 | ZB6Y905 | 0.006/0.013 |
| Protective shutters | Circular or square pushbuttons | 1 | ZB6YA001 | 0.003/0.007 |
| | Rectangular pushbuttons | 1 | ZB6YD001 | 0.003/0.007 |
| Blanking plug | – | 10 | ZB6Y005 | 0.001/0.002 |

Labels for Emergency stop mushroom head pushbutton

| Shape | Color | Marking | Sold in lots of | Unit reference | Weight kg/lb |
|----------|--------|----------------|-----------------|----------------|--------------|
| Circular | Yellow | EMERGENCY STOP | 10 | ZB6Y56 | 0.010/0.022 |

Harmony XB6 modular

■ General

- Presentation of range page 3/2
- Presentation of complete units..... page 3/4
- Presentation of sub-assemblies..... page 3/6

■ References

- Pushbuttons, spring return, latching
 - Illuminated with integral LED, spring return..... page 3/8
 - Illuminated with integral LED, latching page 3/10
 - Non illuminated, spring return page 3/12
- Pilot lights
 - With integral LED.....page 3/11
- Emergency stop
 - Non-illuminated page 3/14
- Selector switches
 - With standard handle..... page 3/15
 - Illuminated page 3/17
 - Key switches..... page 3/19
- Complete bodies
 - For pushbuttons..... page 3/22
 - For selector switches page 3/22
 - For pilot lights page 3/23
- Separate contact blocks page 3/23
- Accessories
 - For heads page 3/24
 - For pushbuttons..... page 3/31
 - For pilot lights page 3/31
- Legends and legend holders..... page 3/28



Control and signaling units Ø 16 plastic

Harmony XB6 modular

Pushbuttons, switches and pilot lights

Presentation

The Harmony XB6 Ø 16/0.630 in. range of plastic control and signaling units are compact and well suited to applications where less space is available for mounting pushbuttons, switches and pilot lights. It easily proves its use in industry, buildings and the tertiary sector (small equipment, small machines and control panels).

- This range includes:
 - Pushbuttons, selector/key switches, emergency stop pushbuttons for Start/Stop control of machines and installations, adjustment and parametering (contact functions),
 - Pilot lights for visual signaling (signaling functions),
 - Illuminated pushbuttons for control and signaling (contact and signaling functions).
- The Ø 16/0.630 in. modular range offers the advantage of having 3 shapes of head (circular, square and rectangular), each available in 6 colors.
- The pushbutton and switch control offer (illuminated and non-illuminated) comprises:
 - Flush, projecting, spring return or latching, marked or unmarked pushbuttons,
 - Ø 30/1.181 in. mushroom head emergency stop trigger action and mechanically latching pushbuttons (conforming to standards EN/IEC 60204-1 and EN/ISO 13850),
 - Selector switches with standard handle ,
 - Key switches,
 - A wide choice of legends, legend holders and marked pushbutton caps,
 - Various accessories.
- The pilot light signaling offer includes:
 - Pilot lights with integral LED,
 - Pilot lights for bulbs.

Installation

- Harmony XB6 products are both simple and quick to install:
 - Mounting by single installer (self-maintaining of the head in its cut-out),
 - Clip-together component system (head, body, contact blocks and LED).
- 2 types of connection:
 - Faston connector,
 - Pins for printed circuit board.

Environment

The performance features of XB6 range meet the following specifications:

- Degrees of protection:
 - IP 65 conforming to standard IEC 60529,
 - NEMA type 4, 4X and 13 conforming to standard UL 50 and CSA C22-2 no. 94 (except key switches).
- International standards:
 - For the entire range: EN/IEC 60947-1, EN/IEC 60947-5-1, EN/IEC 60947-5-5, UL 508, CSA C22-2 no. 14, JIS C 4520 and 852.
 - For Emergency stop pushbuttons: EN/IEC 60204-1 and EN/ISO 13850.
- Product certifications: UL, CSA, CCC, GOST.

For more technical information, please refer to our website www.schneider-electric.com.

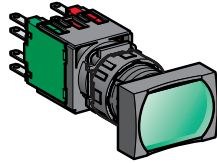
Control and signaling units Ø 16 plastic

Harmony XB6 modular
Pushbuttons, switches and pilot lights

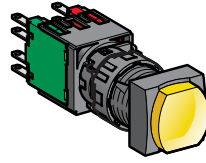
Description

The Ø 16 range of plastic (double insulated) control and signaling units comprises:


Complete units, XB6 pushbuttons, switches and pilot lights



XB6D with rectangular head

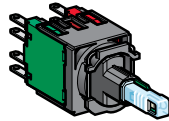


XB6C with square head



XB6A with circular head


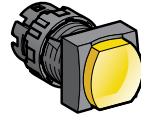
Sub-assemblies, ZB6 pushbuttons, switches and pilot lights
Body + head sub-assemblies



ZB6D with rectangular head



ZB6C with square head



ZB6A with circular head

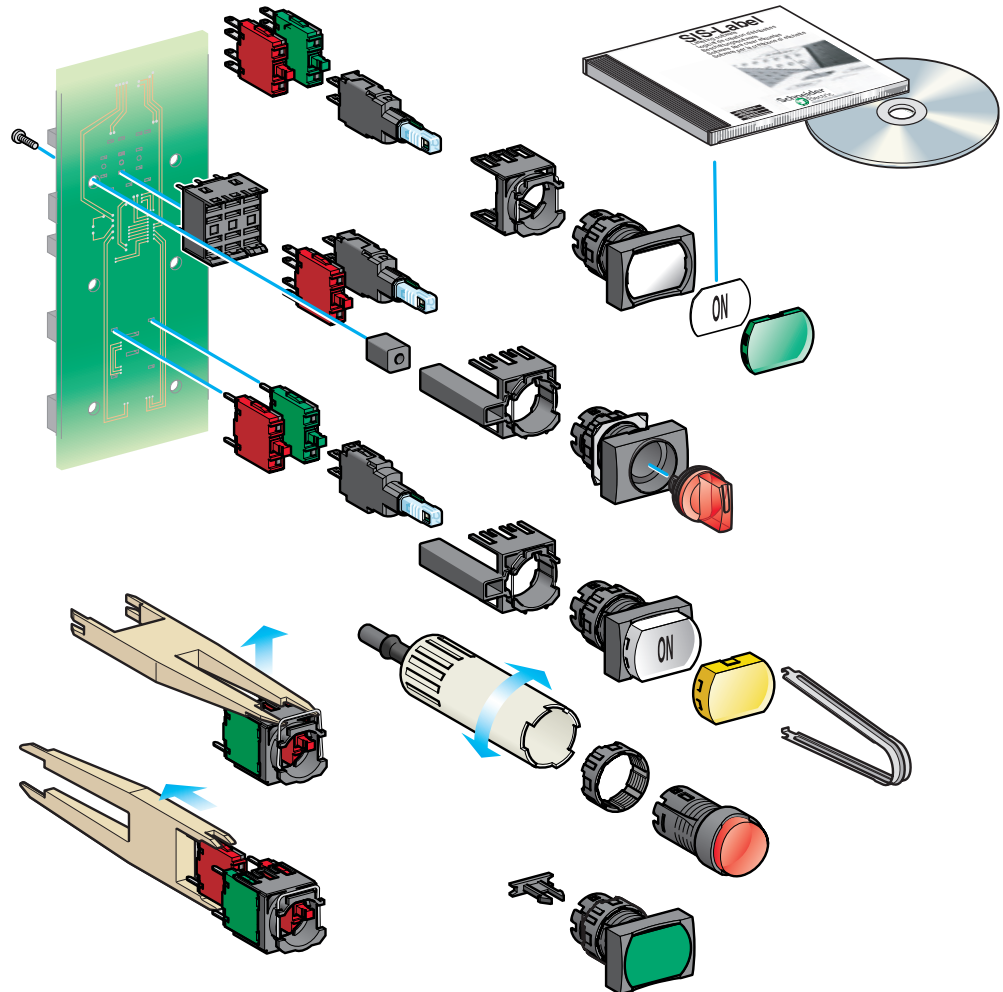
Component parts and accessories, ZB
Any of the pushbuttons, switches or pilot lights in the range may be adapted by replacing certain component parts, such as:

For heads

- Caps or lenses
- Legends
 - Pre-printed legends
 - Special legends produced using labelling software
- Link enabling operation of the 3rd contact (cannot be fitted on illuminated pushbuttons)

For bodies

- LED, incandescent and neon bulbs
- NC or NO contact blocks, 3 contacts max. per block, with Faston connector or for printed circuit board
- Silver or gold flashed NC or NO contact blocks



Control and signaling units Ø 16 plastic

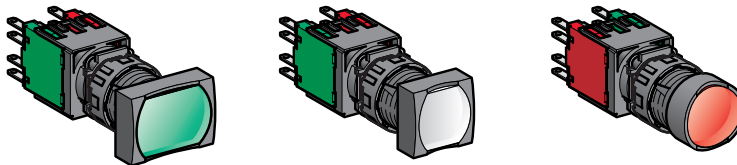
Harmony XB6 modular
Pushbuttons, switches and pilot lights

Complete units


Combined functions (contact and signaling)

Illuminated pushbuttons

Illuminated pushbuttons with rectangular, square or circular head



Head colors



Protected LED

Flush push with integral LED, spring return

XB6DW●●●●
see page 3/8

XB6CW●●●●
see page 3/8

XB6AW●●●●
see page 3/8


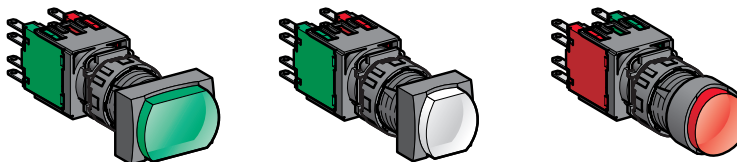
Protected LED

Flush push with integral LED, latching

XB6DF●●●●
see page 3/10

XB6CF●●●●
see page 3/10

XB6AF●●●●
see page 3/10



Protected LED

Projecting push with integral LED, spring return

XB6DE●●●●
see page 3/8


XB6CE●●●●
see page 3/8

XB6AE●●●●
see page 3/8


Signaling functions

Pilot lights with rectangular, square or circular head

Pilot lights



Head colors



Protected LED

With integral LED

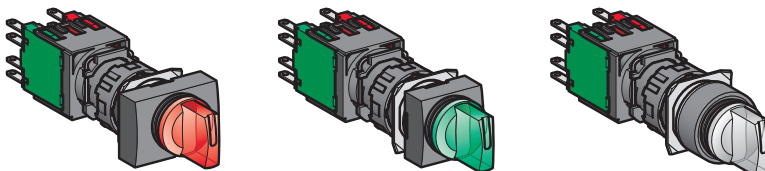
XB6DV●●●
see page 3/11

XB6CV●●●
see page 3/11


XB6AV●●●
see page 3/11

Illuminated selector switches with rectangular, square or circular head

Illuminated selector switches



Head colors



With integral LED

XB6DK●●●●●
see page 3/17

XB6CK●●●●●
see page 3/17

XB6AK●●●●●
see page 3/17

Control and signaling units Ø 16 plastic

Harmony XB6 modular
Pushbuttons, switches and pilot lights


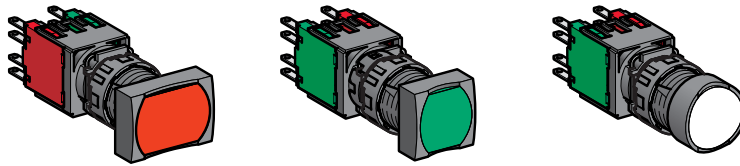
Complete units
(continued)

Contact functions

Pushbuttons,
spring return

Pushbuttons with rectangular, square or circular head

Head colors

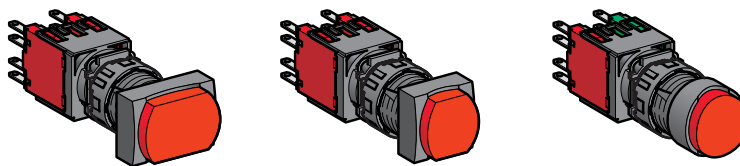


Flush

XB6DA●●●●
see page 3/12

XB6CA●●●●
see page 3/12

XB6AA●●●●
see page 3/12



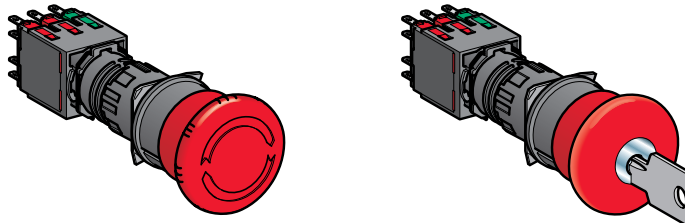
Projecting

XB6DL42B
see page 3/12

XB6CL42B
see page 3/12

XB6AL42B
see page 3/12

Ø 30 mm/1.181 in.
mushroom head
Emergency stop trigger
action and mechanically
latching pushbuttons



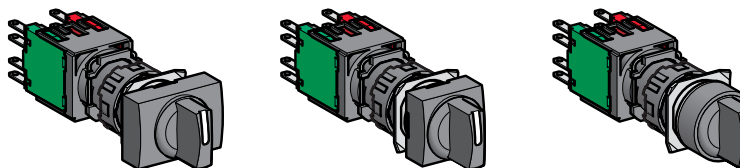
Turn to release
(EN/ISO 13850)

XB6AS8349B
see page 3/14

Key release
(EN/ISO 13850)

XB6AS9349B
see page 3/14

Selector switches and
key switches

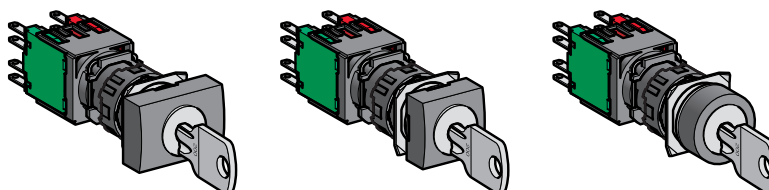


Selector switches, standard handle

XB6DD●●●●
see page 3/15

XB6CD●●●●
see page 3/15

XB6AD●●●●
see page 3/15



Key switches

XB6DG●●●●
see page 3/19

XB6CG●●●●
see page 3/19

XB6AG●●●●
see page 3/19

3

Control and signaling units Ø 16 plastic

Harmony XB6 modular
Pushbuttons, switches and pilot lights

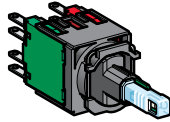
Illuminated units for user assembly

For illuminated pushbuttons and selector switches



Body sub-assemblies

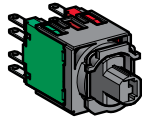
With integral LED



Faston

ZB6ZB●●B
see page 3/22

Direct supply, for incandescent bulb

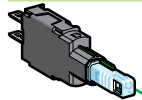


Faston

ZB6ZH●●B
see page 3/22

Body sub-assemblies

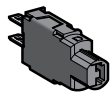
With integral LED



Faston

ZB6EB●B
see page 3/23

Direct supply for incandescent bulb or with resistor



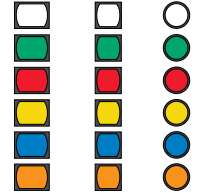
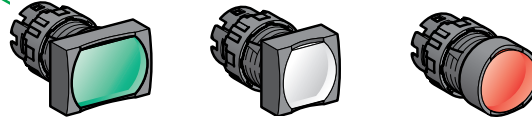
Faston

ZB6E●0B
see page 3/23

Combined functions (contact and signaling)

Head sub-assemblies, rectangular, square or circular

Head colors



Flush push, spring return

ZB6DW●
see page 3/9

ZB6CW●
see page 3/9

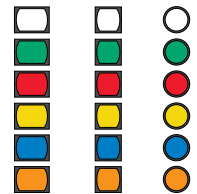
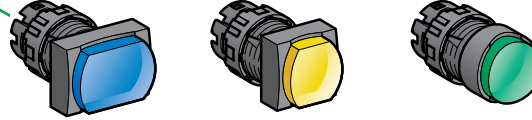
ZB6AW●
see page 3/9

Flush push, latching

ZB6DF●●B
see page 3/10

ZB6CF●●B
see page 3/10

ZB6AF●●B
see page 3/10

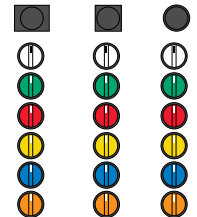
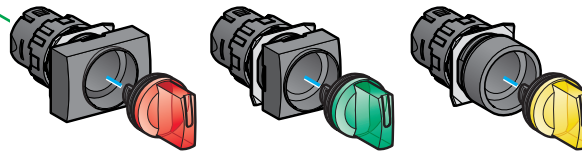


Projecting push, spring return

ZB6DE●
see page 3/9

ZB6CE●
see page 3/9

ZB6AE●
see page 3/9



Selector switch heads, without handle

ZB6DD●●
see page 3/18

ZB6CD●●
see page 3/18

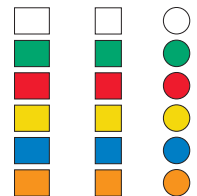

ZB6AD●●
see page 3/18

Signaling functions

For pilot lights

Head sub-assemblies, rectangular, square or circular

Head colors



ZB6DV●
see page 3/11

ZB6CV●
see page 3/11

ZB6AV●
see page 3/11

Control and signaling units Ø 16 plastic

Harmony XB6 modular
Pushbuttons, switches and pilot lights

Non illuminated units for user assembly

Contact functions

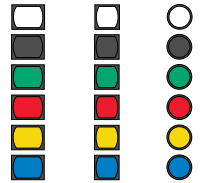
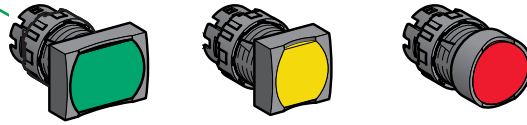
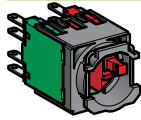
Body sub-assemblies

Head sub-assemblies, rectangular, square or circular

Head colors

For pushbuttons

Direct supply, for incandescent bulb



For mushroom head and Emergency stop pushbuttons

Faston

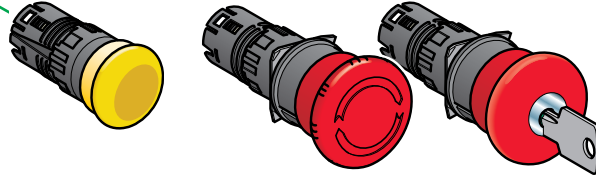
ZB6ZB●B
see page 3/22

Flush push, spring return

ZB6DA●
see page 3/13

ZB6CA●
see page 3/13

ZB6AA●
see page 3/13



For selector switches and key switches

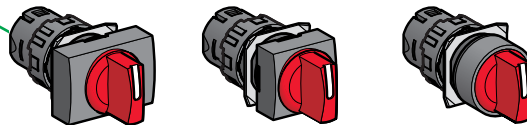
Ø 24 mm/0.945 in. , spring return

ZB6AC●
see page 3/14

Ø 30 mm/1.181 in. , trigger action and mechanically latching (EN/ISO 13850)

Turn to release
ZB6AS834
see page 3/14

Key release
ZB6AS934
see page 3/14

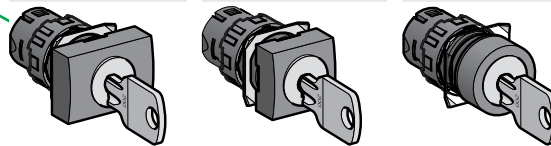


Selector switch heads, standard handle

ZB6DD●●
see page 3/16

ZB6CD●●
see page 3/16

ZB6AD●●
see page 3/16



Key switch heads

ZB6DG●●
see page 3/19

ZB6CG●●
see page 3/20

ZB6AG●●
see page 3/21

3

References

Assembly of other products, using:
body/contact assemblies: see page 3/22
accessories: see page 3/24

Control and signaling units Ø 16 plastic

Harmony XB6 modular

Illuminated pushbuttons, spring return, with integral LED



XB6DW3B1B



XB6CW4B2B



XB6AW3B1B



XB6DE1B5B



XB6CE4B2B



XB6AE3B1B

| Illuminated pushbuttons, spring return with 12...24 V integral LED | | | | | | |
|--|--------------|------------------|----|---------------|---|--------------|
| Shape of head | Type of push | Type of contacts | | Color of push | Reference | Weight kg/lb |
| | | NO | Nc | | | |
| Complete units | | | | | | |
| Rectangular | Flush | 1 | – | White | XB6DW1B1B (ZB6ZB11B + ZB6DW1) | 0.022/0.049 |
| | | | | Green | XB6DW3B1B (ZB6ZB31B + ZB6DW3) | 0.022/0.049 |
| | | – | 1 | Red | XB6DW4B2B (ZB6ZB42B + ZB6DW4) | 0.022/0.049 |
| | | | | White | XB6DW1B5B (ZB6ZB15B + ZB6DW1) | 0.025/0.055 |
| | | 1 | 1 | Green | XB6DW3B5B (ZB6ZB35B + ZB6DW3) | 0.025/0.055 |
| | | | | Red | XB6DW4B5B (ZB6ZB45B + ZB6DW4) | 0.025/0.055 |
| Square | Flush | 1 | – | White | XB6CW1B1B (ZB6ZB11B + ZB6CW1) | 0.022/0.049 |
| | | | | Green | XB6CW3B1B (ZB6ZB31B + ZB6CW3) | 0.022/0.049 |
| | | – | 1 | Red | XB6CW4B2B (ZB6ZB42B + ZB6CW4) | 0.022/0.049 |
| | | | | White | XB6CW1B5B (ZB6ZB15B + ZB6CW1) | 0.025/0.055 |
| | | 1 | 1 | Green | XB6CW3B5B (ZB6ZB35B + ZB6CW3) | 0.025/0.055 |
| | | | | Red | XB6CW4B5B (ZB6ZB45B + ZB6CW4) | 0.025/0.055 |
| Circular | Flush | 1 | – | White | XB6AW1B1B (ZB6ZB11B + ZB6AW1) | 0.022/0.049 |
| | | | | Green | XB6AW3B1B (ZB6ZB31B + ZB6AW3) | 0.022/0.049 |
| | | – | 1 | Red | XB6AW4B2B (ZB6ZB42B + ZB6AW4) | 0.022/0.049 |
| | | | | White | XB6AW1B5B (ZB6ZB15B + ZB6AW1) | 0.025/0.055 |
| | | 1 | 1 | Green | XB6AW3B5B (ZB6ZB35B + ZB6AW3) | 0.025/0.055 |
| | | | | Red | XB6AW4B5B (ZB6ZB45B + ZB6AW4) | 0.025/0.055 |
| Rectangular | Projecting | 1 | – | Green | XB6DE3B1B (ZB6ZB31B + ZB6DE3) | 0.022/0.049 |
| | | | | Red | XB6DE4B2B (ZB6ZB42B + ZB6DE4) | 0.022/0.049 |
| | | 1 | 1 | White | XB6DE1B5B (ZB6ZB15B + ZB6DE1) | 0.025/0.055 |
| | | | | Green | XB6DE3B5B (ZB6ZB35B + ZB6DE3) | 0.025/0.055 |
| | | – | 1 | Red | XB6DE4B5B (ZB6ZB45B + ZB6DE4) | 0.025/0.055 |
| | | | | Green | XB6CE3B1B (ZB6ZB31B + ZB6CE3) | 0.022/0.049 |
| Square | Projecting | 1 | – | Red | XB6CE4B2B (ZB6ZB42B + ZB6CE4) | 0.022/0.049 |
| | | | | White | XB6CE1B5B (ZB6ZB15B + ZB6CE1) | 0.025/0.055 |
| | | – | 1 | Green | XB6CE3B5B (ZB6ZB35B + ZB6CE3) | 0.025/0.055 |
| | | | | Red | XB6CE4B5B (ZB6ZB45B + ZB6CE4) | 0.025/0.055 |
| | | 1 | 1 | Green | XB6AE3B1B (ZB6ZB31B + ZB6AE3) | 0.022/0.049 |
| | | | | Red | XB6AE4B2B (ZB6ZB42B + ZB6AE4) | 0.022/0.049 |
| Circular | Projecting | 1 | – | White | XB6AE1B5B (ZB6ZB15B + ZB6AE1) | 0.025/0.055 |
| | | | | Green | XB6AE3B5B (ZB6ZB35B + ZB6AE3) | 0.025/0.055 |
| | | – | 1 | Red | XB6AE4B5B (ZB6ZB45B + ZB6AE4) | 0.025/0.055 |
| | | | | White | XB6AE1B5B (ZB6ZB15B + ZB6AE1) | 0.025/0.055 |
| | | 1 | 1 | Green | XB6AE3B5B (ZB6ZB35B + ZB6AE3) | 0.025/0.055 |
| | | | | Red | XB6AE4B5B (ZB6ZB45B + ZB6AE4) | 0.025/0.055 |

Assembly of other products, using:
body/contact assemblies: see page 3/22
accessories: see page 3/24

Control and signaling units Ø 16 plastic

Harmony XB6 modular

Illuminated pushbuttons, spring return, with integral LED



ZB6DW1



ZB6CW6



ZB6AW5



ZB6DE8









ZB6CE1



ZB6AE5

Illuminated pushbuttons, spring return with 12...24 V integral LED (continued)

| Shape of head | Type of push | Color of push | Reference | Weight kg/lb | | |
|---|-------------------|---|-------------------|--------------|---------------|-------------|
| Heads only | | | | | | |
| Rectangular  | Flush | White | ZB6DW1 | 0.016/0.035 | | |
| | | Green | ZB6DW3 | 0.016/0.035 | | |
| | | Red | ZB6DW4 | 0.016/0.035 | | |
| | | Yellow | ZB6DW5 | 0.016/0.035 | | |
| | | Blue | ZB6DW6 | 0.016/0.035 | | |
| | | Orange | ZB6DW8 | 0.016/0.035 | | |
| | | 6 colors (1) | ZB6DW9 | 0.016/0.035 | | |
| | | Without cap (2) | ZB6DW0 | 0.016/0.035 | | |
| | | Square  | Flush | White | ZB6CW1 | 0.016/0.035 |
| | | | | Green | ZB6CW3 | 0.016/0.035 |
| Red | ZB6CW4 | | | 0.016/0.035 | | |
| Yellow | ZB6CW5 | | | 0.016/0.035 | | |
| Blue | ZB6CW6 | | | 0.016/0.035 | | |
| Orange | ZB6CW8 | | | 0.016/0.035 | | |
| 6 colors (1) | ZB6CW9 | | | 0.016/0.035 | | |
| Without cap (2) | ZB6CW0 | | | 0.016/0.035 | | |
| Circular  | Flush | | | White | ZB6AW1 | 0.016/0.035 |
| | | | | Green | ZB6AW3 | 0.016/0.035 |
| | | Red | ZB6AW4 | 0.016/0.035 | | |
| | | Yellow | ZB6AW5 | 0.016/0.035 | | |
| | | Blue | ZB6AW6 | 0.016/0.035 | | |
| | | Orange | ZB6AW8 | 0.016/0.035 | | |
| | | 6 colors (1) | ZB6AW9 | 0.016/0.035 | | |
| | | Without cap (2) | ZB6AW0 | 0.016/0.035 | | |
| | | Rectangular  | Projecting | White | ZB6DE1 | 0.016/0.035 |
| | | | | Green | ZB6DE3 | 0.016/0.035 |
| Red | ZB6DE4 | | | 0.016/0.035 | | |
| Yellow | ZB6DE5 | | | 0.016/0.035 | | |
| Blue | ZB6DE6 | | | 0.016/0.035 | | |
| Orange | ZB6DE8 | | | 0.016/0.035 | | |
| 6 colors (1) | ZB6DE9 | | | 0.016/0.035 | | |
| Without cap (2) | ZB6DW0 | | | 0.016/0.035 | | |
| Square  | Projecting | | | White | ZB6CE1 | 0.016/0.035 |
| | | | | Green | ZB6CE3 | 0.016/0.035 |
| | | Red | ZB6CE4 | 0.016/0.035 | | |
| | | Yellow | ZB6CE5 | 0.016/0.035 | | |
| | | Blue | ZB6CE6 | 0.016/0.035 | | |
| | | Orange | ZB6CE8 | 0.016/0.035 | | |
| | | 6 colors (1) | ZB6CE9 | 0.016/0.035 | | |
| | | Without cap (2) | ZB6CW0 | 0.016/0.035 | | |
| | | Circular  | Projecting | White | ZB6AE1 | 0.016/0.035 |
| | | | | Green | ZB6AE3 | 0.016/0.035 |
| Red | ZB6AE4 | | | 0.016/0.035 | | |
| Yellow | ZB6AE5 | | | 0.016/0.035 | | |
| Blue | ZB6AE6 | | | 0.016/0.035 | | |
| Orange | ZB6AE8 | | | 0.016/0.035 | | |
| 6 colors (1) | ZB6AE9 | | | 0.016/0.035 | | |
| Without cap (2) | ZB6AW0 | | | 0.016/0.035 | | |

(1) Separate 6 different colored caps (White, Green, Red, Yellow, Blue and Orange) included with head.

(2) To order caps separately, see page 3/24.

Assembly of other products, using:
body/contact assemblies: see page 3/22
accessories: see page 3/24

Control and signaling units Ø 16 plastic

Harmony XB6 modular

Illuminated pushbuttons, latching, with integral LED

3



XB6DF4B5B



XB6CF1B5B



XB6AF4B2B



ZB6DF6



ZB6CF5



ZB6AF3

| Illuminated pushbuttons, latching with 12...24 V integral LED | | | | | | |
|---|--------------|------------------|----|---------------|-----------|--------------|
| Shape of head | Type of push | Type of contacts | | Color of push | Reference | Weight kg/lb |
| | | NO | Nc | | | |

| Complete units | | | | | | | |
|----------------|-------|--|---|---|-------|---|-------------|
| Rectangular | Flush | | 1 | – | Green | XB6DF3B1B (ZB6ZB31B + ZB6DF3) | 0.022/0.049 |
| | | | – | 1 | Red | XB6DF4B2B (ZB6ZB42B + ZB6DF4) | 0.022/0.049 |
| | | | 1 | 1 | White | XB6DF1B5B (ZB6ZB15B + ZB6DF1) | 0.025/0.055 |
| | | | | | Green | XB6DF3B5B (ZB6ZB35B + ZB6DF3) | 0.025/0.055 |
| | | | | | Red | XB6DF4B5B (ZB6ZB45B + ZB6DF4) | 0.025/0.055 |
| Square | Flush | | 1 | – | Green | XB6CF3B1B (ZB6ZB31B + ZB6CF3) | 0.022/0.049 |
| | | | – | 1 | Red | XB6CF4B2B (ZB6ZB42B + ZB6CF4) | 0.022/0.049 |
| | | | 1 | 1 | White | XB6CF1B5B (ZB6ZB15B + ZB6CF1) | 0.025/0.055 |
| | | | | | Green | XB6CF3B5B (ZB6ZB35B + ZB6CF3) | 0.025/0.055 |
| | | | | | Red | XB6CF4B5B (ZB6ZB45B + ZB6CF4) | 0.025/0.055 |
| Circular | Flush | | 1 | – | Green | XB6AF3B1B (ZB6ZB31B + ZB6AF3) | 0.022/0.049 |
| | | | – | 1 | Red | XB6AF4B2B (ZB6ZB42B + ZB6AF4) | 0.022/0.049 |
| | | | 1 | 1 | White | XB6AF1B5B (ZB6ZB15B + ZB6AF1) | 0.025/0.055 |
| | | | | | Green | XB6AF3B5B (ZB6ZB35B + ZB6AF3) | 0.025/0.055 |
| | | | | | Red | XB6AF4B5B (ZB6ZB45B + ZB6AF4) | 0.025/0.055 |

| Shape of head | Type of push | Color | Reference | Weight kg/lb | |
|-------------------|--------------|-------|-----------------|---------------|-------------|
| Heads only | | | | | |
| Rectangular | Flush | | White | ZB6DF1 | 0.016/0.035 |
| | | | Green | ZB6DF3 | 0.016/0.035 |
| | | | Red | ZB6DF4 | 0.016/0.035 |
| | | | Yellow | ZB6DF5 | 0.016/0.035 |
| | | | Blue | ZB6DF6 | 0.016/0.035 |
| | | | Orange | ZB6DF8 | 0.016/0.035 |
| | | | 6 colors (1) | ZB6DF9 | 0.016/0.035 |
| | | | Without cap (2) | ZB6DF0 | 0.016/0.035 |
| Square | Flush | | White | ZB6CF1 | 0.016/0.035 |
| | | | Green | ZB6CF3 | 0.016/0.035 |
| | | | Red | ZB6CF4 | 0.016/0.035 |
| | | | Yellow | ZB6CF5 | 0.016/0.035 |
| | | | Blue | ZB6CF6 | 0.016/0.035 |
| | | | Orange | ZB6CF8 | 0.016/0.035 |
| | | | 6 colors (1) | ZB6CF9 | 0.016/0.035 |
| | | | Without cap (2) | ZB6CF0 | 0.016/0.035 |
| Circular | Flush | | White | ZB6AF1 | 0.016/0.035 |
| | | | Green | ZB6AF3 | 0.016/0.035 |
| | | | Red | ZB6AF4 | 0.016/0.035 |
| | | | Yellow | ZB6AF5 | 0.016/0.035 |
| | | | Blue | ZB6AF6 | 0.016/0.035 |
| | | | Orange | ZB6AF8 | 0.016/0.035 |
| | | | 6 colors (1) | ZB6AF9 | 0.016/0.035 |
| | | | Without cap (2) | ZB6AF0 | 0.016/0.035 |

(1) Separate 6 different colored caps (White, Green, Red, Yellow, Blue and Orange) included with head.

(2) To order caps separately, see page 3/24.

Assembly of other products, using:
body/contact assemblies: see page 3/22
accessories: see page 3/24

Control and signaling units Ø 16 plastic

Harmony XB6 modular

Pilot lights with integral LED



XB6DV4BB



XB6CV1BB



XB6AV5BB



ZB6DV8









ZB6CV1



ZB6AV6

Pilot lights with 12...24 V integral LED

| Shape of head | Color of lens cap | Reference | Weight kg/lb |
|---|--|---------------------------------------|---------------------------------------|
| Complete units | | | |
| Rectangular  | White | XB6DV1BB (ZB6EB1B + ZB6DV1) | 0.015/0.033 |
| | Green | XB6DV3BB (ZB6EB3B + ZB6DV3) | 0.015/0.033 |
| | Red | XB6DV4BB (ZB6EB4B + ZB6DV4) | 0.015/0.033 |
| | Yellow | XB6DV5BB (ZB6EB5B + ZB6DV5) | 0.015/0.033 |
| | Square  | White | XB6CV1BB (ZB6EB1B + ZB6CV1) |
| | Green | XB6CV3BB (ZB6EB3B + ZB6CV3) | 0.015/0.033 |
| | Red | XB6CV4BB (ZB6EB4B + ZB6CV4) | 0.015/0.033 |
| | Yellow | XB6CV5BB (ZB6EB5B + ZB6CV5) | 0.015/0.033 |
| Circular  | White | XB6AV1BB (ZB6EB1B + ZB6AV1) | 0.015/0.033 |
| | Green | XB6AV3BB (ZB6EB3B + ZB6AV3) | 0.015/0.033 |
| | Red | XB6AV4BB (ZB6EB4B + ZB6AV4) | 0.015/0.033 |
| | Yellow | XB6AV5BB (ZB6EB5B + ZB6AV5) | 0.015/0.033 |
| | Heads only | | |
| Rectangular  | White | ZB6DV1 | 0.015/0.033 |
| | Green | ZB6DV3 | 0.015/0.033 |
| | Red | ZB6DV4 | 0.015/0.033 |
| | Yellow | ZB6DV5 | 0.015/0.033 |
| | Blue | ZB6DV6 | 0.015/0.033 |
| | Orange | ZB6DV8 | 0.015/0.033 |
| | 6 colors (1) | ZB6DV9 | 0.015/0.033 |
| | Without lens cap (2) | ZB6DV0 | 0.015/0.033 |
| Square  | White | ZB6CV1 | 0.015/0.033 |
| | Green | ZB6CV3 | 0.015/0.033 |
| | Red | ZB6CV4 | 0.015/0.033 |
| | Yellow | ZB6CV5 | 0.015/0.033 |
| | Blue | ZB6CV6 | 0.015/0.033 |
| | Orange | ZB6CV8 | 0.015/0.033 |
| | 6 colors (1) | ZB6CV9 | 0.015/0.033 |
| | Without lens cap (2) | ZB6CV0 | 0.015/0.033 |
| Circular  | White | ZB6AV1 | 0.015/0.033 |
| | Green | ZB6AV3 | 0.015/0.033 |
| | Red | ZB6AV4 | 0.015/0.033 |
| | Yellow | ZB6AV5 | 0.015/0.033 |
| | Blue | ZB6AV6 | 0.015/0.033 |
| | Orange | ZB6AV8 | 0.015/0.033 |
| | 6 colors (1) | ZB6AV9 | 0.015/0.033 |
| | Without lens cap (2) | ZB6AV0 | 0.015/0.033 |

(1) Separate 6 different colored lens caps (White, Green, Red, Yellow, Blue and Orange) included with head.

(2) To order lens caps separately, see page 3/24.



Assembly of other products, using:
body/contact assemblies: see page 3/22
accessories: see page 3/24

Control and signaling units Ø 16 plastic

Harmony XB6 modular
Pushbuttons, spring return

3











PF514163
XB6DA31B



PF514164
XB6CA11B



PF514165
XB6AA22B

| Pushbuttons, spring return | | | | | | | | | | |
|---|--------------|---|---|-------|--------------------------------------|--------------|--------------------------------------|-------------|--------------------------------------|-------------|
| Shape of head | Type of push | Type of contacts | | Color | Reference | Weight kg/lb | | | | |
| | |  |  | | | | | | | |
| Complete units | | | | | | | | | | |
|  | Flush | 1 | - | White | XB6DA11B (ZB6Z1B + ZB6DA1) | 0.019/0.042 | | | | |
| | | | | Green | XB6DA31B (ZB6Z1B + ZB6DA3) | 0.019/0.042 | | | | |
| | | | | - | 1 | Black | XB6DA22B (ZB6Z2B + ZB6DA2) | 0.019/0.042 | | |
| | | | | | | Red | XB6DA42B (ZB6Z2B + ZB6DA4) | 0.019/0.042 | | |
| | | | | 1 | 1 | White | XB6DA15B (ZB6Z5B + ZB6DA1) | 0.022/0.049 | | |
| | | | | | | Black | XB6DA25B (ZB6Z5B + ZB6DA2) | 0.022/0.049 | | |
| | | Green | XB6DA35B (ZB6Z5B + ZB6DA3) | | | 0.022/0.049 | | | | |
| | | Red | XB6DA45B (ZB6Z5B + ZB6DA4) | | | 0.022/0.049 | | | | |
| | |  | Flush | 1 | - | White | XB6CA11B (ZB6Z1B + ZB6CA1) | 0.019/0.042 | | |
| | | | | | | Green | XB6CA31B (ZB6Z1B + ZB6CA3) | 0.019/0.042 | | |
| | | | | | | - | 1 | Black | XB6CA22B (ZB6Z2B + ZB6CA2) | 0.019/0.042 |
| | | | | | | | | Red | XB6CA42B (ZB6Z2B + ZB6CA4) | 0.019/0.042 |
| 1 | 1 | | | | | White | XB6CA15B (ZB6Z5B + ZB6CA1) | 0.022/0.049 | | |
| | | | | | | Black | XB6CA25B (ZB6Z5B + ZB6CA2) | 0.022/0.049 | | |
| | | | | Green | XB6CA35B (ZB6Z5B + ZB6CA3) | 0.022/0.049 | | | | |
| | | | | Red | XB6CA45B (ZB6Z5B + ZB6CA4) | 0.022/0.049 | | | | |
|  | Flush | | | 1 | - | White | XB6AA11B (ZB6Z1B + ZB6AA1) | 0.019/0.042 | | |
| | | | | | | Green | XB6AA31B (ZB6Z1B + ZB6AA3) | 0.019/0.042 | | |
| | | | | | | - | 1 | Black | XB6AA22B (ZB6Z2B + ZB6AA2) | 0.019/0.042 |
| | | | | | | | | Red | XB6AA42B (ZB6Z2B + ZB6AA4) | 0.019/0.042 |
| | | 1 | 1 | | | White | XB6AA15B (ZB6Z5B + ZB6AA1) | 0.022/0.049 | | |
| | | | | | | Black | XB6AA25B (ZB6Z5B + ZB6AA2) | 0.022/0.049 | | |
| | | | | Green | XB6AA35B (ZB6Z5B + ZB6AA3) | 0.022/0.049 | | | | |
| | | | | Red | XB6AA45B (ZB6Z5B + ZB6AA4) | 0.022/0.049 | | | | |
| | |  | Projecting | - | 1 | Red | XB6DL42B | 0.020/0.044 | | |
| | |  | Projecting | - | 1 | Red | XB6CL42B | 0.020/0.044 | | |
| | |  | Projecting | - | 1 | Red | XB6AL42B | 0.020/0.044 | | |

Assembly of other products, using:
body/contact assemblies: see page 3/22
accessories: see page 3/24

Control and signaling units Ø 16 plastic

Harmony XB6 modular
Pushbuttons, spring return



ZB6DA6







ZB6CA5



ZB6AA2



110767

| Pushbuttons, spring return (continued) | | | | |
|--|--------------|---|-----------------------|--------------|
| Shape of head | Type of push | Color of push | Reference | Weight kg/lb |
| Heads only | | | | |
| Rectangular  | Flush | White | ZB6DA1 | 0.016/0.035 |
| | | Black | ZB6DA2 | 0.016/0.035 |
| | | Green | ZB6DA3 | 0.016/0.035 |
| | | Red | ZB6DA4 | 0.016/0.035 |
| | | Yellow | ZB6DA5 | 0.016/0.035 |
| | | Blue | ZB6DA6 | 0.016/0.035 |
| | | 6 colors (1) | ZB6DA9 | 0.016/0.035 |
| | | Without cap (2) | ZB6DA0 | 0.016/0.035 |
| | | Square  | Flush | White |
| Black | ZB6CA2 | | | 0.016/0.035 |
| Green | ZB6CA3 | | | 0.016/0.035 |
| Red | ZB6CA4 | | | 0.016/0.035 |
| Yellow | ZB6CA5 | | | 0.016/0.035 |
| Blue | ZB6CA6 | | | 0.016/0.035 |
| 6 colors (1) | ZB6CA9 | | | 0.016/0.035 |
| Without cap (2) | ZB6CA0 | | | 0.016/0.035 |
| Circular  | Flush | | | White |
| | | Black | ZB6AA2 | 0.016/0.035 |
| | | Green | ZB6AA3 | 0.016/0.035 |
| | | Red | ZB6AA4 | 0.016/0.035 |
| | | Yellow | ZB6AA5 | 0.016/0.035 |
| | | Blue | ZB6AA6 | 0.016/0.035 |
| | | 6 colors (1) | ZB6AA9 | 0.016/0.035 |
| | | Without cap (2) | ZB6AA0 | 0.016/0.035 |
| | |  | Ø 24 mm mushroom head | White |
| Black | ZB6AC2 | | | 0.020/0.044 |
| Green | ZB6AC3 | | | 0.020/0.044 |
| Yellow | ZB6AC5 | | | 0.020/0.044 |
| Blue | ZB6AC6 | | | 0.020/0.044 |

(1) Separate 6 different colored lens caps (White, Green, Red, Yellow, Blue and Orange) included with head.

(2) To order lens caps separately, see page 3/24.

Assembly of other products, using:
body/contact assemblies: see page 3/22
accessories: see page 3/24

Control and signaling units Ø 16 plastic

Harmony XB6 modular



Emergency stop devices conforming to EN/IEC 60204-1 and EN/ISO 13850 and to Machinery Directive 98/37/EC

Emergency stop trigger action and mechanical latching pushbuttons conform to standards EN/IEC 60204-1 and EN/ISO 13850, to Machinery Directive 98/37/EC and to standard EN/IEC 60947-5-5. Please consult our Customer Care Centre for explanation of these standards and directives.

Emergency stop trigger action and mechanical latching pushbuttons


| Shape of head | Type of reset | Type of contacts | | Diameter of push mm/in. | Color | Reference | Weight kg/lb |
|---------------|---------------|------------------|----|-------------------------|-------|-----------|--------------|
| | | NO | Nc | | | | |

Complete units

| | | | | | | | |
|---|---------------------------|---|---|----------|-----|--|-------------|
|  | Turn to release | 1 | 2 | 30/1.181 | Red | XB6AS8349B (ZB6Z4B + ZB6AS834) | 0.041/0.090 |
|  | Key release (key no. 200) | 1 | 2 | 30/1.181 | Red | XB6AS9349B (ZB6Z4B + ZB6AS934) | 0.056/0.123 |

| Shape of head | Type of reset | Diameter of push mm/in. | Color of cap | Reference | Weight kg/lb |
|---------------|---------------|-------------------------|--------------|-----------|--------------|
|---------------|---------------|-------------------------|--------------|-----------|--------------|

Heads only

| | | | | | |
|---|---------------------------|----------|-----|-----------------|-------------|
|  | Turn to release | 30/1.181 | Red | ZB6AS834 | 0.035/0.077 |
|  | Key release (key no. 200) | 30/1.181 | Red | ZB6AS934 | 0.050/0.110 |

3



XB6AS8349B



XB6AS9349B



ZB6AS834



ZB6AS934

Assembly of other products, using:
body/contact assemblies: see page 3/22
accessories: see page 3/24

Control and signaling units Ø 16 plastic

Harmony XB6 modular

Selector switches with standard handle








XB6DD221B



XB6CD221B



XB6AD221B

| Selector switches with standard handle (switching angle: 60°) | | | | | | |
|--|-----------------|---|---|------------------------------|--|--------------|
| Shape of head | Color of handle | Type of contacts | | Number and type of positions | Reference | Weight kg/lb |
| | |  |  | | | |
| Complete units | | | | | | |
| Rectangular  | Black | 1 | – | 2 - stay put | XB6DD221B (ZB6Z1B + ZB6DD22) | 0.021/0.046 |
| | | 1 | 1 | 2 - stay put | XB6DD225B (ZB6Z5B + ZB6DD22) | 0.024/0.053 |
| | | | | 3 - stay put | XB6DD235B (ZB6Z5B + ZB6DD23) | 0.024/0.053 |
| Square  | Black | 1 | – | 2 - stay put | XB6CD221B (ZB6Z1B + ZB6CD22) | 0.021/0.046 |
| | | 1 | 1 | 2 - stay put | XB6CD225B (ZB6Z5B + ZB6CD22) | 0.024/0.053 |
| | | | | 3 - stay put | XB6CD235B (ZB6Z5B + ZB6CD23) | 0.024/0.053 |
| Circular  | Black | 1 | – | 2 - stay put | XB6AD221B (ZB6Z1B + ZB6AD22) | 0.021/0.046 |
| | | 1 | 1 | 2 - stay put | XB6AD225B (ZB6Z5B + ZB6AD22) | 0.024/0.053 |
| | | | | 3 - stay put | XB6AD235B (ZB6Z5B + ZB6AD23) | 0.024/0.053 |



Assembly of other products, using:
body/contact assemblies: see page 3/22
accessories: see page 3/24

Control and signaling units Ø 16 plastic

Harmony XB6 modular
Selector switches with standard handle



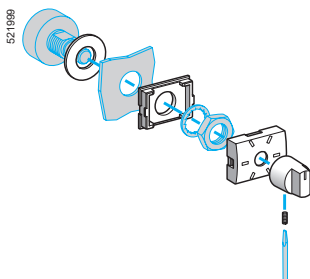
ZB6DD42



ZB6CD22



ZB6AD42





ZB6DP2


Selector switches with standard handle (continued)

| Shape of head | Number and type of positions | Color of handle | Reference | Weight kg/lb |
|---------------|------------------------------|-----------------|-----------|--------------|
|---------------|------------------------------|-----------------|-----------|--------------|


Heads only (switching angle: stay put positions 60°, spring return positions 45°)


| Shape of head | Number and type of positions | Color of handle | Reference | Weight kg/lb |
|---|--|-----------------|-----------|--------------|
| Rectangular  | 2 - stay put | Black | ZB6DD22 | 0.018/0.040 |
| | | Red | ZB6DD42 | 0.018/0.040 |
| | 3 - stay put | Black | ZB6DD23 | 0.018/0.040 |
| | | Red | ZB6DD43 | 0.018/0.040 |
| | 2 - spring return to centre | Black | ZB6DD24 | 0.018/0.040 |
| | | Red | ZB6DD44 | 0.018/0.040 |
| | 3 - spring return to centre | Black | ZB6DD25 | 0.018/0.040 |
| | | Red | ZB6DD45 | 0.018/0.040 |
| | 3 - spring return from right to centre | Black | ZB6DD26 | 0.018/0.040 |
| | | Red | ZB6DD46 | 0.018/0.040 |
| | 3 - spring return from left to centre | Black | ZB6DD27 | 0.018/0.040 |
| | | Red | ZB6DD47 | 0.018/0.040 |


| Shape of head | Number and type of positions | Color of handle | Reference | Weight kg/lb |
|--|--|-----------------|-----------|--------------|
| Square  | 2 - stay put | Black | ZB6CD22 | 0.018/0.040 |
| | | Red | ZB6CD42 | 0.018/0.040 |
| | 3 - stay put | Black | ZB6CD23 | 0.018/0.040 |
| | | Red | ZB6CD43 | 0.018/0.040 |
| | 2 - spring return to centre | Black | ZB6CD24 | 0.018/0.040 |
| | | Red | ZB6CD44 | 0.018/0.040 |
| | 3 - spring return to centre | Black | ZB6CD25 | 0.018/0.040 |
| | | Red | ZB6CD45 | 0.018/0.040 |
| | 3 - spring return from right to centre | Black | ZB6CD26 | 0.018/0.040 |
| | | Red | ZB6CD46 | 0.018/0.040 |
| | 3 - spring return from left to centre | Black | ZB6CD27 | 0.018/0.040 |
| | | Red | ZB6CD47 | 0.018/0.040 |

| Shape of head | Number and type of positions | Color of handle | Reference | Weight kg/lb |
|--|--|-----------------|-----------|--------------|
| Circular  | 2 - stay put | Black | ZB6AD22 | 0.018/0.040 |
| | | Red | ZB6AD42 | 0.018/0.040 |
| | 3 - stay put | Black | ZB6AD23 | 0.018/0.040 |
| | | Red | ZB6AD43 | 0.018/0.040 |
| | 2 - spring return to centre | Black | ZB6AD24 | 0.018/0.040 |
| | | Red | ZB6AD44 | 0.018/0.040 |
| | 3 - spring return to centre | Black | ZB6AD25 | 0.018/0.040 |
| | | Red | ZB6AD45 | 0.018/0.040 |
| | 3 - spring return from right to centre | Black | ZB6AD26 | 0.018/0.040 |
| | | Red | ZB6AD46 | 0.018/0.040 |
| | 3 - spring return from left to centre | Black | ZB6AD27 | 0.018/0.040 |
| | | Red | ZB6AD47 | 0.018/0.040 |


Heads only (switching angle: stay put positions 90°)

| Shape of head | Number and type of positions | Color of handle | Reference | Weight kg/lb |
|---|------------------------------|-----------------|-----------|--------------|
| Rectangular  | 2 - stay put | Black | ZB6DD28 | 0.018/0.040 |
| | | Red | ZB6DD48 | 0.018/0.040 |

| Shape of head | Number and type of positions | Color of handle | Reference | Weight kg/lb |
|--|------------------------------|-----------------|-----------|--------------|
| Square  | 2 - stay put | Black | ZB6CD28 | 0.018/0.040 |
| | | Red | ZB6CD48 | 0.018/0.040 |

| Shape of head | Number and type of positions | Color of handle | Reference | Weight kg/lb |
|--|------------------------------|-----------------|-----------|--------------|
| Circular  | 2 - stay put | Black | ZB6AD28 | 0.018/0.040 |
| | | Red | ZB6AD48 | 0.018/0.040 |

Heads + mounting base for potentiometer

| Shape of head | Description | For use with | Reference | Weight kg/lb |
|---|---|---------------------------|-----------|--------------|
|  | For potentiometer with shaft length 5...8 mm/0.197...0.315 in. (potentiometer not included) | Ø 6.35 mm/0.250 in. shaft | ZB6DP2 | 0.032/0.071 |


Control and signaling units Ø 16 plastic

Harmony XB6 modular illuminated selector switches


| Illuminated selector switches with 12...24 V integral LED | | | | | | |
|---|---------------|------------------|----|------------------------------|---------------|--------------|
| Shape of head | Color of push | Type of contacts | | Number and type of positions | Reference (1) | Weight kg/lb |
| | | NO | Nc | | | |

Complete units (switching angle: stay put positions 60°)




| | | | | | | |
|---|-------|---|---|--------------|---|-------------|
| Rectangular  | White | 1 | 1 | 2 - stay put | XB6DK1B25B (ZB6YK1+ ZB6DD02 + ZB6ZB15B) | 0.024/0.053 |
| | Green | 1 | 1 | 2 - stay put | XB6DK3B25B (ZB6YK3+ ZB6DD02 + ZB6ZB35B) | 0.024/0.053 |
| | Red | 1 | 1 | 2 - stay put | XB6DK4B25B (ZB6YK4+ ZB6DD02 + ZB6ZB45B) | 0.024/0.053 |
| | White | 1 | 1 | 3 - stay put | XB6DK1B35B (ZB6YK1+ ZB6DD03 + ZB6ZB15B) | 0.024/0.053 |
| | Green | 1 | 1 | 3 - stay put | XB6DK3B35B (ZB6YK3+ ZB6DD03 + ZB6ZB35B) | 0.024/0.053 |
| | Red | 1 | 1 | 3 - stay put | XB6DK4B35B (ZB6YK4+ ZB6DD03 + ZB6ZB45B) | 0.024/0.053 |





| | | | | | | |
|--|-------|---|---|--------------|---|-------------|
| Square  | White | 1 | 1 | 2 - stay put | XB6CK1B25B (ZB6YK1+ ZB6CD02 + ZB6ZB15B) | 0.024/0.053 |
| | Green | 1 | 1 | 2 - stay put | XB6CK3B25B (ZB6YK3+ ZB6CD02 + ZB6ZB35B) | 0.024/0.053 |
| | Red | 1 | 1 | 2 - stay put | XB6CK4B25B (ZB6YK4+ ZB6CD02 + ZB6ZB45B) | 0.024/0.053 |
| | White | 1 | 1 | 3 - stay put | XB6CK1B35B (ZB6YK1+ ZB6CD03 + ZB6ZB15B) | 0.024/0.053 |
| | Green | 1 | 1 | 3 - stay put | XB6CK3B35B (ZB6YK3+ ZB6CD03 + ZB6ZB35B) | 0.024/0.053 |
| | Red | 1 | 1 | 3 - stay put | XB6CK4B35B (ZB6YK4+ ZB6CD03 + ZB6ZB45B) | 0.024/0.053 |




| | | | | | | |
|--|-------|---|---|--------------|---|-------------|
| Circular  | White | 1 | 1 | 2 - stay put | XB6AK1B25B (ZB6YK1+ ZB6AD02 + ZB6ZB15B) | 0.024/0.053 |
| | Green | 1 | 1 | 2 - stay put | XB6AK3B25B (ZB6YK3+ ZB6AD02 + ZB6ZB35B) | 0.024/0.053 |
| | Red | 1 | 1 | 2 - stay put | XB6AK4B25B (ZB6YK4+ ZB6AD02 + ZB6ZB45B) | 0.024/0.053 |
| | White | 1 | 1 | 3 - stay put | XB6AK1B35B (ZB6YK1+ ZB6AD03 + ZB6ZB15B) | 0.024/0.053 |
| | Green | 1 | 1 | 3 - stay put | XB6AK3B35B (ZB6YK3+ ZB6AD03 + ZB6ZB35B) | 0.024/0.053 |
| | Red | 1 | 1 | 3 - stay put | XB6AK4B35B (ZB6YK4+ ZB6AD03 + ZB6ZB45B) | 0.024/0.053 |

Complete units (switching angle: stay put positions 90°)

| | | | | | | |
|---|-------|---|---|--------------|---|-------------|
| Rectangular  | White | 1 | 1 | 2 - stay put | XB6DK1B85B (ZB6YK1+ ZB6DD08 + ZB6ZB15B) | 0.024/0.053 |
| | Green | 1 | 1 | 2 - stay put | XB6DK3B85B (ZB6YK3+ ZB6DD08 + ZB6ZB35B) | 0.024/0.053 |
| | Red | 1 | 1 | 2 - stay put | XB6DK4B85B (ZB6YK4+ ZB6DD08 + ZB6ZB45B) | 0.024/0.053 |

| | | | | | | |
|--|-------|---|---|--------------|---|-------------|
| Square  | White | 1 | 1 | 2 - stay put | XB6CK1B85B (ZB6YK1+ ZB6CD08 + ZB6ZB15B) | 0.024/0.053 |
| | Green | 1 | 1 | 2 - stay put | XB6CK3B85B (ZB6YK3+ ZB6CD08 + ZB6ZB35B) | 0.024/0.053 |
| | Red | 1 | 1 | 2 - stay put | XB6CK4B85B (ZB6YK4+ ZB6CD08 + ZB6ZB45B) | 0.024/0.053 |

| | | | | | | |
|--|-------|---|---|--------------|---|-------------|
| Circular  | White | 1 | 1 | 2 - stay put | XB6AK1B85B (ZB6YK1+ ZB6AD08 + ZB6ZB15B) | 0.024/0.053 |
| | Green | 1 | 1 | 2 - stay put | XB6AK3B85B (ZB6YK3+ ZB6AD08 + ZB6ZB35B) | 0.024/0.053 |
| | Red | 1 | 1 | 2 - stay put | XB6AK4B85B (ZB6YK4+ ZB6AD08 + ZB6ZB45B) | 0.024/0.053 |

(1) The reference of the complete selector switch is shown on the 1st line. The references of handles + heads + bodies are shown in brackets below.

Assembly of other products, using:
body/contact assemblies: see page 3/22
accessories: see page 3/24

Control and signaling units Ø 16 plastic

Harmony XB6 modular
Illuminated and non illuminated selector switches



ZB6YK3

3



ZB6DD02



ZB6CD02
























ZB6AD02

Handles

| Description | Color | Sold in lots of | Unit reference | Weight kg/lb |
|---|--------|-----------------|----------------|--------------|
| Component parts | | | | |
| Handles for illuminated selector switches (1) | White | 5 | ZB6YK1 | 0.002/0.004 |
| | Green | 5 | ZB6YK3 | 0.002/0.004 |
| | Red | 5 | ZB6YK4 | 0.002/0.004 |
| | Yellow | 5 | ZB6YK5 | 0.002/0.004 |
| | Blue | 5 | ZB6YK6 | 0.002/0.004 |
| | Orange | 5 | ZB6YK8 | 0.002/0.004 |

| Replacement parts | | | | |
|---|-------|---|--------|-------------|
| Handles for non illuminated selector switches (2) | Black | 1 | ZB6YD2 | 0.002/0.004 |
| | Red | 1 | ZB6YD4 | 0.002/0.004 |

Heads for selector switches, without handle (3)

| Shape of head | Number and type of positions | Reference | Weight kg/lb |
|--|---|---|---|
| Heads only (switching angle: stay put positions 60°, spring return positions 45°) | | | |
| Rectangular  | 2 - stay put |  ZB6DD02 | 0.016/0.035 |
| | 3 - stay put |  ZB6DD03 | 0.016/0.035 |
| | 2 - spring return to centre |  ZB6DD04 | 0.016/0.035 |
| | 3 - spring return to centre |  ZB6DD05 | 0.016/0.035 |
| | 3 - spring return from right to centre |  ZB6DD06 | 0.016/0.035 |
| | 3 - spring return from left to centre |  ZB6DD07 | 0.016/0.035 |
| | Square  | 2 - stay put |  ZB6CD02 |
| 3 - stay put | |  ZB6CD03 | 0.016/0.035 |
| 2 - spring return to centre | |  ZB6CD04 | 0.016/0.035 |
| 3 - spring return to centre | |  ZB6CD05 | 0.016/0.035 |
| 3 - spring return from right to centre | |  ZB6CD06 | 0.016/0.035 |
| 3 - spring return from left to centre | |  ZB6CD07 | 0.016/0.035 |
| Circular  | | 2 - stay put |  ZB6AD02 |
| | 3 - stay put |  ZB6AD03 | 0.016/0.035 |
| | 2 - spring return to centre |  ZB6AD04 | 0.016/0.035 |
| | 3 - spring return to centre |  ZB6AD05 | 0.016/0.035 |
| | 3 - spring return from right to centre |  ZB6AD06 | 0.016/0.035 |
| | 3 - spring return from left to centre |  ZB6AD07 | 0.016/0.035 |
| | Heads only (switching angle: stay put positions 90°) | | |
| Rectangular  | 2 - stay put |  ZB6DD08 | 0.016/0.035 |
| Square  | 2 - stay put |  ZB6CD08 | 0.016/0.035 |
| Circular  | 2 - stay put |  ZB6AD08 | 0.016/0.035 |

(1) Handle for use in conjunction with a head without a handle (see page 3/17), and a body sub-assembly for illuminated pushbuttons (see page 3/22)
(2) Handle for use in conjunction with a head without a handle (see page 3/17), and a body sub-assembly for non illuminated pushbuttons (see page 3/22)
(3) Handle to be ordered separately (see page 3/17) for bodies with 2 contact blocks maximum.

Assembly of other products, using:
body/contact assemblies: see page 3/22
accessories: see page 3/24

Control and signaling units Ø 16 plastic

Harmony XB6 modular

Key switches































XB6DGC5B



ZB6DGA

Key switches (Ronis key no. 200) (1) (2)

| Shape of head | Number and type of positions | Type of contacts | | Reference | Weight kg/lb | |
|--|------------------------------|---|----|-----------|--------------------------------------|-------------|
| | | NO | Nc | | | |
| Complete units (switching angle: 70°) | | | | | | |
| Rectangular  | 2 - stay put |  | 1 | 1 | XB6DGC5B (ZB6Z5B + ZB6DGC) | 0.036/0.079 |
| | 3 - stay put |  | 1 | 1 | XB6DGH5B (ZB6Z5B + ZB6DGH) | 0.036/0.079 |
| Square  | 2 - stay put |  | 1 | 1 | XB6CGC5B (ZB6Z5B + ZB6CGC) | 0.036/0.079 |
| | 3 - stay put |  | 1 | 1 | XB6CGH5B (ZB6Z5B + ZB6CGH) | 0.036/0.079 |
| Circular  | 2 - stay put |  | 1 | 1 | XB6AGC5B (ZB6Z5B + ZB6AGC) | 0.036/0.079 |
| | 3 - stay put |  | 1 | 1 | XB6AGH5B (ZB6Z5B + ZB6AGH) | 0.036/0.079 |

| Shape of head | Number and type of positions (3) | Key withdrawal | Reference | Weight kg/lb | | | |
|--|---|---|---|---|-------------------------|-------------------|-------------|
| Heads only (switching angle: stay put positions 70°, spring return positions 45°) | | | | | | | |
| Rectangular  | 2 - stay put |  | RH position | ZB6DGA | 0.030/0.066 | | |
| | |  | Centre position | ZB6DGB (4) | 0.030/0.066 | | |
| | |  | Both positions | ZB6DGC (4) | 0.030/0.066 | | |
| | 2 - spring return | Centre position |  | Centre position | ZB6DGL | 0.030/0.066 | |
| | | | LH position |  | LH position | ZB6DGD | 0.030/0.066 |
| | | | |  | Centre position | ZB6DGE (4) | 0.030/0.066 |
| | |  | | LH and Centre positions | ZB6DGF | 0.030/0.066 | |
| | | RH position |  | RH position | ZB6DGG | 0.030/0.066 | |
| | | |  | All positions | ZB6DGH (4) | 0.030/0.066 | |
| | | |  | RH and LH positions | ZB6DGJ | 0.030/0.066 | |
| | | 3 - spring return from left to centre | RH and Centre positions |  | RH and Centre positions | ZB6DGK | 0.030/0.066 |
| | | | |  | RH position | ZB6DGM | 0.030/0.066 |
| |  | | | Centre position | ZB6DGN | 0.030/0.066 | |
| | RH and Centre positions | |  | RH and Centre positions | ZB6DGP | 0.030/0.066 | |
| | | | LH position |  | LH position | ZB6DGQ | 0.030/0.066 |
| | | | |  | Centre position | ZB6DGR | 0.030/0.066 |
| 3 - spring return from right to centre | LH and Centre positions |  | LH and Centre positions | ZB6DGS | 0.030/0.066 | | |
| | |  | Centre position | ZB6DGT | 0.030/0.066 | | |

(1) Key no. 200, withdrawal from all positions.

(2) To order a key switch with DOM 311 key, add the suffix 1 to the references selected above.
Example: **ZB6DGA1**.

(3) The symbol  indicates the key withdrawal position.

(4) Also available with Ronis key numbers: 201, 202 and 203. To order, add the key number to the end of the reference. Example: for key switch **ZB6DGB** with Ronis key no. 201, the reference becomes: **ZB6DGB201**




















Assembly of other products, using:
body/contact assemblies: see page 3/22
accessories: see page 3/24

Control and signaling units Ø 16 plastic

Harmony XB6 modular


Key switches



| Key switches (Ronis key no. 200) (1) (2) (continued) | | | | | | |
|---|--|---|---|-------------------|-------------|--|
| Shape of head | Number and type of positions (3) | Key withdrawal | Reference | Weight kg/lb | | |
| Heads only (switching angle: stay put positions 70°, spring return positions 45°) (continued) | | | | | | |
| Square  | 2 - stay put |  RH position | ZB6CGA | 0.030/0.066 | | |
| | |  Centre position | ZB6CGB (4) | 0.030/0.066 | | |
| | |  Both positions | ZB6CGC (4) | 0.030/0.066 | | |
| | 2 - spring return |  Centre position | ZB6CGL | 0.030/0.066 | | |
| | 3 - stay put | LH position |  LH position | ZB6CGD | 0.030/0.066 | |
| | | Centre position |  Centre position | ZB6CGE (4) | 0.030/0.066 | |
| | | LH and Centre positions |  LH and Centre positions | ZB6CGF | 0.030/0.066 | |
| | | RH position |  RH position | ZB6CGG | 0.030/0.066 | |
| | | All positions |  All positions | ZB6CGH (4) | 0.030/0.066 | |
| | | RH and LH positions |  RH and LH positions | ZB6CGJ | 0.030/0.066 | |
| | | RH and Centre positions |  RH and Centre positions | ZB6CGK | 0.030/0.066 | |
| | 3 - spring return from left to centre | RH position |  RH position | ZB6CGM | 0.030/0.066 | |
| | | Centre position |  Centre position | ZB6CGN | 0.030/0.066 | |
| | | RH and Centre positions |  RH and Centre positions | ZB6CGP | 0.030/0.066 | |
| | 3 - spring return from right to centre | LH position |  LH position | ZB6CGQ | 0.030/0.066 | |
| Centre position | |  Centre position | ZB6CGR | 0.030/0.066 | | |
| LH and Centre positions | |  LH and Centre positions | ZB6CGS | 0.030/0.066 | | |
| 3 - spring return to centre | Centre position |  Centre position | ZB6CGT | 0.030/0.066 | | |

(1) Key no. 200, withdrawal from all positions.

(2) To order a key switch with DOM 311 key, add the suffix 1 to the references selected above.
Example: **ZB6CGA1**.

(3) The symbol  indicates the key withdrawal position.

(4) Also available with Ronis key numbers: 201, 202 and 203. To order, add the key number to the end of the reference. Example: for key switch **ZB6CGB** with Ronis key no. 201, the reference becomes: **ZB6CGB201**.



















Assembly of other products, using:
body/contact assemblies: see page 3/22
accessories: see page 3/24

Control and signaling units Ø 16 plastic

Harmony XB6 modular


Key switches



| Key switches (Ronis key no. 200) (continued) (1) | | | | | |
|--|--|--|--|-------------------------|---------------|
| Shape of head | Number and type of positions (3) | Key withdrawal | Reference | Weight kg/lb | |
| Heads only (switching angle: stay put positions 70°, spring return positions 45°) (continued) | | | | | |
| Circular  | 2 - stay put |  | RH position | ZB6AGA | 0.030/0.066 |
| | |  | Centre position | ZB6AGB (2) | 0.030/0.066 |
| | |  | Both positions | ZB6AGC (2) | 0.030/0.066 |
| | 2 - spring return from right to centre |  | Centre position | ZB6AGL | 0.030/0.066 |
| | | 3 - stay put |  | LH position | ZB6AGD |
| |  | | Centre position | ZB6AGE (2) | 0.030/0.066 |
| |  | | LH and Centre positions | ZB6AGF | 0.030/0.066 |
| | 3 - spring return from left to centre |  | RH position | ZB6AGG | 0.030/0.066 |
| | |  | All positions | ZB6AGH (2) | 0.030/0.066 |
| | | | RH and LH positions | ZB6AGJ | 0.030/0.066 |
| | |  | RH and Centre positions | ZB6AGK | 0.030/0.066 |
| | 3 - spring return from right to centre |  | RH position | ZB6AGM | 0.030/0.066 |
| | |  | Centre position | ZB6AGN | 0.030/0.066 |
| | | |  | RH and Centre positions | ZB6AGP |
| | 3 - spring return to centre |  | Left-hand position | ZB6AGQ | 0.030/0.066 |
|  | | Centre position | ZB6AGR | 0.030/0.066 | |
| | |  | LH and Centre positions | ZB6AGS | 0.030/0.066 |
|  | Centre position | ZB6AGT | 0.030/0.066 | | |

(1) To order a key switch with DOM 311 key, add the suffix 1 to the references selected above.
Example: **ZB6AGA1**.


(2) Also available with Ronis key numbers: 201, 202 and 203. To order, add the key number to the end of the reference. Example: for key switch **ZB6AGB** with Ronis key no. 201, the reference becomes: **ZB6AGB201**.

(3) The symbol  indicates the key withdrawal position.

Control and signaling units Ø 16 plastic

Harmony XB6 modular
Complete bodies for pushbuttons

To combine with heads:
see page 3/8



ZB6ZB11B



ZB6ZH01B



ZB6Z1B



ZB6Y009



ZB6Y011

Complete bodies for illuminated pushbuttons (1)

| Description | Supply voltage V | Type of contacts | | Color of light source | Reference | Weight kg/lb | |
|---|---------------------|------------------|--------|-----------------------|-----------------|-----------------|-------------|
| | | NO | Nc | | | | |
| Faston connectors | | | | | | | |
| Fixing collar + contact block + LED (2) | ≈ 12...24 | 1 | – | White | ZB6ZB11B | 0.006/0.013 | |
| | | | | Green | ZB6ZB31B | 0.006/0.013 | |
| | | | | Yellow | ZB6ZB51B | 0.006/0.013 | |
| | – | 1 | Red | ZB6ZB42B | 0.006/0.013 | | |
| | | | Yellow | ZB6ZB52B | 0.006/0.013 | | |
| | 1 | 1 | White | ZB6ZB15B | 0.009/0.020 | | |
| | | | Green | ZB6ZB35B | 0.009/0.020 | | |
| | | | Red | ZB6ZB45B | 0.009/0.020 | | |
| | | | Yellow | ZB6ZB55B | 0.009/0.020 | | |
| | | | Blue | ZB6ZB65B | 0.009/0.020 | | |
| | Direct supply | 3...24 | 1 | – | – | ZB6ZH01B | 0.006/0.013 |
| | | | | | – | ZB6ZH02B | 0.006/0.013 |
| 1 | | | | | ZB6ZH05B | 0.009/0.020 | |

Complete bodies for pushbuttons or selector switches

| Description | Supply voltage V | Type of contacts | | Reference | Weight kg/lb |
|--|---------------------|------------------|----|---------------|-----------------|
| | | NO | Nc | | |
| Faston connectors | | | | | |
| Direct supply Fixing collar + contact block | ≤ 250 | 1 | – | ZB6Z1B | 0.004/0.009 |
| | | – | 1 | ZB6Z2B | 0.004/0.009 |
| | | 2 | – | ZB6Z3B | 0.006/0.013 |
| | | – | 2 | ZB6Z4B | 0.006/0.013 |
| | | 1 | 1 | ZB6Z5B | 0.006/0.013 |

Accessories

| Description | Application | Sold in lots of | Unit reference | Weight kg/lb |
|---------------------------------------|--|-----------------|----------------|-----------------|
| Body/fixing collar | For mounting contact blocks and light source | 10 | ZB6Y009 | 0.002/0.004 |
| Body bracket (fixing screws included) | Printed circuit board mounting | 4 | ZB6Y011 | 0.010/0.022 |

(1) It is possible to assemble illuminated selector switches by using an illuminated pushbutton body sub-assembly in conjunction with a selector switch head supplied without handle and a transparent handle (see page 3/18).

(2) The color of the LED must be the same as that of the pushbutton cap.

(3) Bulb to be ordered separately (see page 3/31).

Control and signaling units Ø 16 plastic

Harmony XB6 modular
Complete bodies for pilot lights

To combine with heads:
see page 3/8



ZB6EB1B



ZB6EH0B



ZB6EB1A



ZB6EH0A



ZB6E1B

Complete bodies for pilot lights (light source)

| Description | Supply voltage V | Sold in lots of | Color of light source | Unit reference | Weight kg/lb | | |
|---|------------------|-----------------|-----------------------|----------------|--------------|----------------|-------------|
| Faston connectors (direct mounting by the head) | | | | | | | |
| Integral LED (1) | ~ 12...24 | 5 | White | ZB6EB1B | 0.003/0.007 | | |
| | | | Green | ZB6EB3B | 0.003/0.007 | | |
| | | | Red | ZB6EB4B | 0.003/0.007 | | |
| | | | Yellow | ZB6EB5B | 0.003/0.007 | | |
| | | | Blue | ZB6EB6B | 0.003/0.007 | | |
| | | | Orange | ZB6EB8B | 0.003/0.007 | | |
| | | | ~ 48...120 | 5 | White | ZB6EG1B | 0.003/0.007 |
| | | | | | Green | ZB6EG3B | 0.003/0.007 |
| | | | | | Red | ZB6EG4B | 0.003/0.007 |
| | | | | | Yellow | ZB6EG5B | 0.003/0.007 |
| Blue | ZB6EG6B | 0.003/0.007 | | | | | |
| Orange | ZB6EG8B | 0.003/0.007 | | | | | |
| ~ 230...240 | 5 | White | ZB6EM1B | 0.003/0.007 | | | |
| | | Green | ZB6EM3B | 0.003/0.007 | | | |
| | | Red | ZB6EM4B | 0.003/0.007 | | | |
| | | Yellow | ZB6EM5B | 0.003/0.007 | | | |
| | | Blue | ZB6EM6B | 0.003/0.007 | | | |
| | | Orange | ZB6EM8B | 0.003/0.007 | | | |
| With resistor for 95 V neon bulb (not included) T1 1/4 (2) (3) | ~ 120 | 5 | – | ZB6EG0B | 0.003/0.007 | | |
| | ~ 230 | 5 | – | ZB6EM0B | 0.003/0.007 | | |

| | | | | | |
|--|--------|---|---|----------------|-------------|
| Direct supply for 0.6 W max. incandescent bulb (not included) T1 1/4 (2) | ~ ≤ 24 | 5 | – | ZB6EH0B | 0.003/0.007 |
|--|--------|---|---|----------------|-------------|

Pins for printed circuit board connection (mounting by the body, see page 3/22)

| | | | | | |
|--|-----------|---|--------|----------------|-------------|
| Integral LED (1) | ~ 12...24 | 5 | White | ZB6EB1A | 0.003/0.007 |
| | | | Green | ZB6EB3A | 0.003/0.007 |
| | | | Red | ZB6EB4A | 0.003/0.007 |
| | | | Yellow | ZB6EB5A | 0.003/0.007 |
| | | | Blue | ZB6EB6A | 0.003/0.007 |
| | | | Orange | ZB6EB8A | 0.003/0.007 |
| Direct supply for 0.6 W max. incandescent bulb (not included) T1 1/4 (2) | ~ 3...24 | 5 | – | ZB6EH0A | 0.003/0.007 |

Separate contact blocks

| Type of contacts | For use with bodies | Type of contacts | | Sold in lots of | Unit reference | Weight kg/lb |
|------------------|----------------------------|------------------|----|-----------------|----------------|--------------|
| | | NO | Nc | | | |
| Silver alloy | Faston | 1 | – | 10 | ZB6E1B | 0.004/0.009 |
| | | – | 1 | 10 | ZB6E2B | 0.004/0.009 |
| | Printed circuit ZB6Y011 | 1 | – | 10 | ZB6E1A | 0.004/0.009 |
| | | – | 1 | 10 | ZB6E2A | 0.004/0.009 |
| Gold flashed | Faston | 1 | – | 10 | ZB6E1E | 0.004/0.009 |
| | | – | 1 | 10 | ZB6E2E | 0.004/0.009 |
| | Printed circuit ZB6Y011 | 1 | – | 10 | ZB6E1D | 0.004/0.009 |
| | | – | 1 | 10 | ZB6E2D | 0.004/0.009 |

(1) The color of the LED must be same as that of the pushbutton cap.

(2) Bulb to be ordered separately (see page 3/31).

(3) Neon bulbs must only be used with Red, Yellow or White lens caps.



Control and signaling units Ø 16 plastic

Harmony XB6 modular

Accessories for heads

Unmarked lens caps and caps


To combine with heads:
see page 3/8



101491

ZB6YDV4 ZB6YCV3 ZB6YAV5

3



101501

ZB6YDW5 ZB6YCW6 ZB6YAW3



101492

ZB6YDE5 ZB6YCE4 ZB6YAE6



101500

ZB6YDA2 ZB6YCA4 ZB6YAA1

Unmarked lens caps

| Application | Color of lens cap | Sold in lots of | Unit reference | | | Weight kg/lb |
|--------------|-------------------|-----------------|------------------|-------------|---------------|--------------|
| | | | Rectangular head | Square head | Circular head | |
| Pilot lights | White | 10 | ZB6YDV1 | ZB6YCV1 | ZB6YAV1 | 0.001/0.002 |
| | Green | 10 | ZB6YDV3 | ZB6YCV3 | ZB6YAV3 | 0.001/0.002 |
| | Red | 10 | ZB6YDV4 | ZB6YCV4 | ZB6YAV4 | 0.001/0.002 |
| | Yellow | 10 | ZB6YDV5 | ZB6YCV5 | ZB6YAV5 | 0.001/0.002 |
| | Blue | 10 | ZB6YDV6 | ZB6YCV6 | ZB6YAV6 | 0.001/0.002 |
| | Orange | 10 | ZB6YDV8 | ZB6YCV8 | ZB6YAV8 | 0.001/0.002 |

Pushbutton caps - unmarked

| Application | Color of cap | Sold in lots of | Unit reference | | | Weight kg/lb |
|---|--------------|-----------------|------------------|-------------|---------------|--------------|
| | | | Rectangular head | Square head | Circular head | |
| Illuminated pushbuttons, with flush push | White | 10 | ZB6YDW1 | ZB6YCW1 | ZB6YAW1 | 0.001/0.002 |
| | Green | 10 | ZB6YDW3 | ZB6YCW3 | ZB6YAW3 | 0.001/0.002 |
| | Red | 10 | ZB6YDW4 | ZB6YCW4 | ZB6YAW4 | 0.001/0.002 |
| | Yellow | 10 | ZB6YDW5 | ZB6YCW5 | ZB6YAW5 | 0.001/0.002 |
| | Blue | 10 | ZB6YDW6 | ZB6YCW6 | ZB6YAW6 | 0.001/0.002 |
| | Orange | 10 | ZB6YDW8 | ZB6YCW8 | ZB6YAW8 | 0.001/0.002 |
| Illuminated pushbuttons, with projecting push | White | 10 | ZB6YDE1 | ZB6YCE1 | ZB6YAE1 | 0.001/0.002 |
| | Green | 10 | ZB6YDE3 | ZB6YCE3 | ZB6YAE3 | 0.001/0.002 |
| | Red | 10 | ZB6YDE4 | ZB6YCE4 | ZB6YAE4 | 0.001/0.002 |
| | Yellow | 10 | ZB6YDE5 | ZB6YCE5 | ZB6YAE5 | 0.001/0.002 |
| | Blue | 10 | ZB6YDE6 | ZB6YCE6 | ZB6YAE6 | 0.001/0.002 |
| | Orange | 10 | ZB6YDE8 | ZB6YCE8 | ZB6YAE8 | 0.001/0.002 |
| Non illuminated pushbuttons | White | 10 | ZB6YDA1 | ZB6YCA1 | ZB6YAA1 | 0.001/0.002 |
| | Black | 10 | ZB6YDA2 | ZB6YCA2 | ZB6YAA2 | 0.001/0.002 |
| | Green | 10 | ZB6YDA3 | ZB6YCA3 | ZB6YAA3 | 0.001/0.002 |
| | Red | 10 | ZB6YDA4 | ZB6YCA4 | ZB6YAA4 | 0.001/0.002 |
| | Yellow | 10 | ZB6YDA5 | ZB6YCA5 | ZB6YAA5 | 0.001/0.002 |
| | Blue | 10 | ZB6YDA6 | ZB6YCA6 | ZB6YAA6 | 0.001/0.002 |

Control and signaling units Ø 16 plastic

Harmony XB6 modular

Accessories for heads: marked pushbutton caps

To combine with heads:
see page 3/8



ZB6YD200






ZB6YD100



ZB6YA200

Pushbutton caps - marked

| Marking | Color of cap | Sold in lots of | Unit reference | | Weight kg/lb |
|--|--------------|-----------------|--|--|--|
| White on colored cap Black on white cap | | | Rectangular head  | Square head  | Circular head  |

For non illuminated, flush pushbuttons

| Marking | Color of cap | Sold in lots of | Unit reference | | Weight kg/lb | |
|---------|--------------|-----------------|----------------|----------|--------------|-------------|
| 0 | White | 10 | ZB6YD100 | ZB6YC100 | ZB6YA100 | 0.001/0.002 |
| | Black | 10 | ZB6YD200 | ZB6YC200 | ZB6YA200 | 0.001/0.002 |
| 1 | White | 10 | ZB6YD101 | ZB6YC101 | ZB6YA101 | 0.001/0.002 |
| | Black | 10 | ZB6YD201 | ZB6YC201 | ZB6YA201 | 0.001/0.002 |
| 2 | White | 10 | ZB6YD102 | ZB6YC102 | ZB6YA102 | 0.001/0.002 |
| | Black | 10 | ZB6YD202 | ZB6YC202 | ZB6YA202 | 0.001/0.002 |
| 3 | White | 10 | ZB6YD103 | ZB6YC103 | ZB6YA103 | 0.001/0.002 |
| | Black | 10 | ZB6YD203 | ZB6YC203 | ZB6YA203 | 0.001/0.002 |
| 4 | White | 10 | ZB6YD104 | ZB6YC104 | ZB6YA104 | 0.001/0.002 |
| | Black | 10 | ZB6YD204 | ZB6YC204 | ZB6YA204 | 0.001/0.002 |
| 5 | White | 10 | ZB6YD105 | ZB6YC105 | ZB6YA105 | 0.001/0.002 |
| | Black | 10 | ZB6YD205 | ZB6YC205 | ZB6YA205 | 0.001/0.002 |
| 6 | White | 10 | ZB6YD106 | ZB6YC106 | ZB6YA106 | 0.001/0.002 |
| | Black | 10 | ZB6YD206 | ZB6YC206 | ZB6YA206 | 0.001/0.002 |
| 7 | White | 10 | ZB6YD107 | ZB6YC107 | ZB6YA107 | 0.001/0.002 |
| | Black | 10 | ZB6YD207 | ZB6YC207 | ZB6YA207 | 0.001/0.002 |
| 8 | White | 10 | ZB6YD108 | ZB6YC108 | ZB6YA108 | 0.001/0.002 |
| | Black | 10 | ZB6YD208 | ZB6YC208 | ZB6YA208 | 0.001/0.002 |
| 9 | White | 10 | ZB6YD109 | ZB6YC109 | ZB6YA109 | 0.001/0.002 |
| | Black | 10 | ZB6YD209 | ZB6YC209 | ZB6YA209 | 0.001/0.002 |
| I | White | 10 | ZB6YD111 | ZB6YC111 | ZB6YA111 | 0.001/0.002 |
| | Green | 10 | ZB6YD311 | ZB6YC311 | ZB6YA311 | 0.001/0.002 |
| O | Black | 10 | ZB6YD210 | ZB6YC210 | ZB6YA210 | 0.001/0.002 |
| | Red | 10 | ZB6YD410 | ZB6YC410 | ZB6YA410 | 0.001/0.002 |

Control and signaling units Ø 16 plastic

Harmony XB6 modular

Accessories for heads: marked pushbutton caps

To combine with heads:
see page 3/8



ZB6YD116



ZB6YC441



ZB6YA224

Pushbutton caps - marked (continued)

| Marking | Color of cap | Sold in lots of | Unit reference | Weight kg/lb |
|--|--------------|-----------------|--|--------------|
| White on colored cap – Black on white cap | – | – | Rectangular head Square head Circular head | |

For non illuminated, flush pushbuttons (continued)

| Marking | Color of cap | Sold in lots of | Unit reference | Unit reference | Unit reference | Weight kg/lb |
|---------|--------------|-----------------|----------------|----------------|----------------|--------------|
| II | White | 5 | ZB6YD112 | ZB6YC112 | ZB6YA112 | 0.001/0.002 |
| | Black | 5 | ZB6YD212 | ZB6YC212 | ZB6YA212 | 0.001/0.002 |
| III | White | 5 | ZB6YD113 | ZB6YC113 | ZB6YA113 | 0.001/0.002 |
| | Black | 5 | ZB6YD213 | ZB6YC213 | ZB6YA213 | 0.001/0.002 |
| + | White | 5 | ZB6YD114 | ZB6YC114 | ZB6YA114 | 0.001/0.002 |
| | Black | 5 | ZB6YD214 | ZB6YC214 | ZB6YA214 | 0.001/0.002 |
| - | White | 5 | ZB6YD115 | ZB6YC115 | ZB6YA115 | 0.001/0.002 |
| | Black | 5 | ZB6YD215 | ZB6YC215 | ZB6YA215 | 0.001/0.002 |
| MARCHE | White | 5 | ZB6YD116 | ZB6YC116 | ZB6YA116 | 0.001/0.002 |
| | Green | 5 | ZB6YD316 | ZB6YC316 | ZB6YA316 | 0.001/0.002 |
| ON | White | 5 | ZB6YD117 | ZB6YC117 | ZB6YA117 | 0.001/0.002 |
| | Green | 5 | ZB6YD317 | ZB6YC317 | ZB6YA317 | 0.001/0.002 |
| START | Green | 5 | ZB6YD340 | ZB6YC340 | ZB6YA340 | 0.001/0.002 |
| EIN | White | 5 | ZB6YD118 | ZB6YC118 | ZB6YA118 | 0.001/0.002 |
| | Green | 5 | ZB6YD318 | ZB6YC318 | ZB6YA318 | 0.001/0.002 |
| ARRET | Black | 5 | ZB6YD223 | ZB6YC223 | ZB6YA223 | 0.001/0.002 |
| | Red | 5 | ZB6YD423 | ZB6YC423 | ZB6YA423 | 0.001/0.002 |
| STOP | Red | 5 | ZB6YD441 | ZB6YC441 | ZB6YA441 | 0.001/0.002 |
| OFF | Black | 5 | ZB6YD224 | ZB6YC224 | ZB6YA224 | 0.001/0.002 |
| | Red | 5 | ZB6YD424 | ZB6YC424 | ZB6YA424 | 0.001/0.002 |
| AUS | Black | 5 | ZB6YD225 | ZB6YC225 | ZB6YA225 | 0.001/0.002 |
| | Red | 5 | ZB6YD425 | ZB6YC425 | ZB6YA425 | 0.001/0.002 |
| R | Blue | 5 | ZB6YD626 | ZB6YC626 | ZB6YA626 | 0.001/0.002 |
| MONTEE | White | 5 | ZB6YD129 | ZB6YC129 | ZB6YA129 | 0.001/0.002 |
| | Black | 5 | ZB6YD229 | ZB6YC229 | ZB6YA229 | 0.001/0.002 |

Control and signaling units Ø 16 plastic

Harmony XB6 modular

Accessories for heads: marked pushbutton caps

To combine with heads:
see page 3/8



ZB6YD219



ZB6YD131



ZB6YA232

Pushbutton caps - marked (continued)

| Marking | Color of cap | Sold in lots of | Unit reference | | | Weight kg/lb |
|--|--------------|-----------------|------------------|-------------|---------------|--------------|
| White on colored cap – Black on white cap | – | – | Rectangular head | Square head | Circular head | |

For non illuminated, flush pushbuttons (continued)

| Marking | Color of cap | Sold in lots of | Rectangular head | Square head | Circular head | Weight kg/lb |
|----------|--------------|-----------------|------------------|-------------|---------------|--------------|
| UP | White | 5 | ZB6YD127 | ZB6YC127 | ZB6YA127 | 0.001/0.002 |
| | Black | 5 | ZB6YD227 | ZB6YC227 | ZB6YA227 | 0.001/0.002 |
| DESCENTE | White | 5 | ZB6YD130 | ZB6YC130 | ZB6YA130 | 0.001/0.002 |
| | Black | 5 | ZB6YD230 | ZB6YC230 | ZB6YA230 | 0.001/0.002 |
| DOWN | White | 5 | ZB6YD128 | ZB6YC128 | ZB6YA128 | 0.001/0.002 |
| | Black | 5 | ZB6YD228 | ZB6YC228 | ZB6YA228 | 0.001/0.002 |
| AB | White | 5 | ZB6YD134 | ZB6YC134 | ZB6YA134 | 0.001/0.002 |
| | Black | 5 | ZB6YD234 | ZB6YC234 | ZB6YA234 | 0.001/0.002 |
| FERME | White | 5 | ZB6YD133 | ZB6YC133 | ZB6YA133 | 0.001/0.002 |
| | Black | 5 | ZB6YD233 | ZB6YC233 | ZB6YA233 | 0.001/0.002 |
| CLOSE | White | 5 | ZB6YD132 | ZB6YC132 | ZB6YA132 | 0.001/0.002 |
| | Black | 5 | ZB6YD232 | ZB6YC232 | ZB6YA232 | 0.001/0.002 |
| ZU | White | 5 | ZB6YD131 | ZB6YC131 | ZB6YA131 | 0.001/0.002 |
| | Black | 5 | ZB6YD231 | ZB6YC231 | ZB6YA231 | 0.001/0.002 |
| ↑ | White | 5 | ZB6YD119 | ZB6YC119 | ZB6YA119 | 0.001/0.002 |
| | Black | 5 | ZB6YD219 | ZB6YC219 | ZB6YA219 | 0.001/0.002 |
| ↓ | White | 5 | ZB6YD120 | ZB6YC120 | ZB6YA120 | 0.001/0.002 |
| | Black | 5 | ZB6YD220 | ZB6YC220 | ZB6YA220 | 0.001/0.002 |
| → | White | 5 | ZB6YD121 | ZB6YC121 | ZB6YA121 | 0.001/0.002 |
| | Black | 5 | ZB6YD221 | ZB6YC221 | ZB6YA221 | 0.001/0.002 |
| ← | White | 5 | ZB6YD122 | ZB6YC122 | ZB6YA122 | 0.001/0.002 |
| | Black | 5 | ZB6YD222 | ZB6YC222 | ZB6YA222 | 0.001/0.002 |



Control and signaling units Ø 16 plastic

Harmony XB6 modular

Accessories for heads: legends and legend holder, 8 x 21 mm marked legends

To combine with heads: see page 3/8



ZB6YD20



ZB6YD32



ZB6Y1001



ZB6Y3001



ZB6Y2178

3

Legend holder 24 x 48 mm/0.945 x 1.890 in. (size 1) for 8 x 21 mm/0.315 x 0.827 in. legend (1)

| Description | Color of legend | Sold in lots of | Unit reference | Weight kg/lb |
|-------------------|----------------------------|-----------------|----------------|--------------|
| Without legend | – | 10 | ZB6YD20 | 0.001/0.002 |
| With blank legend | White or Yellow background | 10 | ZB6YD21 | 0.001/0.002 |
| | Black or Red background | 10 | ZB6YD22 | 0.001/0.002 |

Legend holder 24 x 36 mm/0.945 x 1.417 in. (size 2) for 16 x 21 mm/0.630 x 0.827 in. legend (1)

| Description | Color of legend | Sold in lots of | Unit reference | Weight kg/lb |
|-------------------|----------------------------|-----------------|----------------|--------------|
| Without legend | – | 10 | ZB6YD30 | 0.001/0.002 |
| With blank legend | White or Yellow background | 10 | ZB6YD31 | 0.001/0.002 |
| | Black or Red background | 10 | ZB6YD32 | 0.001/0.002 |

Blank legends

| Dimensions | For use with | Color | Sold in lots of | Unit reference | Weight kg/lb |
|-------------------------------|------------------------------|----------------------------|-----------------|----------------|--------------|
| 8 x 21 mm /0.315 x 0.827 in. | Size 1 legend holder ZB6YD20 | Yellow or White background | 20 | ZB6Y1001 | 0.001/0.002 |
| | | Black or Red background | 20 | ZB6Y2001 | 0.001/0.002 |
| 16 x 21 mm /0.630 x 0.827 in. | Size 2 legend holder ZB6YD30 | Yellow or White background | 20 | ZB6Y4001 | 0.001/0.002 |
| | | Black or Red background | 20 | ZB6Y3001 | 0.001/0.002 |

Legends for engraving (2)

| Dimensions | For use with | Color | Sold in lots of | Unit reference | Weight kg/lb |
|-------------------------------|-------------------------------|----------------------------|-----------------|----------------|--------------|
| 8 x 21 mm /0.315 x 0.827 in. | Size 1 legend holder ZB6 YD20 | Yellow or White background | 10 | ZB6Y1900 | 0.001/0.002 |
| | | Black or Red background | 10 | ZB6Y2900 | 0.001/0.002 |
| 16 x 21 mm /0.630 x 0.827 in. | Size 2 legend holder ZB6 YD30 | Yellow or White background | 10 | ZB6Y4900 | 0.001/0.002 |
| | | Black or Red background | 10 | ZB6Y3900 | 0.001/0.002 |

8 x 21 mm/0.315 x 0.827 in. marked legends (for “size 1” 24 x 28 mm/0.945 x 1.102 in. legend holders ZB6YD20)

| Color | Language | Marking | Sold in lots of | Unit reference | Weight kg/lb |
|-----------------------------|---------------|---------|-----------------|----------------|--------------|
| Black or Red background (3) | International | O-I | 5 | ZB6Y2178 | 0.001/0.002 |
| | | I-II | 5 | ZB6Y2179 | 0.001/0.002 |
| | | I-O-II | 5 | ZB6Y2186 | 0.001/0.002 |
| | | ← O → | 5 | ZB6Y2190 | 0.001/0.002 |

(1) For legends, see below and also following page.

(2) Pre-engraved legends. When ordering, clearly state the background color, text to be engraved: (either 1 line for 8 x 21 mm/0.315 x 0.827 in. or 2 lines for 16 x 21 mm/0.630 x 0.827 in. legends - in both cases, maximum 10 characters per line) and the quantity. Minimum quantity: 25 identical legends.

(3) “Start” functions: white letters on black background. “Stop” functions: white letters on red background (unless otherwise specified above).

Control and signaling units Ø 16 plastic

Harmony XB6 modular

Accessories for heads: 8 x 21 mm marked legends

To combine with heads:
see page 3/8

8 x 21 mm/0.315 x 0.827 in. marked legends (for "size 1" 24 x 28 mm/0.945 x 1.102 in. legend holders ZB6YD20) (continued)

| Color | Language | Marking | Sold in lots of | Unit reference | Weight kg/lb |
|-----------------------------|----------|--------------|-----------------|----------------|--------------|
| Black or red background (1) | French | ARRET | 5 | ZB6Y2104 | 0.001/0.002 |
| | | ARRIERE | 5 | ZB6Y2106 | 0.001/0.002 |
| | | AVANT | 5 | ZB6Y2105 | 0.001/0.002 |
| | | DEFAULT | 5 | ZB6Y2134 | 0.001/0.002 |
| | | DESCENTE | 5 | ZB6Y2108 | 0.001/0.002 |
| | | DROITE | 5 | ZB6Y2109 | 0.001/0.002 |
| | | EN SERVICE | 5 | ZB6Y2111 | 0.001/0.002 |
| | | FERME | 5 | ZB6Y2114 | 0.001/0.002 |
| | | GAUCHE | 5 | ZB6Y2110 | 0.001/0.002 |
| | | HORS SERVICE | 5 | ZB6Y2112 | 0.001/0.002 |
| | | OUVERT | 5 | ZB6Y2113 | 0.001/0.002 |
| | | MAIN-O-AUTO | 5 | ZB6Y2187 | 0.001/0.002 |
| | | MARCHE | 5 | ZB6Y2103 | 0.001/0.002 |
| | | MONTEE | 5 | ZB6Y2107 | 0.001/0.002 |
| | | REARME | 5 | ZB6Y2123 | 0.001/0.002 |
| | | | English | HAND-O-AUTO | 5 |
| CLOSE | 5 | | | ZB6Y2314 | 0.001/0.002 |
| DOWN | 5 | | | ZB6Y2308 | 0.001/0.002 |
| FORWARD | 5 | | | ZB6Y2305 | 0.001/0.002 |
| FAULT | 5 | | | ZB6Y2334 | 0.001/0.002 |
| LEFT | 5 | | | ZB6Y2310 | 0.001/0.002 |
| OFF | 5 | | | ZB6Y2312 | 0.001/0.002 |
| ON | 5 | | | ZB6Y2303 | 0.001/0.002 |
| OPEN | 5 | | | ZB6Y2313 | 0.001/0.002 |
| RESET | 5 | | | ZB6Y2323 | 0.001/0.002 |
| REVERSE | 5 | | | ZB6Y2306 | 0.001/0.002 |
| RIGHT | 5 | | | ZB6Y2309 | 0.001/0.002 |
| RUN | 5 | | | ZB6Y2311 | 0.001/0.002 |
| STOP | 5 | | | ZB6Y2304 | 0.001/0.002 |
| UP | 5 | ZB6Y2307 | 0.001/0.002 | | |
| | German | AB | 5 | ZB6Y2208 | 0.001/0.002 |
| | | AUF | 5 | ZB6Y2207 | 0.001/0.002 |
| | | AUS | 5 | ZB6Y2212 | 0.001/0.002 |
| | | BETRIEB | 5 | ZB6Y2211 | 0.001/0.002 |
| | | EIN | 5 | ZB6Y2203 | 0.001/0.002 |
| | | HALT | 5 | ZB6Y2204 | 0.001/0.002 |
| | | HAND-O-AUTO | 5 | ZB6Y2287 | 0.001/0.002 |
| | | LINKS | 5 | ZB6Y2210 | 0.001/0.002 |
| | | ÖFFNEN | 5 | ZB6Y2213 | 0.001/0.002 |
| | | RECHTS | 5 | ZB6Y2209 | 0.001/0.002 |
| | | RÜCKSTELLUNG | 5 | ZB6Y2223 | 0.001/0.002 |
| | | SCHLIESSEN | 5 | ZB6Y2214 | 0.001/0.002 |
| | | STÖRUNG | 5 | ZB6Y2234 | 0.001/0.002 |
| | | VOR | 5 | ZB6Y2205 | 0.001/0.002 |
| ZURÜCK | 5 | ZB6Y2206 | 0.001/0.002 | | |
| | Spanish | ADELANTE | 5 | ZB6Y2405 | 0.001/0.002 |
| | | APERTURA | 5 | ZB6Y2413 | 0.001/0.002 |
| | | ATRAS | 5 | ZB6Y2406 | 0.001/0.002 |
| | | BAJADA | 5 | ZB6Y2408 | 0.001/0.002 |
| | | CIERRE | 5 | ZB6Y2414 | 0.001/0.002 |
| | | DEFECTO | 5 | ZB6Y2434 | 0.001/0.002 |
| | | DERECHA | 5 | ZB6Y2409 | 0.001/0.002 |
| | | EN SERVICIO | 5 | ZB6Y2411 | 0.001/0.002 |
| | | FUERA SERV. | 5 | ZB6Y2412 | 0.001/0.002 |
| | | IZQUIERDA | 5 | ZB6Y2410 | 0.001/0.002 |
| | | MARCHA | 5 | ZB6Y2403 | 0.001/0.002 |
| | | PARADA | 5 | ZB6Y2404 | 0.001/0.002 |
| | | REARME | 5 | ZB6Y2423 | 0.001/0.002 |
| | | SUBIDA | 5 | ZB6Y2405 | 0.001/0.002 |

(1) "Start" functions: white letters on black background. "Stop" functions: white letters on red background (unless otherwise specified above).



ZB6Y2104



ZB6Y2304



ZB6Y2204



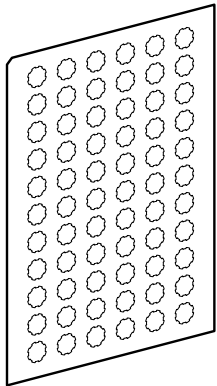
ZB6Y2404

Control and signaling units Ø 16 plastic

Harmony XB6 modular

Accessories for heads: legends for insertion, for printing, pre-printed, labelling software, circular legends

To combine with heads:
see page 3/8



ZB6YA003

3

Sheets of peel-off legends

| Description | Application | Sold in lots of | Unit reference | Weight kg/lb |
|---|-------------------------------------|-----------------|----------------|--------------|
| Sheets of 66 peel-off, transparent, self-adhesive legends | Rectangular pilot lights | 10 | ZB6YD003 | 0.030/0.066 |
| | Square pilot lights | 10 | ZB6YC003 | 0.030/0.066 |
| | Circular pilot lights | 10 | ZB6YA003 | 0.030/0.066 |
| | Rectangular illuminated pushbuttons | 10 | ZB6YD013 | 0.030/0.066 |
| | Square illuminated pushbuttons | 10 | ZB6YC013 | 0.030/0.066 |
| | Circular illuminated pushbuttons | 10 | ZB6YA013 | 0.030/0.066 |

“SIS Label” labelling software

| Application | Reference | Weight kg/lb |
|---|-----------|--------------|
| Legend design for English, French, German, Italian, Spanish | XBY2U | 0.100/0.220 |



XBY2U

Circular legends for Emergency Stop mushroom head pushbuttons (yellow)

| Diameter mm | Marking on yellow background | Reference | Weight kg/lb |
|-------------|------------------------------|-----------|--------------|
| 45 | Without (1) | ZB6Y7001 | 0.001/0.002 |
| | ARRET D'URGENCE (1) | ZB6Y7130 | 0.001/0.002 |
| | EMERGENCY STOP (1) | ZB6Y7330 | 0.001/0.002 |
| | PARADA EMERGENCIA (1) | ZB6Y7430 | 0.001/0.002 |
| | ARRESTO EMERGENZA (1) | ZB6Y7630 | 0.001/0.002 |
| | NOT-HALT (1) | ZB6Y7230 | 0.001/0.002 |

XB6_631_CPODA20161005



ZB6Y7130

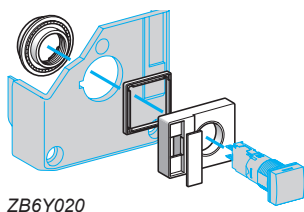
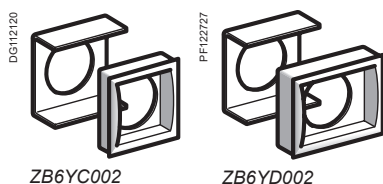
(1) For complying with EN/ISO 13850 standard, paragraph 4.4.6., Emergency Stop function logo has been added.

To combine with heads:
see page 3/8

Control and signaling units Ø 16 plastic

Harmony XB6 modular

Accessories for pushbuttons and pilot lights



Mounting accessories

| Description | Application | Sold in lots of | Unit reference | Weight kg/lb | |
|---|--|----------------------------------|----------------|--------------|-------------|
| Adapters for flush mounting | For flush mounting a circular pushbutton, switch or pilot light in a Ø 22 mm/0.866 in. hole | 10 | ZB6YA002 | 0.030/0.066 | |
| | For flush mounting a square pushbutton, switch or pilot light in a Ø 21 x 21 mm/0.827 x 0.827 in. square hole | 5 | ZB6YC002 | 0.032/0.071 | |
| | For flush mounting a rectangular pushbutton, switch or pilot light in a Ø 21 x 27/0.827 x 1.063 in. rectangular hole | 5 | ZB6YD002 | 0.032/0.071 | |
| Plug-in socket adapter | Printed circuit board mounting | 10 | ZB6Y010 | 0.004/0.009 | |
| Dummy contact block housing (without contacts) | Printed circuit board mounting | Without pins for printed circuit | 10 | ZB6Y006 | 0.001/0.002 |
| | Printed circuit board mounting | With pins for printed circuit | 10 | ZB6Y006A | 0.001/0.002 |
| Adapter for XAL control station (Ø 22 mm/0.866 in. to Ø 16mm/0.630 in. reducer) | Ø 16 circular, square or rectangular units | 5 | ZB6Y020 | 0.038/0.084 | |

Bulbs

| Description | Voltage | Sold in lots of | Unit reference | Weight kg/lb |
|---------------------------------|-----------------|-----------------|----------------|--------------|
| Incandescent bulbs 2-pin T1 1/4 | 6 V | 6 | ZB6YA006 | 0.002/0.004 |
| | 12 V | 10 | ZB6YJ012 | 0.002/0.004 |
| | 24 V (1) | 20 | ZB6YB028 | 0.002/0.004 |
| Neon bulbs | 110 / 230 V (2) | 5 | ZB6YG095 | 0.002/0.004 |

Accessories for key switches

| Description | Application | Sold in lots of | Unit reference | Weight kg/lb |
|-------------------|--------------|-----------------|----------------|--------------|
| Ronis key no. 200 | Key switches | 2 | ZB6Y007 | 0.006/0.013 |
| Ronis key no. 201 | Key switches | 2 | ZB6Y201 | 0.006/0.013 |
| Ronis key no. 202 | Key switches | 2 | ZB6Y202 | 0.006/0.013 |
| Ronis key no. 203 | Key switches | 2 | ZB6Y203 | 0.006/0.013 |
| DOM 311 key | Key switches | 2 | ZB6Y008 | 0.006/0.013 |

Protection accessories

| Description | Application | Sold in lots of | Unit reference | Weight kg/lb |
|-------------------------|--|-----------------|----------------|--------------|
| Protective cover | Protection of contacts against direct finger contact | 10 | ZB6Y001 | 0.005/0.011 |
| Protective shutters (3) | Circular or square pushbuttons and switches | 1 | ZB6YA001 | 0.003/0.007 |
| | Rectangular pushbuttons and switches | 1 | ZB6YD001 | 0.003/0.007 |

Miscellaneous accessories

| | | | | |
|--|--|-----|---------|-------------|
| Anti-rotation plate | Selector switches, Emergency stop buttons | 10 | ZB6Y003 | 0.001/0.002 |
| Nut | Securing head on support | 10 | ZB6Y002 | 0.001/0.002 |
| Dismantling tool | Removal of contact blocks from body/fixing collar | 5 | ZB6Y018 | 0.005/0.011 |
| Extractor | Removal of pushbutton caps | 5 | ZB6Y016 | 0.010/0.022 |
| Bezel tightening tool + bulb extractor | Tightening and slackening the bezel and changing bulbs | 2 | ZB6Y905 | 0.006/0.013 |
| Metal assembly tool | Tightening of fixing nut | 1 | ZB6Y906 | 0.022/0.049 |
| Dismantling tool kit, comprising 3 tools | Removal of contacts, fixing nuts and pushbutton caps | 1 | ZB6Y019 | 0.030/0.066 |
| Female Faston connector | – | 100 | ZB6Y004 | 0.002/0.004 |
| Blanking plug | – | 10 | ZB6Y005 | 0.001/0.002 |

(1) 28 V bulb supplied for use on 24 V.

(2) 95 V bulb supplied for use on 110/230 V.

(3) The thickness of the protective shutters must be taken into account when fitting with plug-in socket adapter (ZB6Y010).

Product reference index

■ Product reference index..... page 4/2

| X | | | | | | | | | |
|-------------------|------|-------------------|------|-------------------|------|-------------------|------|-------------------|------|
| | | XB6CA42B | 3/12 | XB6DE4B5B | 3/8 | XB6EAF4B2P | 2/9 | XB6EAW8J1P | 2/8 |
| XB6AA11B | 3/12 | XB6CA45B | 3/12 | XB6DF1B5B | 3/10 | XB6EAF4J1P | 2/9 | XB6EAW8J2P | 2/8 |
| XB6AA15B | 3/12 | XB6CD221B | 3/15 | XB6DF3B1B | 3/10 | XB6EAF4J2P | 2/9 | XB6ECA11P | 2/6 |
| XB6AA22B | 3/12 | XB6CD225B | 3/15 | XB6DF3B5B | 3/10 | XB6EAF5B1P | 2/9 | XB6ECA12P | 2/6 |
| XB6AA25B | 3/12 | XB6CD235B | 3/15 | XB6DF4B2B | 3/10 | XB6EAF5B2P | 2/9 | XB6ECA21P | 2/6 |
| XB6AA31B | 3/12 | XB6CE1B5B | 3/8 | XB6DF4B5B | 3/10 | XB6EAF5J1P | 2/9 | XB6ECA22P | 2/6 |
| XB6AA35B | 3/12 | XB6CE3B1B | 3/8 | XB6DGC5B | 3/19 | XB6EAF5J2P | 2/9 | XB6ECA31P | 2/6 |
| XB6AA42B | 3/12 | XB6CE3B5B | 3/8 | XB6DGH5B | 3/19 | XB6EAF6B1P | 2/9 | XB6ECA32P | 2/6 |
| XB6AA45B | 3/12 | XB6CE4B2B | 3/8 | XB6DK1B25B | 3/19 | XB6EAF6B2P | 2/9 | XB6ECA41P | 2/6 |
| XB6AD221B | 3/15 | XB6CE4B5B | 3/8 | XB6DK1B35B | 3/17 | XB6EAF6J1P | 2/9 | XB6ECA42P | 2/6 |
| XB6AD225B | 3/15 | XB6CF1B5B | 3/10 | XB6DK1B85B | 3/17 | XB6EAF6J2P | 2/9 | XB6ECA51P | 2/6 |
| XB6AD235B | 3/15 | XB6CF3B1B | 3/10 | XB6DK3B25B | 3/17 | XB6EAF8B1P | 2/9 | XB6ECA52P | 2/6 |
| XB6AE1B5B | 3/8 | XB6CF3B5B | 3/10 | XB6DK3B35B | 3/17 | XB6EAF8B2P | 2/9 | XB6ECA61P | 2/6 |
| XB6AE3B1B | 3/8 | XB6CF4B2B | 3/10 | XB6DK3B85B | 3/17 | XB6EAF8J1P | 2/9 | XB6ECA62P | 2/6 |
| XB6AE3B5B | 3/8 | XB6CF4B5B | 3/10 | XB6DK4B25B | 3/17 | XB6EAF8J2P | 2/9 | XB6ECD221P | 2/10 |
| XB6AE4B2B | 3/8 | XB6CGC5B | 3/19 | XB6DK4B35B | 3/17 | XB6EAG221P | 2/10 | XB6ECD222P | 2/10 |
| XB6AE4B5B | 3/8 | XB6CGH5B | 3/19 | XB6DK4B85B | 3/17 | XB6EAG222P | 2/10 | XB6ECD232P | 2/10 |
| XB6AF1B5B | 3/10 | XB6CK1B25B | 3/19 | XB6DL42B | 3/12 | XB6EAG232P | 2/10 | XB6ECF1B1P | 2/9 |
| XB6AF3B1B | 3/10 | XB6CK1B35B | 3/17 | XB6DV1BB | 3/11 | XB6EAV1BP | 2/7 | XB6ECF1B2P | 2/9 |
| XB6AF3B5B | 3/10 | XB6CK1B85B | 3/17 | XB6DV3BB | 3/11 | XB6EAV1JP | 2/7 | XB6ECF1J1P | 2/9 |
| XB6AF4B2B | 3/10 | XB6CK3B25B | 3/17 | XB6DV4BB | 3/11 | XB6EAV3BP | 2/7 | XB6ECF1J2P | 2/9 |
| XB6AF4B5B | 3/10 | XB6CK3B35B | 3/17 | XB6DV5BB | 3/11 | XB6EAV3JP | 2/7 | XB6ECF3B1P | 2/9 |
| XB6AGC5B | 3/19 | XB6CK3B85B | 3/17 | XB6DW1B1B | 3/8 | XB6EAV4BP | 2/7 | XB6ECF3B2P | 2/9 |
| XB6AGH5B | 3/19 | XB6CK4B25B | 3/17 | XB6DW1B5B | 3/8 | XB6EAV4JP | 2/7 | XB6ECF3J1P | 2/9 |
| XB6AK1B25B | 3/19 | XB6CK4B35B | 3/17 | XB6DW3B1B | 3/8 | XB6EAV5BP | 2/7 | XB6ECF3J2P | 2/9 |
| XB6AK1B35B | 3/17 | XB6CK4B85B | 3/17 | XB6DW3B5B | 3/8 | XB6EAV5JP | 2/7 | XB6ECF4B1P | 2/9 |
| XB6AK1B85B | 3/17 | XB6CL42B | 3/12 | XB6DW4B2B | 3/8 | XB6EAV6BP | 2/7 | XB6ECF4B2P | 2/9 |
| XB6AK3B25B | 3/17 | XB6CV1BB | 3/11 | XB6DW4B5B | 3/8 | XB6EAV6JP | 2/7 | XB6ECF4J1P | 2/9 |
| XB6AK3B35B | 3/17 | XB6CV3BB | 3/11 | XB6EAA11P | 2/6 | XB6EAV8BP | 2/7 | XB6ECF4J2P | 2/9 |
| XB6AK3B85B | 3/17 | XB6CV4BB | 3/11 | XB6EAA12P | 2/6 | XB6EAV8JP | 2/7 | XB6ECF5B1P | 2/9 |
| XB6AK4B25B | 3/17 | XB6CV5BB | 3/11 | XB6EAA21P | 2/6 | XB6EAW1B1P | 2/8 | XB6ECF5B2P | 2/9 |
| XB6AK4B35B | 3/17 | XB6CW1B1B | 3/8 | XB6EAA22P | 2/6 | XB6EAW1B2P | 2/8 | XB6ECF5J1P | 2/9 |
| XB6AK4B85B | 3/17 | XB6CW1B5B | 3/8 | XB6EAA31P | 2/6 | XB6EAW1J1P | 2/8 | XB6ECF5J2P | 2/9 |
| XB6AL42B | 3/12 | XB6CW3B1B | 3/8 | XB6EAA32P | 2/6 | XB6EAW1J2P | 2/8 | XB6ECF6B1P | 2/9 |
| XB6AS8349B | 3/14 | XB6CW3B5B | 3/8 | XB6EAA41P | 2/6 | XB6EAW3B1P | 2/8 | XB6ECF6B2P | 2/9 |
| XB6AS9349B | 3/14 | XB6CW4B2B | 3/8 | XB6EAA42P | 2/6 | XB6EAW3B2P | 2/8 | XB6ECF6J1P | 2/9 |
| XB6AV1BB | 3/11 | XB6CW4B5B | 3/8 | XB6EAA51P | 2/6 | XB6EAW3J1P | 2/8 | XB6ECF6J2P | 2/9 |
| XB6AV3BB | 3/11 | XB6DA11B | 3/12 | XB6EAA52P | 2/6 | XB6EAW3J2P | 2/8 | XB6ECF8B1P | 2/9 |
| XB6AV4BB | 3/11 | XB6DA15B | 3/12 | XB6EAA61P | 2/6 | XB6EAW4B1P | 2/8 | XB6ECF8B2P | 2/9 |
| XB6AV5BB | 3/11 | XB6DA22B | 3/12 | XB6EAA62P | 2/6 | XB6EAW4B2P | 2/8 | XB6ECF8J1P | 2/9 |
| XB6AW1B1B | 3/8 | XB6DA25B | 3/12 | XB6EAD221P | 2/10 | XB6EAW4J1P | 2/8 | XB6ECF8J2P | 2/9 |
| XB6AW1B5B | 3/8 | XB6DA31B | 3/12 | XB6EAD222P | 2/10 | XB6EAW4J2P | 2/8 | XB6ECG221P | 2/10 |
| XB6AW3B1B | 3/8 | XB6DA35B | 3/12 | XB6EAD232P | 2/10 | XB6EAW5B1P | 2/8 | XB6ECG222P | 2/10 |
| XB6AW3B5B | 3/8 | XB6DA42B | 3/12 | XB6EAF1B1P | 2/9 | XB6EAW5B2P | 2/8 | XB6ECG232P | 2/10 |
| XB6AW4B2B | 3/8 | XB6DA45B | 3/12 | XB6EAF1B2P | 2/9 | XB6EAW5J1P | 2/8 | XB6ECV1BP | 2/7 |
| XB6AW4B5B | 3/8 | XB6DD221B | 3/15 | XB6EAF1J1P | 2/9 | XB6EAW5J2P | 2/8 | XB6ECV1JP | 2/7 |
| XB6CA11B | 3/12 | XB6DD225B | 3/15 | XB6EAF1J2P | 2/9 | XB6EAW6B1P | 2/8 | XB6ECV3BP | 2/7 |
| XB6CA15B | 3/12 | XB6DD235B | 3/15 | XB6EAF3B1P | 2/9 | XB6EAW6B2P | 2/8 | XB6ECV3JP | 2/7 |
| XB6CA22B | 3/12 | XB6DE1B5B | 3/8 | XB6EAF3B2P | 2/9 | XB6EAW6J1P | 2/8 | XB6ECV4BP | 2/7 |
| XB6CA25B | 3/12 | XB6DE3B1B | 3/8 | XB6EAF3J1P | 2/9 | XB6EAW6J2P | 2/8 | XB6ECV4JP | 2/7 |
| XB6CA31B | 3/12 | XB6DE3B5B | 3/8 | XB6EAF3J2P | 2/9 | XB6EAW8B1P | 2/8 | XB6ECV5BP | 2/7 |
| XB6CA35B | 3/12 | XB6DE4B2B | 3/8 | XB6EAF4B1P | 2/9 | XB6EAW8B2P | 2/8 | XB6ECV5JP | 2/7 |

| | | | | | | | | | |
|------------|------|------------|------|------------|--------------|----------|--------------|---------|--------------|
| XB6ECV6BP | 2/7 | XB6EDF4B2P | 2/9 | XB6EDW8J1P | 2/8 | ZB6AE6 | 3/9 | ZB6CA2 | 3/12 3/13 |
| XB6ECV6JP | 2/7 | XB6EDF4J1P | 2/9 | XB6EDW8J2P | 2/8 | ZB6AE8 | 3/9 | ZB6CA3 | 3/12 3/13 |
| XB6ECV8BP | 2/7 | XB6EDF4J2P | 2/9 | XB6ETI522P | 2/9 | ZB6AE9 | 3/9 | ZB6CA4 | 3/12 3/13 |
| XB6ECV8JP | 2/7 | XB6EDF5B1P | 2/9 | XB6ETI523P | 2/9 | ZB6AF0 | 3/10 | ZB6CA5 | 3/13 |
| XB6ECW1B1P | 2/8 | XB6EDF5B2P | 2/9 | XB6ETN521P | 2/9 | ZB6AF1 | 3/10 | ZB6CA6 | 3/13 |
| XB6ECW1B2P | 2/8 | XB6EDF5J1P | 2/9 | XYBY2U | 3/30 | ZB6AF3 | 3/10 | ZB6CA9 | 3/13 |
| XB6ECW1J1P | 2/8 | XB6EDF5J2P | 2/9 | | | ZB6AF4 | 3/10 | ZB6CD02 | 3/17 3/18 |
| XB6ECW1J2P | 2/8 | XB6EDF6B1P | 2/9 | Z | | ZB6AF5 | 3/10 | ZB6CD03 | 3/17 3/18 |
| XB6ECW3B1P | 2/8 | XB6EDF6B2P | 2/9 | ZB6 YA106 | 3/25 | ZB6AF6 | 3/10 | ZB6CD04 | 3/18 |
| XB6ECW3B2P | 2/8 | XB6EDF6J1P | 2/9 | ZB6AA0 | 3/13 | ZB6AF8 | 3/10 | ZB6CD05 | 3/18 |
| XB6ECW3J1P | 2/8 | XB6EDF6J2P | 2/9 | ZB6AA1 | 3/12 3/13 | ZB6AF9 | 3/10 | ZB6CD06 | 3/18 |
| XB6ECW3J2P | 2/8 | XB6EDF8B1P | 2/9 | ZB6AA2 | 3/12 3/13 | ZB6AGA | 3/21 | ZB6CD07 | 3/18 |
| XB6ECW3J2P | 2/8 | XB6EDF8B2P | 2/9 | ZB6AA3 | 3/12 3/13 | ZB6AGB | 3/21 | ZB6CD08 | 3/17 3/18 |
| XB6ECW4B1P | 2/8 | XB6EDF8J1P | 2/9 | ZB6AA4 | 3/12 3/13 | ZB6AGC | 3/19 3/21 | ZB6CD22 | 3/15 3/16 |
| XB6ECW4B2P | 2/8 | XB6EDF8J2P | 2/9 | ZB6AA5 | 3/13 | ZB6AGD | 3/21 | ZB6CD23 | 3/15 3/16 |
| XB6ECW4J1P | 2/8 | XB6EDG221P | 2/10 | ZB6AA6 | 3/13 | ZB6AGE | 3/21 | ZB6CD24 | 3/16 |
| XB6ECW4J2P | 2/8 | XB6EDG222P | 2/10 | ZB6AA9 | 3/13 | ZB6AGF | 3/21 | ZB6CD25 | 3/16 |
| XB6ECW5B1P | 2/8 | XB6EDG232P | 2/10 | ZB6AC1 | 3/13 | ZB6AGG | 3/21 | ZB6CD26 | 3/16 |
| XB6ECW5B2P | 2/8 | XB6EDV1BP | 2/7 | ZB6AC2 | 3/13 | ZB6AGH | 3/19 3/21 | ZB6CD27 | 3/16 |
| XB6ECW5J1P | 2/8 | XB6EDV1JP | 2/7 | ZB6AC3 | 3/13 | ZB6AGJ | 3/21 | ZB6CD28 | 3/16 |
| XB6ECW5J2P | 2/8 | XB6EDV3BP | 2/7 | ZB6AC5 | 3/13 | ZB6AGK | 3/21 | ZB6CD42 | 3/16 |
| XB6ECW6B1P | 2/8 | XB6EDV3JP | 2/7 | ZB6AC6 | 3/13 | ZB6AGL | 3/21 | ZB6CD43 | 3/16 |
| XB6ECW6B2P | 2/8 | XB6EDV4BP | 2/7 | ZB6AC6 | 3/13 | ZB6AGM | 3/21 | ZB6CD44 | 3/16 |
| XB6ECW6J1P | 2/8 | XB6EDV4JP | 2/7 | ZB6AD02 | 3/17 3/18 | ZB6AGN | 3/21 | ZB6CD45 | 3/16 |
| XB6ECW6J2P | 2/8 | XB6EDV5BP | 2/7 | ZB6AD03 | 3/17 3/18 | ZB6AGP | 3/21 | ZB6CD46 | 3/16 |
| XB6ECW8B1P | 2/8 | XB6EDV5JP | 2/7 | ZB6AD04 | 3/18 | ZB6AGQ | 3/21 | ZB6CD47 | 3/16 |
| XB6ECW8B2P | 2/8 | XB6EDV6BP | 2/7 | ZB6AD05 | 3/18 | ZB6AGR | 3/21 | ZB6CD48 | 3/16 |
| XB6ECW8J1P | 2/8 | XB6EDV6JP | 2/7 | ZB6AD06 | 3/18 | ZB6AGS | 3/21 | ZB6CE1 | 3/8 3/9 |
| XB6ECW8J2P | 2/8 | XB6EDV8BP | 2/7 | ZB6AD07 | 3/18 | ZB6AGT | 3/21 | ZB6CE3 | 3/8 3/9 |
| XB6EDA11P | 2/6 | XB6EDV8JP | 2/7 | ZB6AD08 | 3/17 3/18 | ZB6AS834 | 3/14 | ZB6CE4 | 3/8 3/9 |
| XB6EDA12P | 2/6 | XB6EDW1B1P | 2/8 | ZB6AD22 | 3/15 3/16 | ZB6AS934 | 3/14 | ZB6CE5 | 3/9 |
| XB6EDA21P | 2/6 | XB6EDW1B2P | 2/8 | ZB6AD23 | 3/15 3/16 | ZB6AV0 | 3/11 | ZB6CE6 | 3/9 |
| XB6EDA22P | 2/6 | XB6EDW1J1P | 2/8 | ZB6AD24 | 3/16 | ZB6AV1 | 3/11 | ZB6CE8 | 3/9 |
| XB6EDA31P | 2/6 | XB6EDW1J2P | 2/8 | ZB6AD25 | 3/16 | ZB6AV3 | 3/11 | ZB6CE9 | 3/9 |
| XB6EDA32P | 2/6 | XB6EDW3B1P | 2/8 | ZB6AD26 | 3/16 | ZB6AV4 | 3/11 | ZB6CF0 | 3/10 |
| XB6EDA41P | 2/6 | XB6EDW3B2P | 2/8 | ZB6AD27 | 3/16 | ZB6AV5 | 3/11 | ZB6CF1 | 3/10 |
| XB6EDA42P | 2/6 | XB6EDW3J1P | 2/8 | ZB6AD28 | 3/16 | ZB6AV6 | 3/11 | ZB6CF3 | 3/10 |
| XB6EDA51P | 2/6 | XB6EDW3J2P | 2/8 | ZB6AD42 | 3/16 | ZB6AV8 | 3/11 | ZB6CF4 | 3/10 |
| XB6EDA52P | 2/6 | XB6EDW4B1P | 2/8 | ZB6AD43 | 3/16 | ZB6AV9 | 3/11 | ZB6CF5 | 3/10 |
| XB6EDA61P | 2/6 | XB6EDW4B2P | 2/8 | ZB6AD44 | 3/16 | ZB6AW0 | 3/9 | ZB6CF6 | 3/10 |
| XB6EDA62P | 2/6 | XB6EDW4J1P | 2/8 | ZB6AD45 | 3/16 | ZB6AW1 | 3/8 3/9 | ZB6CF8 | 3/10 |
| XB6EDD221P | 2/10 | XB6EDW4J2P | 2/8 | ZB6AD46 | 3/16 | ZB6AW3 | 3/8 3/9 | ZB6CF9 | 3/10 |
| XB6EDD222P | 2/10 | XB6EDW5B1P | 2/8 | ZB6AD47 | 3/16 | ZB6AW4 | 3/8 3/9 | ZB6CGA | 3/20 |
| XB6EDD232P | 2/10 | XB6EDW5B2P | 2/8 | ZB6AD48 | 3/16 | ZB6AW5 | 3/9 | ZB6CGB | 3/20 |
| XB6EDF1B1P | 2/9 | XB6EDW5J1P | 2/8 | ZB6AE1 | 3/8 3/9 | ZB6AW6 | 3/9 | ZB6CGC | 3/19 3/20 |
| XB6EDF1B2P | 2/9 | XB6EDW5J2P | 2/8 | ZB6AE3 | 3/8 3/9 | ZB6AW8 | 3/9 | ZB6CGD | 3/20 |
| XB6EDF1J1P | 2/9 | XB6EDW6B1P | 2/8 | ZB6AE4 | 3/8 3/9 | ZB6AW9 | 3/9 | ZB6CGE | 3/20 |
| XB6EDF1J2P | 2/9 | XB6EDW6B2P | 2/8 | ZB6AE5 | 3/9 | ZB6CA0 | 3/13 | | |
| XB6EDF3B1P | 2/9 | XB6EDW6J1P | 2/8 | | | ZB6CA1 | 3/12 3/13 | | |
| XB6EDF3B2P | 2/9 | XB6EDW6J2P | 2/8 | | | | | | |
| XB6EDF3J1P | 2/9 | XB6EDW8B1P | 2/8 | | | | | | |
| XB6EDF3J2P | 2/9 | XB6EDW8B2P | 2/8 | | | | | | |
| XB6EDF4B1P | 2/9 | | | | | | | | |

| | | | | | | | | | |
|---------|--------------|---------|------------|---------|--------------|----------|--------------|----------|--------------|
| ZB6CGF | 3/20 | ZB6DD25 | 3/16 | ZB6DV8 | 3/11 | ZB6Y004 | 3/31 | ZB6Y2287 | 3/29 |
| ZB6CGG | 3/20 | ZB6DD26 | 3/16 | ZB6DV9 | 3/11 | ZB6Y005 | 2/11 3/31 | ZB6Y2303 | 3/29 |
| ZB6CGH | 3/19 3/20 | ZB6DD27 | 3/16 | ZB6DW0 | 3/8 3/9 | ZB6Y006 | 3/31 | ZB6Y2304 | 3/29 |
| ZB6CGJ | 3/20 | ZB6DD28 | 3/16 | ZB6DW1 | 3/8 3/9 | ZB6Y006A | 3/31 | ZB6Y2305 | 3/29 |
| ZB6CGK | 3/20 | ZB6DD42 | 3/16 | ZB6DW3 | 3/8 3/9 | ZB6Y007 | 3/31 | ZB6Y2306 | 3/29 |
| ZB6CGL | 3/20 | ZB6DD43 | 3/16 | ZB6DW4 | 3/8 3/9 | ZB6Y008 | 3/31 | ZB6Y2307 | 3/29 |
| ZB6CGM | 3/20 | ZB6DD44 | 3/16 | ZB6DW5 | 3/9 | ZB6Y009 | 3/22 | ZB6Y2308 | 3/29 |
| ZB6CGN | 3/20 | ZB6DD45 | 3/16 | ZB6DW6 | 3/9 | ZB6Y010 | 3/31 | ZB6Y2309 | 3/29 |
| ZB6CGP | 3/20 | ZB6DD46 | 3/16 | ZB6DW8 | 3/9 | ZB6Y011 | 3/22 | ZB6Y2310 | 3/29 |
| ZB6CGQ | 3/20 | ZB6DD47 | 3/16 | ZB6DW9 | 3/9 | ZB6Y016 | 3/31 | ZB6Y2311 | 3/29 |
| ZB6CGR | 3/20 | ZB6DD48 | 3/16 | ZB6E1A | 3/23 | ZB6Y018 | 3/31 | ZB6Y2312 | 3/29 |
| ZB6CGS | 3/20 | ZB6DE1 | 3/8 3/9 | ZB6E1B | 3/23 | ZB6Y019 | 3/31 | ZB6Y2313 | 3/29 |
| ZB6CGT | 3/20 | ZB6DE3 | 3/8 3/9 | ZB6E1D | 3/23 | ZB6Y020 | 3/31 | ZB6Y2314 | 3/29 |
| ZB6CV0 | 3/11 | ZB6DE4 | 3/8 3/9 | ZB6E1E | 3/23 | ZB6Y1001 | 3/28 | ZB6Y2323 | 3/29 |
| ZB6CV1 | 3/11 | ZB6DE5 | 3/9 | ZB6E2A | 3/23 | ZB6Y1900 | 3/28 | ZB6Y2334 | 3/29 |
| ZB6CV3 | 3/11 | ZB6DE6 | 3/9 | ZB6E2B | 3/23 | ZB6Y2001 | 3/28 | ZB6Y2387 | 3/29 |
| ZB6CV4 | 3/11 | ZB6DE8 | 3/9 | ZB6E2D | 3/23 | ZB6Y201 | 3/31 | ZB6Y2403 | 3/29 |
| ZB6CV5 | 3/11 | ZB6DE9 | 3/9 | ZB6E2E | 3/23 | ZB6Y202 | 3/31 | ZB6Y2404 | 3/29 |
| ZB6CV6 | 3/11 | ZB6DF0 | 3/10 | ZB6EB1A | 3/23 | ZB6Y203 | 3/31 | ZB6Y2405 | 3/29 |
| ZB6CV8 | 3/11 | ZB6DF1 | 3/10 | ZB6EB1B | 3/11 3/23 | ZB6Y2103 | 3/29 | ZB6Y2406 | 3/29 |
| ZB6CV9 | 3/11 | ZB6DF3 | 3/10 | ZB6EB3A | 3/23 | ZB6Y2104 | 3/29 | ZB6Y2408 | 3/29 |
| ZB6CW0 | 3/9 | ZB6DF4 | 3/10 | ZB6EB3B | 3/11 3/23 | ZB6Y2105 | 3/29 | ZB6Y2409 | 3/29 |
| ZB6CW1 | 3/8 3/9 | ZB6DF5 | 3/10 | ZB6EB4A | 3/23 | ZB6Y2106 | 3/29 | ZB6Y2410 | 3/29 |
| ZB6CW3 | 3/8 3/9 | ZB6DF6 | 3/10 | ZB6EB4B | 3/11 3/23 | ZB6Y2107 | 3/29 | ZB6Y2411 | 3/29 |
| ZB6CW4 | 3/8 3/9 | ZB6DF8 | 3/10 | ZB6EB5A | 3/23 | ZB6Y2108 | 3/29 | ZB6Y2412 | 3/29 |
| ZB6CW5 | 3/9 | ZB6DF9 | 3/10 | ZB6EB5B | 3/11 3/23 | ZB6Y2109 | 3/29 | ZB6Y2413 | 3/29 |
| ZB6CW6 | 3/9 | ZB6DGA | 3/19 | ZB6EB6A | 3/23 | ZB6Y2110 | 3/29 | ZB6Y2414 | 3/29 |
| ZB6CW8 | 3/9 | ZB6DGB | 3/19 | ZB6EB6B | 3/23 | ZB6Y2111 | 3/29 | ZB6Y2423 | 3/29 |
| ZB6CW9 | 3/9 | ZB6DGC | 3/19 | ZB6EB8A | 3/23 | ZB6Y2112 | 3/29 | ZB6Y2434 | 3/29 |
| ZB6DA0 | 3/13 | ZB6DGD | 3/19 | ZB6EG0B | 3/23 | ZB6Y2113 | 3/29 | ZB6Y2900 | 3/28 |
| ZB6DA1 | 3/12 3/13 | ZB6DGE | 3/19 | ZB6EG1B | 3/23 | ZB6Y2114 | 3/29 | ZB6Y3001 | 3/28 |
| ZB6DA2 | 3/12 3/13 | ZB6DGF | 3/19 | ZB6EG3B | 3/23 | ZB6Y2123 | 3/29 | ZB6Y3900 | 3/28 |
| ZB6DA3 | 3/12 3/13 | ZB6DGG | 3/19 | ZB6EG4B | 3/23 | ZB6Y2134 | 3/29 | ZB6Y4001 | 3/28 |
| ZB6DA4 | 3/12 3/13 | ZB6DGH | 3/19 | ZB6EG5B | 3/23 | ZB6Y2178 | 3/28 | ZB6Y4900 | 3/28 |
| ZB6DA5 | 3/13 | ZB6DGJ | 3/19 | ZB6EG6B | 3/23 | ZB6Y2179 | 3/28 | ZB6Y56 | 2/11 |
| ZB6DA6 | 3/13 | ZB6DGK | 3/19 | ZB6EG8B | 3/23 | ZB6Y2186 | 3/28 | ZB6Y7001 | 3/30 |
| ZB6DA9 | 3/13 | ZB6DGL | 3/19 | ZB6EH0A | 3/23 | ZB6Y2187 | 3/29 | ZB6Y7130 | 3/30 |
| ZB6DD02 | 3/17 3/18 | ZB6DGM | 3/19 | ZB6EH0B | 3/23 | ZB6Y2190 | 3/28 | ZB6Y7230 | 3/30 |
| ZB6DD03 | 3/17 3/18 | ZB6DGN | 3/19 | ZB6EM0B | 3/23 | ZB6Y2203 | 3/29 | ZB6Y7330 | 3/30 |
| ZB6DD04 | 3/18 | ZB6DGP | 3/19 | ZB6EM1B | 3/23 | ZB6Y2204 | 3/29 | ZB6Y7430 | 3/30 |
| ZB6DD05 | 3/18 | ZB6DGR | 3/19 | ZB6EM3B | 3/23 | ZB6Y2205 | 3/29 | ZB6Y7630 | 3/30 |
| ZB6DD06 | 3/18 | ZB6DGS | 3/19 | ZB6EM4B | 3/23 | ZB6Y2206 | 3/29 | ZB6Y905 | 2/11 3/31 |
| ZB6DD07 | 3/18 | ZB6DGT | 3/19 | ZB6EM5B | 3/23 | ZB6Y2207 | 3/29 | ZB6Y906 | 3/31 |
| ZB6DD08 | 3/17 3/18 | ZB6DP2 | 3/16 | ZB6EM6B | 3/23 | ZB6Y2208 | 3/29 | ZB6YA001 | 2/11 3/31 |
| ZB6DD22 | 3/15 3/16 | ZB6DV0 | 3/11 | ZB6EM8B | 3/23 | ZB6Y2209 | 3/29 | ZB6YA002 | 3/31 |
| ZB6DD23 | 3/15 3/16 | ZB6DV1 | 3/11 | ZB6Y001 | 3/31 | ZB6Y2210 | 3/29 | ZB6YA003 | 3/30 |
| ZB6DD24 | 3/16 | ZB6DV3 | 3/11 | ZB6Y002 | 3/31 | ZB6Y2211 | 3/29 | ZB6YA006 | 3/31 |
| | | ZB6DV4 | 3/11 | ZB6Y003 | 3/31 | ZB6Y2212 | 3/29 | ZB6YA013 | 3/30 |
| | | ZB6DV5 | 3/11 | | | ZB6Y2213 | 3/29 | ZB6YA100 | 3/25 |
| | | ZB6DV6 | 3/11 | | | ZB6Y2214 | 3/29 | ZB6YA101 | 3/25 |
| | | | | | | ZB6Y2223 | 3/29 | ZB6YA102 | 3/25 |
| | | | | | | ZB6Y2234 | 3/29 | ZB6YA103 | 3/25 |

| | | | | | | | | | |
|----------|------|----------|------|----------|------|----------|--------------|----------|------|
| ZB6YA104 | 3/25 | ZB6YA232 | 3/27 | ZB6YC111 | 3/25 | ZB6YC317 | 3/26 | ZB6YD116 | 3/26 |
| ZB6YA105 | 3/25 | ZB6YA233 | 3/27 | ZB6YC112 | 3/26 | ZB6YC318 | 3/26 | ZB6YD117 | 3/26 |
| ZB6YA107 | 3/25 | ZB6YA234 | 3/27 | ZB6YC113 | 3/26 | ZB6YC340 | 3/26 | ZB6YD118 | 3/26 |
| ZB6YA108 | 3/25 | ZB6YA311 | 3/25 | ZB6YC114 | 3/26 | ZB6YC410 | 3/25 | ZB6YD119 | 3/27 |
| ZB6YA109 | 3/25 | ZB6YA316 | 3/26 | ZB6YC115 | 3/26 | ZB6YC423 | 3/26 | ZB6YD120 | 3/27 |
| ZB6YA111 | 3/25 | ZB6YA317 | 3/26 | ZB6YC116 | 3/26 | ZB6YC424 | 3/26 | ZB6YD121 | 3/27 |
| ZB6YA112 | 3/26 | ZB6YA318 | 3/26 | ZB6YC117 | 3/26 | ZB6YC425 | 3/26 | ZB6YD122 | 3/27 |
| ZB6YA113 | 3/26 | ZB6YA340 | 3/26 | ZB6YC118 | 3/26 | ZB6YC441 | 3/26 | ZB6YD127 | 3/27 |
| ZB6YA114 | 3/26 | ZB6YA410 | 3/25 | ZB6YC119 | 3/27 | ZB6YC626 | 3/26 | ZB6YD128 | 3/27 |
| ZB6YA115 | 3/26 | ZB6YA423 | 3/26 | ZB6YC120 | 3/27 | ZB6YCA1 | 3/24 | ZB6YD129 | 3/26 |
| ZB6YA116 | 3/26 | ZB6YA424 | 3/26 | ZB6YC121 | 3/27 | ZB6YCA2 | 3/24 | ZB6YD130 | 3/27 |
| ZB6YA117 | 3/26 | ZB6YA425 | 3/26 | ZB6YC122 | 3/27 | ZB6YCA3 | 3/24 | ZB6YD131 | 3/27 |
| ZB6YA118 | 3/26 | ZB6YA441 | 3/26 | ZB6YC127 | 3/27 | ZB6YCA4 | 3/24 | ZB6YD132 | 3/27 |
| ZB6YA119 | 3/27 | ZB6YA626 | 3/26 | ZB6YC128 | 3/27 | ZB6YCA5 | 3/24 | ZB6YD133 | 3/27 |
| ZB6YA120 | 3/27 | ZB6YAA1 | 3/24 | ZB6YC129 | 3/26 | ZB6YCA6 | 3/24 | ZB6YD134 | 3/27 |
| ZB6YA121 | 3/27 | ZB6YAA2 | 3/24 | ZB6YC130 | 3/27 | ZB6YCE1 | 3/24 | ZB6YD2 | 3/18 |
| ZB6YA122 | 3/27 | ZB6YAA3 | 3/24 | ZB6YC131 | 3/27 | ZB6YCE3 | 3/24 | ZB6YD20 | 3/28 |
| ZB6YA127 | 3/27 | ZB6YAA4 | 3/24 | ZB6YC132 | 3/27 | ZB6YCE4 | 3/24 | ZB6YD200 | 3/25 |
| ZB6YA128 | 3/27 | ZB6YAA5 | 3/24 | ZB6YC133 | 3/27 | ZB6YCE5 | 3/24 | ZB6YD201 | 3/25 |
| ZB6YA129 | 3/26 | ZB6YAA6 | 3/24 | ZB6YC134 | 3/27 | ZB6YCE6 | 3/24 | ZB6YD202 | 3/25 |
| ZB6YA130 | 3/27 | ZB6YAE1 | 3/24 | ZB6YC200 | 3/25 | ZB6YCE8 | 3/24 | ZB6YD203 | 3/25 |
| ZB6YA131 | 3/27 | ZB6YAE3 | 3/24 | ZB6YC201 | 3/25 | ZB6YCV1 | 3/24 | ZB6YD204 | 3/25 |
| ZB6YA132 | 3/27 | ZB6YAE4 | 3/24 | ZB6YC202 | 3/25 | ZB6YCV3 | 3/24 | ZB6YD205 | 3/25 |
| ZB6YA133 | 3/27 | ZB6YAE5 | 3/24 | ZB6YC203 | 3/25 | ZB6YCV4 | 3/24 | ZB6YD206 | 3/25 |
| ZB6YA134 | 3/27 | ZB6YAE6 | 3/24 | ZB6YC204 | 3/25 | ZB6YCV5 | 3/24 | ZB6YD207 | 3/25 |
| ZB6YA200 | 3/25 | ZB6YAE8 | 3/24 | ZB6YC205 | 3/25 | ZB6YCV6 | 3/24 | ZB6YD208 | 3/25 |
| ZB6YA201 | 3/25 | ZB6YAV1 | 3/24 | ZB6YC206 | 3/25 | ZB6YCV8 | 3/24 | ZB6YD209 | 3/25 |
| ZB6YA202 | 3/25 | ZB6YAV3 | 3/24 | ZB6YC207 | 3/25 | ZB6YCW1 | 3/24 | ZB6YD21 | 3/28 |
| ZB6YA203 | 3/25 | ZB6YAV4 | 3/24 | ZB6YC208 | 3/25 | ZB6YCW3 | 3/24 | ZB6YD210 | 3/25 |
| ZB6YA204 | 3/25 | ZB6YAV5 | 3/24 | ZB6YC209 | 3/25 | ZB6YCW4 | 3/24 | ZB6YD212 | 3/26 |
| ZB6YA205 | 3/25 | ZB6YAV6 | 3/24 | ZB6YC210 | 3/25 | ZB6YCW5 | 3/24 | ZB6YD213 | 3/26 |
| ZB6YA206 | 3/25 | ZB6YAV8 | 3/24 | ZB6YC212 | 3/26 | ZB6YCW6 | 3/24 | ZB6YD214 | 3/26 |
| ZB6YA207 | 3/25 | ZB6YAW1 | 3/24 | ZB6YC213 | 3/26 | ZB6YCW8 | 3/24 | ZB6YD215 | 3/26 |
| ZB6YA208 | 3/25 | ZB6YAW3 | 3/24 | ZB6YC214 | 3/26 | ZB6YD001 | 2/11 3/31 | ZB6YD219 | 3/27 |
| ZB6YA209 | 3/25 | ZB6YAW4 | 3/24 | ZB6YC215 | 3/26 | ZB6YD002 | 3/31 | ZB6YD22 | 3/28 |
| ZB6YA210 | 3/25 | ZB6YAW5 | 3/24 | ZB6YC219 | 3/27 | ZB6YD003 | 3/30 | ZB6YD220 | 3/27 |
| ZB6YA212 | 3/26 | ZB6YAW6 | 3/24 | ZB6YC220 | 3/27 | ZB6YD013 | 3/30 | ZB6YD221 | 3/27 |
| ZB6YA213 | 3/26 | ZB6YAW8 | 3/24 | ZB6YC221 | 3/27 | ZB6YD100 | 3/25 | ZB6YD222 | 3/27 |
| ZB6YA214 | 3/26 | ZB6YB028 | 3/31 | ZB6YC222 | 3/27 | ZB6YD101 | 3/25 | ZB6YD223 | 3/26 |
| ZB6YA215 | 3/26 | ZB6YC002 | 3/31 | ZB6YC223 | 3/26 | ZB6YD102 | 3/25 | ZB6YD224 | 3/26 |
| ZB6YA219 | 3/27 | ZB6YC003 | 3/30 | ZB6YC224 | 3/26 | ZB6YD103 | 3/25 | ZB6YD225 | 3/26 |
| ZB6YA220 | 3/27 | ZB6YC013 | 3/30 | ZB6YC225 | 3/26 | ZB6YD104 | 3/25 | ZB6YD227 | 3/27 |
| ZB6YA221 | 3/27 | ZB6YC100 | 3/25 | ZB6YC227 | 3/27 | ZB6YD105 | 3/25 | ZB6YD228 | 3/27 |
| ZB6YA222 | 3/27 | ZB6YC101 | 3/25 | ZB6YC228 | 3/27 | ZB6YD106 | 3/25 | ZB6YD229 | 3/26 |
| ZB6YA223 | 3/26 | ZB6YC102 | 3/25 | ZB6YC229 | 3/26 | ZB6YD107 | 3/25 | ZB6YD230 | 3/27 |
| ZB6YA224 | 3/26 | ZB6YC103 | 3/25 | ZB6YC230 | 3/27 | ZB6YD108 | 3/25 | ZB6YD231 | 3/27 |
| ZB6YA225 | 3/26 | ZB6YC104 | 3/25 | ZB6YC231 | 3/27 | ZB6YD109 | 3/25 | ZB6YD232 | 3/27 |
| ZB6YA227 | 3/27 | ZB6YC105 | 3/25 | ZB6YC232 | 3/27 | ZB6YD111 | 3/25 | ZB6YD233 | 3/27 |
| ZB6YA228 | 3/27 | ZB6YC106 | 3/25 | ZB6YC233 | 3/27 | ZB6YD112 | 3/26 | ZB6YD234 | 3/27 |
| ZB6YA229 | 3/26 | ZB6YC107 | 3/25 | ZB6YC234 | 3/27 | ZB6YD113 | 3/26 | ZB6YD30 | 3/28 |
| ZB6YA230 | 3/27 | ZB6YC108 | 3/25 | ZB6YC311 | 3/25 | ZB6YD114 | 3/26 | ZB6YD31 | 3/28 |
| ZB6YA231 | 3/27 | ZB6YC109 | 3/25 | ZB6YC316 | 3/26 | ZB6YD115 | 3/26 | ZB6YD311 | 3/25 |

| | | | |
|----------|----------------------|----------|------------------------------|
| ZB6YD316 | 3/26 | ZB6Z2B | 3/12 3/22 |
| ZB6YD317 | 3/26 | ZB6Z3B | 3/22 |
| ZB6YD318 | 3/26 | ZB6Z4B | 3/14 3/22 |
| ZB6YD32 | 3/28 | | 3/12 3/15 3/19 3/22 |
| ZB6YD340 | 3/26 | ZB6Z5B | 3/8 3/22 |
| ZB6YD4 | 3/18 | ZB6ZB11B | 3/8 3/10 3/17 3/22 |
| ZB6YD410 | 3/25 | | 3/8 3/10 3/17 3/22 |
| ZB6YD423 | 3/26 | ZB6ZB15B | 3/8 3/10 3/17 3/22 |
| ZB6YD424 | 3/26 | | 3/8 3/10 3/17 3/22 |
| ZB6YD425 | 3/26 | ZB6ZB31B | 3/8 3/10 3/22 |
| ZB6YD441 | 3/26 | | 3/8 3/10 3/17 3/22 |
| ZB6YD626 | 3/26 | ZB6ZB35B | 3/8 3/10 3/17 3/22 |
| ZB6YDA1 | 3/24 | | 3/8 3/10 3/17 3/22 |
| ZB6YDA2 | 3/24 | ZB6ZB42B | 3/8 3/10 3/22 |
| ZB6YDA3 | 3/24 | | 3/8 3/10 3/17 3/22 |
| ZB6YDA4 | 3/24 | | 3/8 3/10 3/17 3/22 |
| ZB6YDA5 | 3/24 | ZB6ZB45B | 3/8 3/10 3/17 3/22 |
| ZB6YDA6 | 3/24 | | 3/8 3/10 3/17 3/22 |
| ZB6YDE1 | 3/24 | ZB6ZB51B | 3/22 |
| ZB6YDE3 | 3/24 | ZB6ZB52B | 3/22 |
| ZB6YDE4 | 3/24 | ZB6ZB55B | 3/22 |
| ZB6YDE5 | 3/24 | ZB6ZB65B | 3/22 |
| ZB6YDE6 | 3/24 | ZB6ZH01B | 3/22 |
| ZB6YDE8 | 3/24 | ZB6ZH02B | 3/22 |
| ZB6YDV1 | 3/24 | ZB6ZH05B | 3/22 |
| ZB6YDV3 | 3/24 | | |
| ZB6YDV4 | 3/24 | | |
| ZB6YDV5 | 3/24 | | |
| ZB6YDV6 | 3/24 | | |
| ZB6YDV8 | 3/24 | | |
| ZB6YDW1 | 3/24 | | |
| ZB6YDW3 | 3/24 | | |
| ZB6YDW4 | 3/24 | | |
| ZB6YDW5 | 3/24 | | |
| ZB6YDW6 | 3/24 | | |
| ZB6YDW8 | 3/24 | | |
| ZB6YF01 | 2/11 | | |
| ZB6YF02 | 2/11 | | |
| ZB6YF03 | 2/11 | | |
| ZB6YF04 | 2/11 | | |
| ZB6YF05 | 2/11 | | |
| ZB6YG095 | 3/31 | | |
| ZB6YJ012 | 3/31 | | |
| ZB6YK1 | 3/17 3/18 | | |
| ZB6YK3 | 3/17 3/18 | | |
| ZB6YK4 | 3/17 3/18 | | |
| ZB6YK5 | 3/18 | | |
| ZB6YK6 | 3/18 | | |
| ZB6YK8 | 3/18 | | |
| ZB6Z1B | 3/12 3/15 3/22 | | |



www.schneider-electric.com/control

Schneider Electric Industries SAS

Head Office
35, rue Joseph Monier
F-92500 Rueil-Malmaison
France

The information provided in this documentation contains general descriptions and/or technical characteristics of the performance of the products contained herein. This documentation is not intended as a substitute for and is not to be used for determining suitability or reliability of these products for specific user applications. It is the duty of any such user or integrator to perform the appropriate and complete risk analysis, evaluation and testing of the products with respect to the relevant specific application or use thereof. Neither Schneider Electric nor any of its affiliates or subsidiaries shall be responsible or liable for misuse of the information contained herein.

Design: Schneider Electric
Photos: Schneider Electric

X-ON Electronics

Largest Supplier of Electrical and Electronic Components

Click to view similar products for [Switch Actuators](#) category:

Click to view products by [Schneider](#) manufacturer:

Other Similar products are found below :

[LW1B-A0L](#) [LW1B-M0](#) [680-4000-00](#) [704.733.0](#) [G6083](#) [9PA24](#) [A019307](#) [14-415.036K](#) [HW1F-3G](#) [HW4L-M0](#) [200-.704-00](#) [JS-10008](#) [JS-10083](#) [JS-10118](#) [JS-10133](#) [JS-10277](#) [JS-150](#) [JS-552](#) [JS-555](#) [JS-6-B](#) [JS-91](#) [JS-94](#) [SAPT654133](#) [99-050.807](#) [SW53AA2](#) [LW2L-A0](#) [3E-12.0](#)
[468-10243-001](#) [51-030.002](#) [51-030.005](#) [JM-13](#) [JS-138-B](#) [JS-143-B](#) [JS-49](#) [JS-551](#) [JS-5-C](#) [KRR12](#) [LLDPZ00-000](#) [LS2Z1N](#) [110164](#)
[704.630.1](#) [704.730.0](#) [704.732.0](#) [704.732.1](#) [51-378.FAD](#) [6PA187-E6](#) [JS-85](#) [SAPT654133/BLK](#) [LS2Z52D](#) [LSZ65FD](#)