

Shock-Safe Fuseholder, 5 x 20 mm, Slotted Cap, IP 67



Closed fuseholder 5 x 20 mm
 slotted
 black
 Variant 2

Screw-on mounting
 from front side
 horizontal with slot

250 VAC · 2.5W/10A (VDE) · 250VAC/DC · 10A (UL/CSA)

See below:
[Approvals and Compliances](#)

Description

- Screw type fuse carrier


Unique Selling Proposition

- Complete protection against touch
- Protection against temporary submergence
- Compact design

Weblinks

[pdf data sheet](#), [html datasheet](#), [General Product Information](#), [Distributor-Stock-Check](#), [Accessories](#), [Detailed request for product](#), [Microsite](#)

Technical Data

| | |
|------------------------------|---|
| Shock-Safe Category | PC2 |
| Fuse-Link | 5 x 20 mm |
| Mounting | Panel mount, Front Side |
| Attachment | Fixing Nut |
| Terminal | Solder |
| Rated Voltage | 250VAC (VDE), 250VAC/DC (UL/CSA) |
| Rated current | 10A (VDE), 10A (UL/CSA) |
| Rated Power Acceptance IEC | 2.5W / 10A @ Ta 23°C Admissible power acceptance at higher ambient temperature see derating curves |
| Degree of Protection | IP67 |
| Protection Class | Suitable for appliances with protection class I acc. to IEC 61140 |
| Admissible Ambient Air Temp. | -40°C to 85°C |
| Climatic Category | 40/085/21 acc. to IEC 60068-1 |
| Material: Socket | Thermoset, black, UL 94V-0 |
| Material: Terminals | Copper alloy, tin-plated |
| Unit Weight | 5.95 g |
| Storage Conditions | 0°C to 60°C, max. 70% r.h. |
| Product Marking |  Type, Rated Voltage, Rated current, Certification marks |

| | |
|---------------------------------|---|
| Soldering Methods | Iron Soldering Profile |
| Solderability | 350°C / 2 sec acc. to IEC 60068-2-20, Test Ta, method 2 |
| Resistance to Soldering Heat | 350°C / 10 sec acc. to IEC 60068-2-20, Test Tb, method 2 |
| Solderability | 350°C / 2 sec acc. to IEC 60068-2-20, Test Ta, method 2 |
| Contact Resistance | ≤ 10 mΩ at 100 mA acc. to IEC 60127-6 |
| Dielectric Strength | > 3kV > 4kV between life parts (50Hz: 1 min) |
| Impulse Withstand Voltage | > 4kV between life parts > 6kV between life parts |
| Insulation Resistance | > 10 MΩ between life parts > 100 MΩ between life parts (500VDC: 1 min) |
| Overvoltage Category | III acc. to IEC 60664-1 |
| Pollution Degree | 3 acc. to IEC 60664-1 |
| Admissible Torque on Fixing Nut | max 1.2 Nm |
| Panel Thickness | max 6 mm |

Approvals and Compliances



Detailed information on product approvals, code requirements, usage instructions and detailed test conditions can be looked up in [Details about Approvals](#)

SCHURTER products are designed for use in industrial environments. They have approvals from independent testing bodies according to national and international standards. Products with specific characteristics and requirements such as required in the automotive sector according to IATF 16949, medical technology according to ISO 13485 or in the aerospace industry can be offered exclusively with customer-specific, individual agreements by SCHURTER.

Approvals




The approval mark is used by the testing authorities to certify compliance with the safety requirements placed on electronic products.

Approval Reference Type: FIN

| Approval Logo | Certificates | Certification Body | Description |
|---|-------------------------------|--------------------|--------------------------------|
|  | VDE Approvals | VDE | VDE Certificate Number: 133472 |
|  | UL Approvals | UL | UL File Number: E39328 |



Product standards

Product standards that are referenced

| Organization | Design | Standard | Description |
|--|-----------------------|----------------------|--|
|  | Designed according to | IEC 60127-6 | Miniature fuses. Part 6. Fuse-holders for miniature fuse-links |
|  | Designed according to | UL 4248-1 | Industrial Control Equipment |
|  | Designed according to | CSA C22.2 no. 4248.1 | Industrial Control Equipment |







Application standards

Application standards where the product can be used

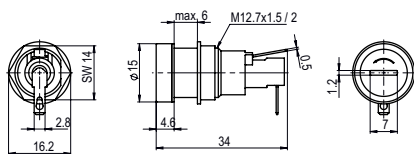
| Organization | Design | Standard | Description |
|--|--------------------------------|----------------|--|
|  | Designed for applications acc. | IEC/UL 62368-1 | Audio/video, information and communication technology equipment - Part 1: Safety requirements |
|  | Designed for applications acc. | IEC 60335-1 | Safety of electrical appliances for household and similar purposes. Meets the requirements for appliances in unattended use. This includes the enhanced requirements of glow wire tests acc. to IEC 60695-2-11 or -12 & -13. |

Compliances

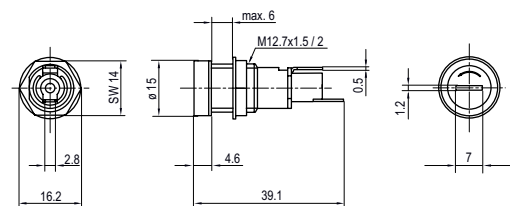
The product complies with following Guide Lines

| Identification | Details | Initiator | Description |
|--|--|-------------|---|
|  | CE declaration of conformity | SCHURTER AG | The CE marking declares that the product complies with the applicable requirements laid down in the harmonisation of Community legislation on its affixing in accordance with EU Regulation 765/2008. |
|  | UKCA declaration of conformity | SCHURTER AG | The UKCA marking declares that the product complies with the applicable requirements laid down in the British Amendment of Regulation (EC) 765/2008. |
|  | RoHS | SCHURTER AG | Directive RoHS 2011/65/EU, Amendment (EU) 2015/863 |
|  | China RoHS | SCHURTER AG | The law SJ / T 11363-2006 (China RoHS) has been in force since 1 March 2007. It is similar to the EU directive RoHS. |
|  | REACH | SCHURTER AG | On 1 June 2007, Regulation (EC) No 1907/2006 on the Registration, Evaluation, Authorization and Restriction of Chemicals 1 (abbreviated as "REACH") entered into force. |
|  | White Paper Glow wire test | SCHURTER AG | Meets the requirements of IEC 60335-1 for appliances in unattended use. This includes the enhanced requirements of glow wire tests acc. to IEC 60695-2-11 or -12 & -13. |

Dimension [mm]



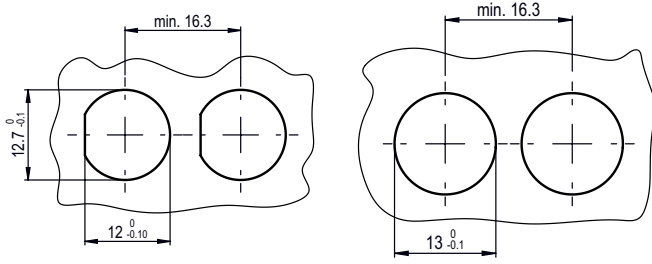
Variant 0031.1353



Variant 0031.1351

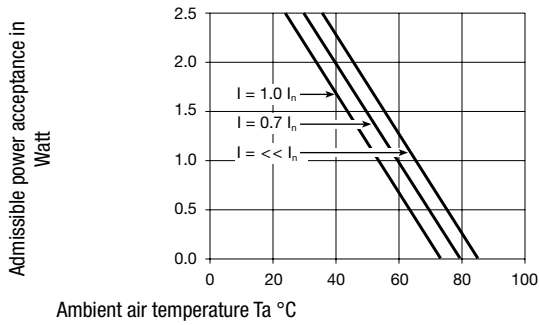
With Torsion

Without Torsion



Derating Curves

acc. to IEC



All Variants

| Holder | Cap | Terminal | Position End-Terminal | Degree of Protection | Order Number |
|--------|---------|----------|-----------------------|----------------------|--------------|
| ● | slotted | Solder | Straight to Fuse Axis | IP67 | 0031.1351 |
| ● | slotted | Solder | 90° to Fuse Axis | IP67 | 0031.1353 |

Most Popular.

Availability for all products can be searched real-time: <https://www.schurter.com/en/Stock-Check/Stock-Check-SCHURTER>

Quick-Connect Terminals on Request

Packaging Unit

Bulk (100 pcs.)

Accessories

Description



Nut for fuse holder
Mounting accessories for fuse holder



Designation plates for fuse holders
Marking plate for Fuseholders

X-ON Electronics

Largest Supplier of Electrical and Electronic Components

Click to view similar products for [Fuse Holder](#) category:

Click to view products by [Schurter](#) manufacturer:

Other Similar products are found below :

[570-290-741P40](#) [570-290-751P40](#) [020417G](#) [020418E](#) [6R30A1B](#) [F600A3B](#) [80910030](#) [8601.2020](#) [G15A2SPQ](#) [9-3557-GP REV A](#) [HDJ-B](#)
[R6J30A3S](#) [HFH-1](#) [RF30A1S](#) [RF30A2B](#) [RF30A3SP](#) [15600-08-10](#) [BK/FHN19G](#) [BK/HHM](#) [BK/HKP-CCHH](#) [BK/HKP-JJ](#) [BK/HTJ-LES-](#)
[FUSE](#) [HMG-241](#) [HTJ-LES-FUSE](#) [C4044-1](#) [2086-1](#) [2193](#) [2602](#) [2650](#) [178.000100](#) [FHN31G1](#) [T30A2B](#) [G4PB8](#) [2660](#) [2799](#) [CQ-209V](#) [HKP-](#)
[CCHH](#) [R6F30A2S](#) [341001A](#) [345621A](#) [CVRMCC](#) [4202](#) [4407](#) [4408](#) [4413](#) [4423](#) [4532](#) [4537](#) [TSD1404-12](#) [BK/FHN31G1](#)