

Surface Mount Fuse, 1.05 x 0.55 mm, Super-Quick-Acting FF, 32 VDC



UL 248-14 · 32VDC · Super-Quick-Acting FF

See below:
[Approvals and Compliances](#)

Description

- UL characteristic
- Low melting I²t-values, fast interruption
- Marking optional
- Impermeable to potting compound

Unique Selling Proposition

- Space constrained applications

Applications

- Secondary Protection
- Circuits without inrush
- Semiconductor protection
- Digital Consumer Electronics

References

[Packaging Details](#)

Weblinks

[pdf data sheet](#), [html datasheet](#), [General Product Information](#), [Packaging details](#), [Distributor-Stock-Check](#), [Detailed request for product](#), [Microsite](#)

Technical Data

Rated Voltage	32VDC
Rated current	0.25 - 5A
Breaking Capacity	35A
Characteristic	Super-Quick-Acting FF
Mounting	PCB,SMT
Admissible Ambient Air Temp.	-55°C to 90°C
Climatic Category	55/125/21 acc. to IEC 60068-1
Material: Housing	Thermoset
Material: Terminals	Gold-Plated Copper Alloy
Unit Weight	0.004 g
Storage Conditions	0°C to 60°C, max. 70% r.h.
Product Marking	see table of variants

Soldering Methods	Reflow Soldering Profile
Solderability	245°C / 3 sec acc. to IEC 60068-2-58, Test Td
Resistance to Soldering Heat	260 +0/-5°C / 30 sec acc. to IPC/JEDEC J-STD-020D, Level 1
Moisture Sensitivity Level	MSL 1, J-STD-020
Case Resistance	acc. to EIA/IS-722, Test 4.7 >100 MΩ (between leads and body)
Flammability	min. UL 94V-1 (acc. to EIA/IS-722, Test 4.12)
Moisture Resistance Test	MIL-STD-202, Method 106E (50 cycles in a temp./mister chamber)
Resistance to Solvents	MIL-STD-202, Method 215
Terminal Strength	MIL-STD-202, Method 211A (Deflection of board 1 mm for 1 minute)

Approvals and Compliances


Detailed information on product approvals, code requirements, usage instructions and detailed test conditions can be looked up in [Details about Approvals](#)

SCHURTER products are designed for use in industrial environments. They have approvals from independent testing bodies according to national and international standards. Products with specific characteristics and requirements such as required in the automotive sector according to IATF 16949, medical technology according to ISO 13485 or in the aerospace industry can be offered exclusively with customer-specific, individual agreements by SCHURTER.

Approvals



The approval mark is used by the testing authorities to certify compliance with the safety requirements placed on electronic products.

Approval Reference Type: USF 0402

Approval Logo	Certificates	Certification Body	Description
	UL Approvals	UL	UL File Number: E41599
	CSA Approvals	CSA	CSA Certification Record: 248899


Product standards

Product standards that are referenced

Organization	Design	Standard	Description
	Designed according to	UL 248-14	Low voltage fuses - Part 14: Additional fuses
	Designed according to	CSA22.2 No. 248.14	Low-Voltage Fuses - Part 14: Supplemental Fuses




Application standards

Application standards where the product can be used

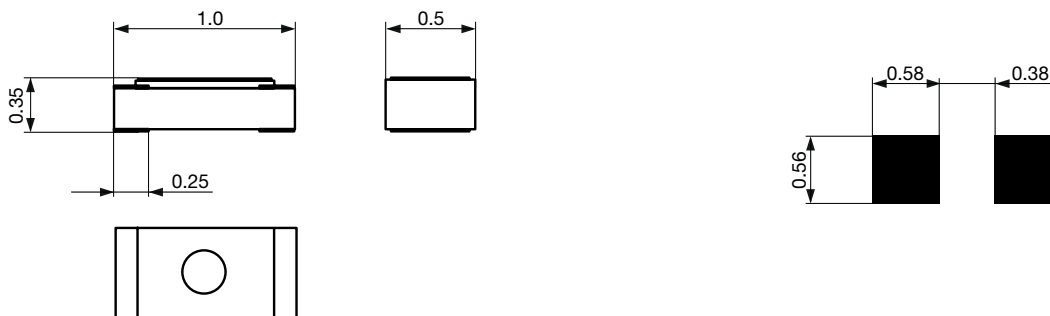
Organization	Design	Standard	Description
	Designed for applications acc.	IEC/UL 60950	IEC 60950-1 includes the basic requirements for the safety of information technology equipment.

Compliances

The product complies with following Guide Lines

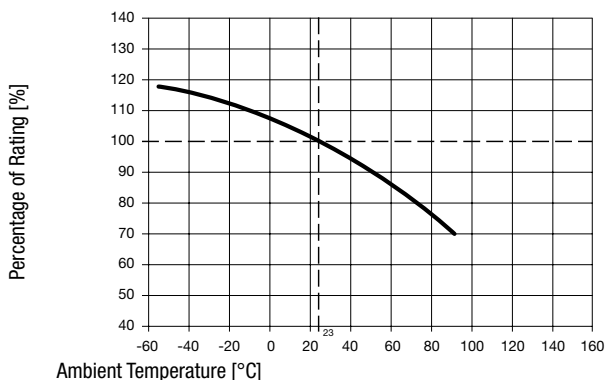
Identification	Details	Initiator	Description
	RoHS	SCHURTER AG	Directive RoHS 2011/65/EU, Amendment (EU) 2015/836
	Halogen Free	SCHURTER AG	SCHURTER strives to offer our customers halogen free products.
	REACH	SCHURTER AG	On 1 June 2007, Regulation (EC) No 1907/2006 on the Registration, Evaluation, Authorization and Restriction of Chemicals 1 (abbreviated as "REACH") entered into force.

Dimension [mm]



Soldering pads

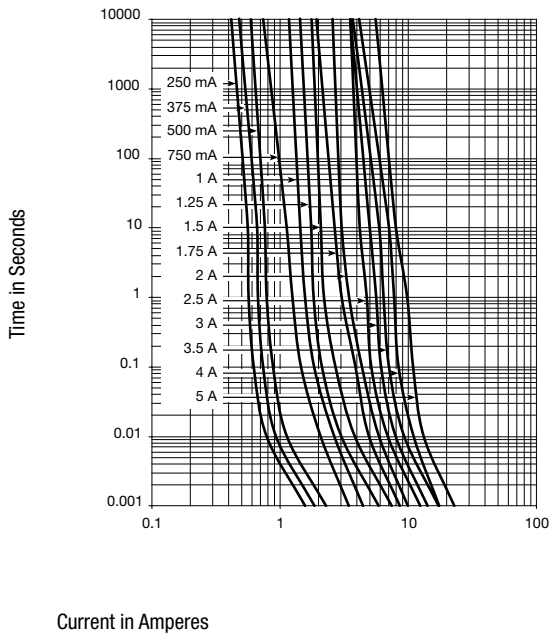
Derating Curves


















Pre-Arcing Time

Rated Current I _n	1.0 x I _n min	2.0 x I _n max	3.0 x I _n max
0.25 A	4 h	-	5 s
0.375 A - 5 A	4 h	5 s	0.2 s

Time-Current-Curves



All Variants

Rated Current [A]	Rated Voltage [VDC]	Marking	Breaking Capacity	Power Dissipation 1.0 I _n typ. [mW]	Voltage Drop 1.0 I _n typ. [mV]	Cold Resistance typ. [mΩ]	Melting I ² t at 1 ms typ. [A ² s]		Order Number
0.25	32		1)	23	92	360	0.0025	● ●	3414.0111.26
0.375	32		1)	32	85	193	0.0035	● ●	3414.0112.26
0.5	32		1)	47	93	160	0.0053	● ●	3414.0113.26
0.75	32		1)	76	102	105	0.012	● ●	3414.0114.26
1	32		1)	87	88	73	0.02	● ●	3414.0115.26
1.25	32		1)	120	96	60	0.035	● ●	3414.0116.26
1.5	32		1)	130	87	47	0.056	● ●	3414.0117.26
1.75	32		1)	142	81	39	0.075	● ●	3414.0118.26
2	32		1)	141	71	30	0.1	● ●	3414.0119.26
2.5	32		1)	138	55	20	0.156	● ●	3414.0120.26
3	32		1)	187	61	17	0.2032	● ●	3414.0121.26
3.5	32		1)	202	58	15	0.3017	● ●	3414.0122.26
4	32		1)	228	57	10.5	0.3084	● ●	3414.0123.26
5	32		1)	262	52	8.5	0.531	● ●	3414.0124.26

1) 35 A @ 32 VDC

Availability for all products can be searched real-time: <https://www.schurter.com/en/Stock-Check/Stock-Check-SCHURTER>

Packaging Unit

.xx = .26

Blister Tape 33 cm Reel (10000 pcs.)

X-ON Electronics

Largest Supplier of Electrical and Electronic Components

Click to view similar products for [Surface Mount Fuses](#) category:

Click to view products by [Schurter](#) manufacturer:

Other Similar products are found below :

[FHC20402ADTP](#) [FT600-0500-2](#) [NFVC6125S0R50TRF](#) [SFT-125MA](#) [TF16SN2.00TTD](#) [TF16SN3.15TTD](#) [41921000000](#) [TR/3216LR-500MA](#) [CCP2B20TTE](#) [TR-3216FF4-R](#) [SST 1-1K](#) [SST 5 -1K](#) [SST 2-1K](#) [TR2-TCP500-R](#) [F60C500V12AS](#) [FCC16501ABTP](#) [FCC16102ABTP](#) [FHC16322ADTP](#) [0308.250UR](#) [0308.375UR](#) [0308.500UR](#) [0308.750UR](#) [0308001.UR](#) [030801.5UR](#) [FCC16202ABTP](#) [3-122-714](#) [3-122-720](#) [3-122-718](#) [3-122-712](#) [3-122-716](#) [03081.25UR](#) [CQ06LF 5A 32V](#) [CQ06LT 5A 32V](#) [SET 2A 125V \(G\)](#) [SET 1A 125V \(G\)](#) [SEF 10A 125V \(G\)](#) [SEF 3A 125V \(G\)](#) [SEF 4A 125V \(G\)](#) [SEF 6A 125V \(G\)](#) [SEF 7A 125V \(G\)](#) [SET 4A 125V \(G\)](#) [SET 3A 125V \(G\)](#) [SET 5A 125V \(G\)](#) [SET 7A 125V \(G\)](#) [F0603G0R03FNTR](#) [SKY87604-12](#) [SKY87604-11](#) [SKY87604-13](#) [0154002.DRL](#) [0154008.DRL](#)