

Subminiature Fuse, 8.5 mm, Quick-Acting F, 250 VAC



Subminiature fuse 8.5 mm, quick-acting
F, 250 VAC
Short terminal



Subminiature fuse 8.5 mm, quick-acting
F, 250 VAC
Terminal long
PCB Mounting

IEC 60127-3 · 250VAC · Quick-Acting F

See below:

[Approvals and Compliances](#)

Description

- Directly solderable on printed circuit boards
- Low Breaking Capacity

References

[Packaging Details](#)


Corresponding Fuseholder

Fuse Kit [Fuse Kit MST250 / MSF 250](#)

Weblinks

[pdf data sheet](#), [html datasheet](#), [General Product Information](#), [Packaging details](#), [Distributor-Stock-Check](#), [Detailed request for product](#)

Technical Data

Rated Voltage	250VAC
Rated current	0.04 - 5A
Breaking Capacity	35A
Characteristic	Quick-Acting F
Mounting	PCB,THT
Admissible Ambient Air Temp.	-40 °C to 85 °C
Climatic Category	40/085/21 acc. to IEC 60068-1
Material: Housing	Thermoplastic, UL 94V-0
Material: Terminals	Tin-Plated Copper
Unit Weight	0.5 g
Storage Conditions	0 °C to 40 °C, max. 70% r.h.
Product Marking	 Type, Rated current, Rated Voltage, Characteristic, Certification marks

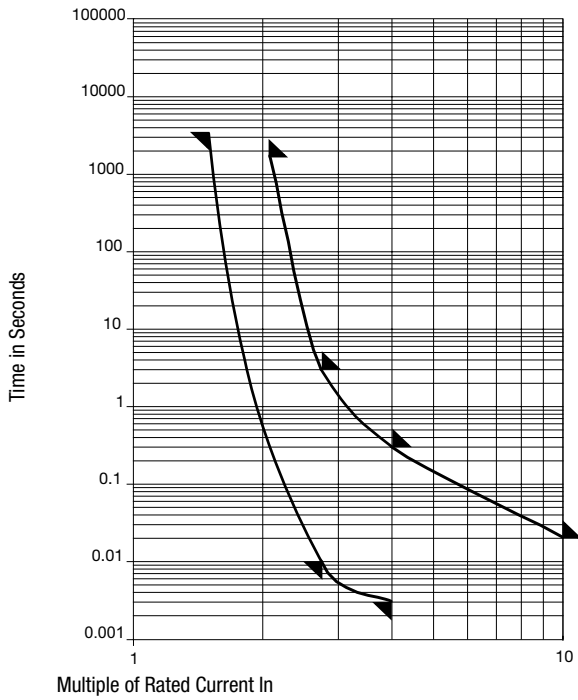
Soldering Methods	Wave Soldering Profile
Solderability	235 °C / 2 sec acc. to IEC 60068-2-20, Test Ta
Resistance to Soldering Heat	260 °C / 10 sec acc. to IEC 60068-2-20, Test Tb
Case Resistance	>100 MΩ (between leads and body) acc. to EIA/IS-722, Test 4.7
Flammability	UL 94V-0 (acc. to EIA/IS-722, Test 4.12)
Resistance to Vibration	acc. to IEC 60068-2-6, test Fc
Current Carrying Capacity	acc. to EIA/IS-722, Test 4.3.3
Moisture Resistance Test	(acc. to EIA/IS-722, Test 4.4.3)
Thermal Shock	MIL-STD-202, Method 107D (200 air-to-air cycles from -55 to +125°C)
Operational Life	1000h @ 0.60 x In @ 70°C (acc. to EIA/IS-722, Test 4.4.1)
Load Humidity Test	0.1 x In @ 0.85 r.H. @ 85°C (acc. to EIA/IS-722, Test 4.4.2)
Mechanical Shock	MIL-STD-202, Method 213 Condition A
Resistance to Solvents	MIL-STD-202, Method 215
Terminal Strength	Tensile load min. 9 N (acc. to EIA/IS-722, Test 4.5.1)

Approvals and Compliances




Detailed information on product approvals, code requirements, usage instructions and detailed test conditions can be looked up in [Details about Approvals](#)




SCHURTER products are designed for use in industrial environments. They have approvals from independent testing bodies according to national and international standards. Products with specific characteristics and requirements such as required in the automotive sector according to IATF 16949, medical technology according to ISO 13485 or in the aerospace industry can be offered exclusively with customer-specific, individual agreements by SCHURTER.

Time-Current-Curves



All Variants

Rated Current [A]	Rated Voltage [VAC]	Breaking Capacity	Voltage Drop 1.0 I _n max. [mV]	Voltage Drop 1.0 I _n typ. [mV]	Power Dissipation 1.5 I _n max. [mW]	Melting I²t 10.0 I _n typ. [A²s]	  	S	L	T	Order Number
0.04	250	1)	-	400	-	0.00016	●	●			0034.6000
0.05	250	1)	850	460	110	0.0004	●	●	●	●	0034.6001
0.063	250	1)	750	330	120	0.001	●	●	●	●	0034.6002
0.08	250	1)	650	280	140	0.001	●	●	●	●	0034.6003
0.1	250	1)	600	300	160	0.002	●	●	●	●	0034.6004
0.125	250	1)	550	210	180	0.006	●	●	●	●	0034.6005
0.16	250	1)	500	460	210	0.014	●	●	●	●	0034.6006
0.2	250	1)	480	470	250	0.024	●	●	●	●	0034.6007
0.25	250	1)	440	360	290	0.058	●	●	●	●	0034.6008
0.315	250	1)	400	345	330	0.104	●	●	●	●	0034.6009
0.4	250	1)	370	80	390	0.044	●	●	●	●	0034.6010
0.5	250	1)	350	75	460	0.09	●	●	●	●	0034.6011
0.63	250	1)	320	70	530	0.15	●	●	●	●	0034.6012
0.8	250	1)	300	70	630	0.22	●	●	●	●	0034.6013
1	250	1)	280	70	740	0.33	●	●	●	●	0034.6014
1.25	250	1)	280	65	920	0.68	●	●	●	●	0034.6015
1.6	250	1)	250	70	1000	0.94	●	●	●	●	0034.6016
2	250	1)	240	70	1360	1.3	●	●	●	●	0034.6017
2.5	250	1)	200	65	1310	1.9	●	●	●	●	0034.6018
3.15	250	1)	180	65	1490	5.4	●	●	●	●	0034.6019
4	250	2)	160	60	1680	7.9	●	●			0034.6020
5	250	2)	150	60	1970	11.2	●	●			0034.6021
0.04	250	1)	-	400	-	0.00016	●			●	0034.6030
0.05	250	1)	850	460	110	0.0004	●	●	●	●	0034.6031
0.063	250	1)	750	330	120	0.001	●	●	●	●	0034.6032
0.08	250	1)	650	280	140	0.001	●	●	●	●	0034.6033
0.1	250	1)	600	300	160	0.002	●	●	●	●	0034.6034

Rated Current [A]	Rated Voltage [VAC]	Breaking Capacity	Voltage Drop 1.0 I _n max. [mV]	Voltage Drop 1.0 I _n typ. [mV]	Power Dissipation 1.5 I _n max. [mW]	Melting I ² t 10.0 I _n typ. [A ² s]				S	L	T	Order Number
0.125	250	1)	550	210	180	0.006	●	●	●	●			0034.6035
0.16	250	1)	500	460	210	0.014	●	●	●	●			0034.6036
0.2	250	1)	480	470	250	0.024	●	●	●	●			0034.6037
0.25	250	1)	440	360	290	0.058	●	●	●	●			0034.6038
0.315	250	1)	400	345	330	0.104	●	●	●	●			0034.6039
0.4	250	1)	370	80	390	0.044	●	●	●	●			0034.6040
0.5	250	1)	350	75	460	0.09	●	●	●	●			0034.6041
0.63	250	1)	320	70	530	0.15	●	●	●	●			0034.6042
0.8	250	1)	300	70	630	0.22	●	●	●	●			0034.6043
1	250	1)	280	70	740	0.33	●	●	●	●			0034.6044
1.25	250	1)	280	65	920	0.68	●	●	●	●			0034.6045
1.6	250	1)	250	70	1000	0.94	●	●	●	●			0034.6046
2	250	1)	240	70	1360	1.3	●	●	●	●			0034.6047
2.5	250	1)	200	65	1310	1.9	●	●	●	●			0034.6048
3.15	250	1)	180	65	1490	5.4	●	●	●	●			0034.6049
4	250	2)	160	60	1680	7.9	●			●			0034.6050
5	250	2)	150	60	1970	11.2	●			●			0034.6051
0.04	250	1)	-	400	-	0.00016	●				●		0034.6060
0.05	250	1)	850	460	110	0.0004	●	●	●				0034.6061
0.063	250	1)	750	330	120	0.001	●	●	●				0034.6062
0.08	250	1)	650	280	140	0.001	●	●	●				0034.6063
0.1	250	1)	600	300	160	0.002	●	●	●				0034.6064
0.125	250	1)	550	210	180	0.006	●	●	●				0034.6065
0.16	250	1)	500	460	210	0.014	●	●	●				0034.6066
0.2	250	1)	480	470	250	0.024	●	●	●				0034.6067
0.25	250	1)	440	360	290	0.058	●	●	●				0034.6068
0.315	250	1)	400	345	330	0.104	●	●	●				0034.6069
0.4	250	1)	370	80	390	0.044	●	●	●				0034.6070
0.5	250	1)	350	75	460	0.09	●	●	●				0034.6071
0.63	250	1)	320	70	530	0.15	●	●	●				0034.6072
0.8	250	1)	300	70	630	0.22	●	●	●				0034.6073
1	250	1)	280	70	740	0.33	●	●	●				0034.6074
1.25	250	1)	280	65	920	0.68	●	●	●				0034.6075
1.6	250	1)	250	70	1000	0.94	●	●	●				0034.6076
2	250	1)	240	70	1360	1.3	●	●	●				0034.6077
2.5	250	1)	200	65	1310	1.9	●	●	●				0034.6078
3.15	250	1)	180	65	1490	5.4	●	●	●				0034.6079
4	250	2)	160	60	1680	7.9	●			●			0034.6080
5	250	2)	150	60	1970	11.2	●			●			0034.6081

Most Popular.

Availability for all products can be searched real-time: <https://www.schurter.com/en/Stock-Check/Stock-Check-SCHURTER>

1) 35 A @ 250 VAC

2) 10 In @ 250 VAC

Packaging Unit

S = 4.3 mm
L = 18.8 mm
T = 18.8 mm

Plastic Bag (100 pcs.)
Bulk (100 pcs.)
Taped 36 cm Reel (750 pcs.)

X-ON Electronics

Largest Supplier of Electrical and Electronic Components

Click to view similar products for [Fuses with Leads \(Through Hole\)](#) category:

Click to view products by [Schurter](#) manufacturer:

Other Similar products are found below :

[89096-013](#) [89096-015](#) [A170100400](#) [BKPCH-5-R](#) [252010](#) [252.062](#) [SR-5H-5A-BK](#) [SS-5-800MA-AP](#) [SS-5F-3.15A-AP](#) [252004](#) [263.750](#)
[LKB-3](#) [0252001.M-](#) [0471005.MAT1L](#) [0473004.MAT1L](#) [0473.750HAT1L](#) [0471002.MAT1L](#) [0471.500MAT1L](#) [0491002.MAT1](#)
[0473001.HAT1L](#) [0473002.HAT1L](#) [0473.500HAT1L](#) [SS-5-1.6A-AP](#) [SS-5F-2.5A-AP](#) [SR-5H-2.5A-AP](#) [SS-5-6.3A-BK](#) [BK-AGC-2-1-2-R](#) [BK-](#)
[GMA-8-R](#) [BK-GMD-4-R](#) [BK-GMT-4A](#) [BK-MDL-1](#) [BK-PCD-5-R](#) [BK-C520-5-R](#) [BK-S500-500-R](#) [BK-SFE-20](#) [GMQ-3-2-10](#) [GLX-12](#)
[PCB-34-R](#) [PCH-12-R](#) [SR-5H-4A-AP](#) [RST 5-AMMO](#) [PCF-1/2-R](#) [SR-5H-3.15A-BK](#) [SR-5H-2A-BK](#) [047101.5MAT1L](#) [0471003.MAT1L](#)
[GFA-12](#) [89096-005](#) [SR-5F-1-6A-BK](#) [31232](#)