

Subminiature Fuse, 8.5 mm, Time-Lag T, 250 VAC, 100 A



Subminiature fuse 8.5 mm, time-lag T,
250 VAC
Short terminal
PCB Mounting



Subminiature fuse time-lag T
from front side
Terminal long

IEC 60127-3 · 250VAC · Time-Lag T

See below:

[Approvals and Compliances](#)**Description**

- Directly solderable on printed circuit boards
- High breaking capacity

Applications

- Primary Protection on PCB
- Power Supply Adapter for e.g. laptops
- SMPS (Switching Mode Power Supply) for TV's and DVD's


References[Packaging Details](#)

Corresponding Fuseholder

Weblinks

[pdf data sheet](#), [html datasheet](#), [General Product Information](#), [Packaging details](#), [Distributor-Stock-Check](#), [Detailed request for product](#)

Technical Data

Rated Voltage	250VAC
Rated current	0.8 - 10A
Breaking Capacity	100A
Characteristic	Time-Lag T
Mounting	PCB, THT
Admissible Ambient Air Temp.	-40 °C to 85 °C
Climatic Category	40/085/21 acc. to IEC 60068-1
Material: Housing	Thermoplastic, UL 94V-0
Material: Terminals	Tin-Plated Copper
Unit Weight	0.78 g
Storage Conditions	0 °C to 40 °C, max. 70% r.h.
Product Marking	 Type, Rated current, Rated Voltage, Characteristic, Certification marks

Soldering Methods	Wave Soldering Profile
Solderability	235 °C / 2 sec acc. to IEC 60068-2-20, Test Ta
Resistance to Soldering Heat	260 °C / 10 sec acc. to IEC 60068-2-20, Test Tb
Case Resistance	acc. to EIA/IS-722, Test 4.7 >100 MΩ (between leads and body)
Flammability	UL 94V-0 (acc. to EIA/IS-722, Test 4.12)
Resistance to Vibration	acc. to IEC 60068-2-6, test Fc
Moisture Resistance Test	MIL-STD-202, Method 106 (50 cycles in a temp./mister chamber)
Operational Life	1000h @ 0.60 x In @ 70°C (acc. to EIA/IS-722, Test 4.4.1)
Load Humidity Test	MIL-STD-202, Method 103 0.1 x In @ 0.85 r.H. @ 85°C
Mechanical Shock	MIL-STD-202, Method 213 Condition A
Resistance to Solvents	MIL-STD-202, Method 215
Terminal Strength	Tensile load min. 9 N (acc. to EIA/IS-722, Test 4.5.5)







Approvals and Compliances

Detailed information on product approvals, code requirements, usage instructions and detailed test conditions can be looked up in [Details about Approvals](#)

SCHURTER products are designed for use in industrial environments. They have approvals from independent testing bodies according to national and international standards. Products with specific characteristics and requirements such as required in the automotive sector according to IATF 16949, medical technology according to ISO 13485 or in the aerospace industry can be offered exclusively with customer-specific, individual agreements by SCHURTER.



Approvals

The approval mark is used by the testing authorities to certify compliance with the safety requirements placed on electronic products.
 Approval Reference Type: MXT 250

Approval Logo	Certificates	Certification Body	Description
	VDE Approvals	VDE	VDE Certificate Number: 40008838
	UL Approvals	UL	UL File Number: E41599
	UL Approvals	UL	UL File Number: E41599
	CCC Approvals	CCC	CCC Certificate Number: 2020970207000094
	KTL Approvals	KTL	Korea Testing Laboratory
	METI Approvals	METI	Japan Electrical Safety and Environment technology Laboratories


Product standards

Product standards that are referenced

Organization	Design	Standard	Description
	Designed according to	UL 248-14	Low voltage fuses - Part 14: Additional fuses
	Designed according to	CSA22.2 No. 248.14	Low-Voltage Fuses - Part 14: Supplemental Fuses





Application standards

Application standards where the product can be used

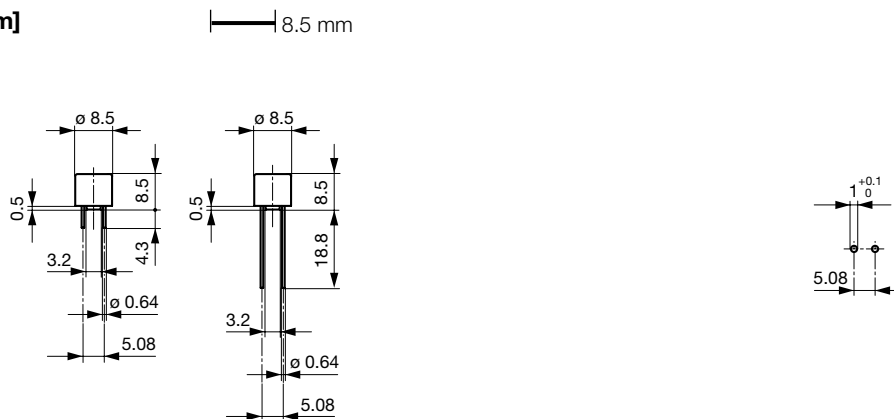
Organization	Design	Standard	Description
	Designed for applications acc.	IEC/UL 62368-1	IEC 62368-1 includes the basic requirements for safety of audio, video, information technology and office equipment.

Compliances

The product complies with following Guide Lines

Identification	Details	Initiator	Description
	CE declaration of conformity	SCHURTER AG	The CE marking declares that the product complies with the applicable requirements laid down in the harmonisation of Community legislation on its affixing in accordance with EU Regulation 765/2008.
	RoHS	SCHURTER AG	Directive RoHS 2011/65/EU, Amendment (EU) 2015/863
	China RoHS	SCHURTER AG	The law SJ / T 11363-2006 (China RoHS) has been in force since 1 March 2007. It is similar to the EU directive RoHS.
	REACH	SCHURTER AG	On 1 June 2007, Regulation (EC) No 1907/2006 on the Registration, Evaluation, Authorization and Restriction of Chemicals 1 (abbreviated as "REACH") entered into force.

Dimension [mm]

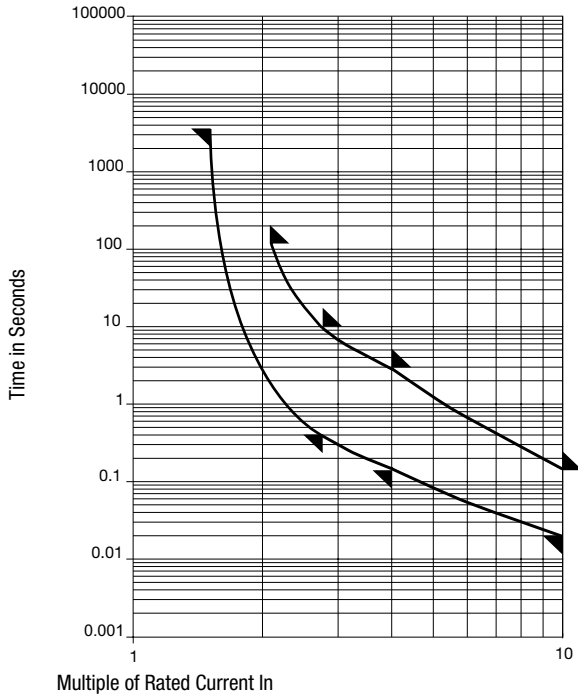


Drilling diagram

Pre-Arcing Time


Rated Current I _n	1.0 x I _n min.	1.5 x I _n min.	2.0 x I _n max.	2.1 x I _n max.	2.75 x I _n min.	2.75 x I _n max.	4.0 x I _n min.	4.0 x I _n max.	10.0 x I _n min.	10.0 x I _n max.
0.8 A - 6.3 A	-	60 min	-	120 s	400 ms	10 s	150 ms	3 s	20 ms	150 ms
8 A - 10 A	4 h	-	60 s	-	-	-	-	-	-	-

Time-Current-Curves



All Variants

Rated Current [A]	Rated Voltage [VAC]	Breaking Capacity	Voltage Drop 1.0 I _n max. [mV]	Voltage Drop 1.0 I _n typ. [mV]	Power Dissipation 1.5 I _n max. [mW]	Melting I ² t 10.0 I _n typ. [A ² s]	VDE	VDE	UL	UL	PS	CCC	CCC	S	L	T	Order Number
0.8	250	1)	160	128	430	1.5	●				●	●	●	●			0034.6914
1	250	1)	140	130	500	4.4	●				●	●	●	●			0034.6915
1.25	250	1)	130	120	600	6.3	●				●	●	●	●			0034.6916
1.6	250	1)	120	110	730	10	●				●	●	●	●			0034.6917
2	250	1)	100	85	870	16	●				●	●	●	●			0034.6918
2.5	250	1)	100	85	1000	32	●				●	●	●	●			0034.6919
3.15	250	1)	100	75	1200	57	●				●	●	●	●			0034.6920
4	250	1)	100	75	1400	77	●				●	●	●	●			0034.6921
5	250	1)	-	70	-	155					●	●			●		0034.6922
6.3	250	1)	-	60	-	262		●			●	●	●		●		0034.6923
8	250	1)	-	62	-	397			●						●		0034.6924
10	250	1)	-	62	-	440			●						●		0034.6925
0.8	250	1)	160	128	430	1.5	●				●	●	●	●			0034.6944
1	250	1)	140	130	500	4.4	●				●	●	●	●			0034.6945
1.25	250	1)	130	120	600	6.3	●				●	●	●	●			0034.6946
1.6	250	1)	120	110	730	10	●				●	●	●	●			0034.6947
2	250	1)	100	85	870	16	●				●	●	●	●			0034.6948
2.5	250	1)	100	85	1000	32	●				●	●	●	●			0034.6949
3.15	250	1)	100	75	1200	57	●				●	●	●	●			0034.6950
4	250	1)	100	75	1400	77	●				●	●	●	●			0034.6951

Rated Current [A]	Rated Voltage [VAC]	Breaking Capacity	Voltage Drop 1.0 I _n max. [mV]	Voltage Drop 1.0 I _n typ. [mV]	Power Dissipation 1.5 I _n max. [mW]	Melting I ² t 10.0 I _n typ. [A ² s]											S	L	T	Order Number			
5	250	1)	-	70	-	155														●	0034.6952		
6.3	250	1)	-	60	-	262		●													●	0034.6953	
8	250	1)	-	62	-	397			●													●	0034.6954
10	250	1)	-	62	-	440			●													●	0034.6955
0.8	250	1)	160	128	430	1.5	●			●		●	●									●	0034.6974
1	250	1)	140	130	500	4.4	●			●		●	●	●								●	0034.6975
1.25	250	1)	130	120	600	6.3	●			●		●	●	●								●	0034.6976
1.6	250	1)	120	110	730	10	●			●		●	●	●								●	0034.6977
2	250	1)	100	85	870	16	●			●		●	●	●								●	0034.6978
2.5	250	1)	100	85	1000	32	●			●		●	●	●								●	0034.6979
3.15	250	1)	100	75	1200	57	●			●		●	●	●								●	0034.6980
4	250	1)	100	75	1400	77	●			●		●	●	●								●	0034.6981
5	250	1)	-	70	-	155																●	0034.6982
6.3	250	1)	-	60	-	262		●														●	0034.6983
8	250	2)	-	62	-	397			●													●	0034.6984
10	250	2)	-	62	-	440			●													●	0034.6985

Most Popular.

Availability for all products can be searched real-time: <https://www.schurter.com/en/Stock-Check/Stock-Check-SCHURTER>

- 1) 100 A @ 250 VAC, cos φ = 1.0
- 2) 100 A @ 250 VAC, cos φ = 0.95 - 1.0

Packaging Unit	S =	L =	T =
	Plastic Bag (100 pcs.)	Bulk (100 pcs.)	Taped 36 cm Reel (750 pcs.)

X-ON Electronics

Largest Supplier of Electrical and Electronic Components

Click to view similar products for [Fuses with Leads \(Through Hole\)](#) category:

Click to view products by [Schurter](#) manufacturer:

Other Similar products are found below :

[89096-013](#) [89096-015](#) [A170100400](#) [BKPCH-5-R](#) [252010](#) [252.062](#) [SS-5-800MA-AP](#) [SS-5F-3.15A-AP](#) [252004](#) [263.750](#) [LKB-3](#) [0252001.M-0471005.MAT1L](#) [0473004.MAT1L](#) [0473.750HAT1L](#) [0471002.MAT1L](#) [0471.500MAT1L](#) [0491002.MAT1](#) [0473001.HAT1L](#) [0473002.HAT1L](#) [0473.500HAT1L](#) [SS-5-1.6A-AP](#) [SS-5F-2.5A-AP](#) [SR-5H-2.5A-AP](#) [SS-5-6.3A-BK](#) [BK-AGC-2-1-2-R](#) [BK-GMA-8-R](#) [BK-GMD-4-R](#) [BK-GMT-4A](#) [BK-MDL-1](#) [BK-PCD-5-R](#) [BK-C520-5-R](#) [BK-GMC-10-R](#) [BK-MDA-V-30-R](#) [BK-S500-500-R](#) [BK-SFE-20](#) [BK-GMA-1-25-R](#) [GMQ-3-2-10](#) [GLX-12](#) [PCB-34-R](#) [SR-5H-4A-AP](#) [RST 5-AMMO](#) [PCF-1/2-R](#) [SR-5H-3.15A-BK](#) [SR-5H-2A-BK](#) [047101.5MAT1L](#) [0471003.MAT1L](#) [GFA-12](#) [89096-005](#) [SR-5F-1-6A-BK](#)