

Circuit Breaker for Equipment thermal, Rocker actuation, 1 pole



Non-illuminated  
black



illuminated  
Green transparent

See below:

**Approvals and Compliances**

**Description**

- Thermal circuit breaker
- 1-pole
- Snap-in version
- Positively trip-free release
- Method of operation acc. to IEC: S-type
- Different rocker colours
- Wide current range

**Unique Selling Proposition**

- Unique UL rating of 277 VAC
- Finely graded rated currents
- High configurability (rocker colours, lettering, illumination)
- IP65 with optional cover

**Applications**

- Power tools
- Medical and laboratory equipment
- Industrial appliances
- Equipment for construction
- Cleaning equipment
- Commercial and household kitchen appliances
- Industrial Power
- Industrial lighting arrays

**Other versions on request**

- White front cover

**References**

**Weblinks**

[pdf data sheet](#), [html datasheet](#), [General Product Information](#), [Distributor-Stock-Check](#), [Detailed request for product](#), [Product News](#)

**Technical Data**

Rated Voltage AC	IEC: 240 VAC UL/CSA : 277 VAC	Overload	IEC: min. 40 trips @ 6 x I <sub>r</sub> , cos φ 0.6
Rated Voltage DC	32 VDC		UL / CSA: min. 50 trips @ 1.5 x I <sub>r</sub> , cos φ 0.75
Rated current range AC	0.05 - 20 A	Allowable Operation Temp.	-30°C to 60°C
Conditional short circuit capacity Inc	IEC 60934: 0.05...20 A: 2 kA, SC (C1) @ 240 VAC	Storage Temperature	-40°C to 60°C
Degree of Protection	front side IP40 acc. to IEC 60529	Vibration Resistance	± 0.75 mm @ 10 - 60 Hz acc. to IEC 60068-2-6, test Tc 10 G @ 60 - 500 Hz acc. to IEC 60068-2-6, test Tc
Dielectric Strength	50 Hz: > 2.5 kV Impulse 1.2/50 μs: > 4 kV	Shock Resistance	30 G / 18 ms acc. to IEC 60068-2-27, test Ea
Insulation Resistance	500 VDC > 100 MΩ	Tripping Type	Thermal
Lifetime	mechanical: 50'000 switching cycles AC: 1 x I <sub>r</sub> , cos φ 0.6: 30'000 switching cycles DC: 1 x I <sub>r</sub> , L/R = 2 - 3 ms: 50'000 switching cycles	Actuation Type	Rocker
		Weight	16.5 - 18.5 g




**Approvals and Compliances**

Detailed information on product approvals, code requirements, usage instructions and detailed test conditions can be looked up in [Details about Approvals](#)

SCHURTER products are designed for use in industrial environments. They have approvals from independent testing bodies according to national and international standards. Products with specific characteristics and requirements such as required in the automotive sector according to IATF 16949, medical technology according to ISO 13485 or in the aerospace industry can be offered exclusively with customer-specific, individual agreements by SCHURTER.

## Approvals

The approval mark is used by the testing authorities to certify compliance with the safety requirements placed on electronic products.  
 Approval Reference Type: TA35

Approval Logo	Certificates	Certification Body	Description
	VDE Approvals	VDE	VDE Certificate Number: 40019754
	UL Approvals	UL	UR File Number: E71572
	CCC Approvals	CCC	CCC Certificate Number: 2020970307001846


## Product standards

Product standards that are referenced

Organization	Design	Standard	Description
	Designed according to	IEC 60934	Circuit-breakers for equipment (CBE)
	Designed according to	UL 1077	Standard for Supplementary Protectors for Use in Electrical Equipment
	Designed according to	CSA C22.2 No. 235	Supplementary Protectors
	Designed according to	GB 17701	Circuit-breaker for equipment






## Application standards

Application standards where the product can be used

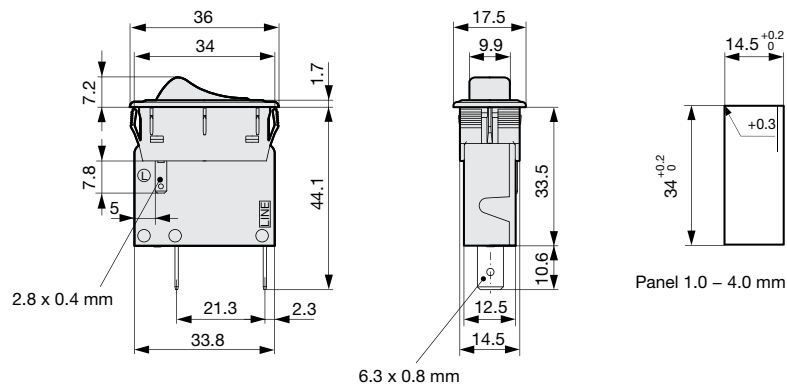
Organization	Design	Standard	Description
	Suitable for applications acc.	IEC/UL 62368-1	Audio/video, information and communication technology equipment - Part 1: Safety requirements

## Compliances

The product complies with following Guide Lines

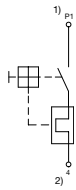
Identification	Details	Initiator	Description
	CE declaration of conformity	SCHURTER AG	The CE marking declares that the product complies with the applicable requirements laid down in the harmonisation of Community legislation on its affixing in accordance with EU Regulation 765/2008.
	UKCA declaration of conformity	SCHURTER AG	The UKCA marking declares that the product complies with the applicable requirements laid down in the British Amendment of Regulation (EC) 765/2008.
	RoHS	SCHURTER AG	Directive RoHS 2011/65/EU, Amendment (EU) 2015/863
	China RoHS	SCHURTER AG	The law SJ / T 11363-2006 (China RoHS) has been in force since 1 March 2007. It is similar to the EU directive RoHS.
	REACH	SCHURTER AG	On 1 June 2007, Regulation (EC) No 1907/2006 on the Registration, Evaluation, Authorization and Restriction of Chemicals 1 (abbreviated as "REACH") entered into force.

## Dimension [mm]



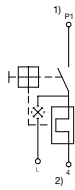
Diagrams

1-pole, 1 bimetal, non illuminated







1) Line, 2) Load  
 Codepos AAA = CFT, CGT

1-pole, 1 bimetal, illuminated



1) Line, 2) Load  
 Codepos AAA = C2F, C4F, C7F, C8F, C9F

The keys / codepos are listed in the key table of the basic function for selection.

Approval		Rated current	Rated Voltage AC	Rated Voltage DC
 US	UL 1077	0.05...20 A	277 V	32 V
 US	CSA C22.2 235	0.05...20 A	277 V	32 V
	IEC 60934	0.05...20 A	240 V	32 V
	GB 17701	0.05...20 A	240 V	32 V

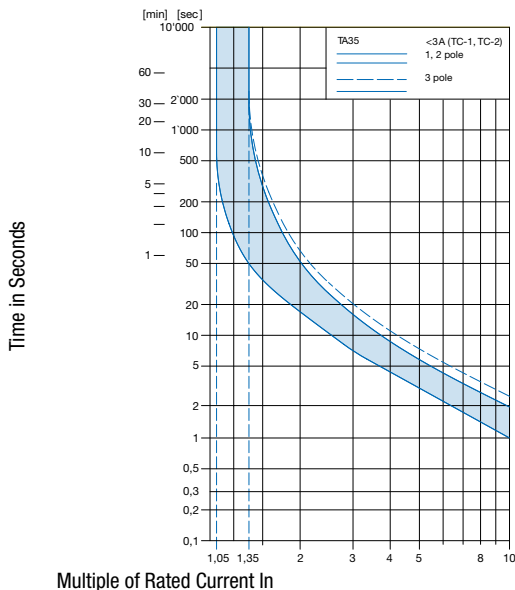
Typical internal resistance per pole

Rated Current [A]	Internal Resistance [ $\Omega$ ]
0.05	200.000
0.1	70.000
0.5	2.750
1.0	0.720
1.5	0.340
2.0	0.187
2.5	0.115
2.8	0.089
3.0	0.059
4.0	0.059
5.0	0.044
6.0	0.028
7.0	0.0142
8.0	0.0142
10.0	0.0109
12.0	0.0086
13.0 *	0.0072
14.0 *	0.0072
15.0 *	0.0056
16.0 *	0.0056
18.0 *	0.0052
20.0 *	0.0052

\* 3-Pole max. 12 A

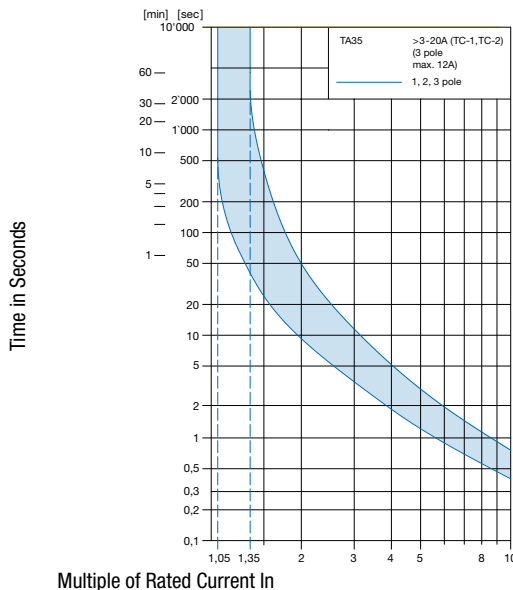
## Time-Current-Curves

Tripping Characteristics  $I_n < 3 A$



Ambient temperature +23°

Tripping Characteristics  $I_n 3 - 20 A$



Ambient temperature +23°

## Effect of ambient temperature

The units are calibrated for an ambient temperature of +23°C. To determine the rated current for a lower or higher ambient temperature, use a correction factor (typical value) from the table below:

Ambient Temperature [°C]	Correction factor
-30	0.77
-20	0.81
0	0.90
+23	1.00
+40	1.03
+50	1.04
+60	1.06

Example: Rated current = 5 A, Environmental temperature = 50 °C --> Correction factor = 1.04, Resulting current = 5.2 A --> Round to next higher rated current: 6 A

Order number key

T	A	3	5	-	C	B	D	W	F	Z	0	5	C	0	-	0	0	0	-	C	Z	M	2	1
				1					2 3		4		5		6			7						

Basic function

1

Poles		1	2	3
Thermal overload protection				
Illumination				
<b>Rocker</b>				
Without illumination		CFT	CBT	CBD
	380...400 V	-	-	-
	220...240 V	C2F	C12	C32
	110...120 V	C4F	C14	C34
	20...26 V	C7F	C17	C37
	10...13 V	C8F	C18	C38
	4...7 V	C9F	C19	C39
<b>Momentary</b>				
Without illumination		CGT	CET	CED

\* grey highlighted fields: configuration is not offered anymore

Front- & Actuation color

2

Front Bezel	Rocker without illumination	Rocker with illumination	=	
black	-	clear transparent	=	1
black	-	red transparent	=	3
black	-	green transparent	=	4
black	-	orange transparent	=	6
black	black	-	=	B
black	green	-	=	G
black	red	-	=	R
black	white	-	=	W
black	orange	-	=	X
black	yellow	-	=	Y



### Rocker legend, marking 🔑 3

- 0	Embossed	=	F
ON OFF	Printed white	=	H
	Printed black	=	K
- 0	Printed white	=	L
	Printed black	=	M

### Rated current [A] 🔑 4

Thermal overload protection

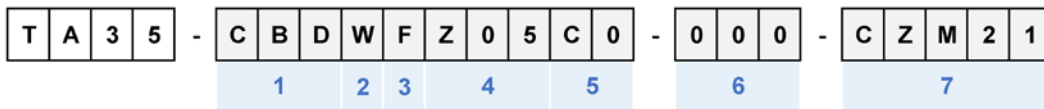
In	🔑	In	🔑	In	🔑	In	🔑				
0.05 A	=	Z05	1.1 A	=	J11	3.0 A	=	030	8.0 A	=	080
0.10 A	=	J01	1.2 A	=	J12	3.2 A	=	032	8.5 A	=	085
0.15 A	=	Z15	1.3 A	=	J13	3.5 A	=	035	9.0 A	=	090
0.20 A	=	J02	1.4 A	=	J14	3.7 A	=	037	10.0 A	=	100
0.25 A	=	Z25	1.5 A	=	J15	4.0 A	=	040	10.5 A	=	105
0.30 A	=	J03	1.6 A	=	J16	4.2 A	=	042	11.0 A	=	110
0.35 A	=	Z35	1.7 A	=	J17	4.5 A	=	045	11.5 A	=	115
0.40 A	=	J04	1.8 A	=	J18	4.7 A	=	047	12.0 A	=	120
0.45 A	=	Z45	1.9 A	=	J19	5.0 A	=	050	13.0 A*	=	130
0.50 A	=	J05	2.0 A	=	J20	5.2 A	=	052	14.0 A*	=	140
0.60 A	=	J06	2.1 A	=	J21	5.5 A	=	055	15.0 A*	=	150
0.70 A	=	J07	2.2 A	=	J22	5.7 A	=	057	16.0 A*	=	160
0.80 A	=	J08	2.3 A	=	J23	6.0 A	=	060	17.0 A*	=	170
0.90 A	=	J09	2.5 A	=	J25	6.5 A	=	065	18.0 A*	=	180
1.00 A	=	J10	2.8 A	=	J28	7.0 A	=	070	19.0 A*	=	190
						7.5 A	=	075	20.0 A*	=	200

(additional current ratings on request)

\* 3-Pole max. 12 A

### Features 🔑 5

Standard, no other features	=	C0
-----------------------------	---	----



**Special marking** 🔑 6

Standard	=	000
Special marking (XXX = placeholder)	=	XXX

**Accessories, factory-mounted (optional)** 🔑 7

No accessory	=	(blank)
--------------	---	---------

Transparent protection cover, 2-pole, IP65



= CZM21

Transparent protection cover with raised collar, 2-pole, IP65



= CZM23

Raised collar, 2-pole, IP40



= CZM24

Transparent antibacterial protection cover, 2-pole, IP65



= CZM25

## All Variants

Basic function	Rocker colour	Legend	Rated current	Accessories	Config. Code	Order Number
1-pole, 1 bimetal, without illumination	White	black printed	2.0 A	Without cover	TA35-CFTWKJ20C0-000	4435.0029
1-pole, 1 bimetal, without illumination	White	embossed	3.0 A	Without cover	TA35-CFTWF030C0-000	4435.0019
1-pole, 1 bimetal, without illumination	White	black printed	3.0 A	Without cover	TA35-CFTWM030C0-000	4435.0082
1-pole, 1 bimetal, illuminated 120 V	Red transparent	white printed	3.0 A	Without cover	TA35-C4F3H030C0-000	4435.0431
1-pole, 1 bimetal, without illumination	Red	black printed	3.0 A	Without cover	TA35-CFTRM030C0-000	4435.0481
1-pole, 1 bimetal, without illumination	Black	embossed	4.0 A	Without cover	TA35-CFTBF040C0-000	4435.0028
1-pole, 1 bimetal, without illumination	Black	embossed	5.0 A	Without cover	TA35-CFTBF050C0-000	4435.0173
1-pole, 1 bimetal, without illumination	Black	white printed	5.0 A	Without cover	TA35-CFTBH050C0-000	4435.0204
1-pole, 1 bimetal, without illumination	Black	white printed	6.0 A	Without cover	TA35-CFTBH060C0-000	4435.0205
1-pole, 1 bimetal, without illumination	Red	embossed	10.0 A	Without cover	TA35-CFTRF100C0-000	4435.0056
1-pole, 1 bimetal, without illumination	Black	embossed	10.0 A	Without cover	TA35-CFTBF100C0-000	4435.0174
1-pole, 1 bimetal, momentary switch, without illumination	Black	embossed	10.0 A	Without cover	TA35-CGTBF100C0-000	4435.0471
1-pole, 1 bimetal, without illumination	White	embossed	13.0 A	Without cover	TA35-CFTWF130C0-000	4435.0049
1-pole, 1 bimetal, without illumination	White	embossed	15.0 A	Without cover	TA35-CFTWF150C0-000	4435.0037
1-pole, 1 bimetal, without illumination	Black	embossed	15.0 A	Without cover	TA35-CFTBF150C0-000	4435.0137
1-pole, 1 bimetal, without illumination	Black	white printed	16.0 A	Without cover	TA35-CFTBH160C0-000	4435.0209
1-pole, 1 bimetal, without illumination	Black	embossed	16.0 A	Without cover	TA35-CFTBF160C0-000	4435.0300
1-pole, 1 bimetal, without illumination	Black	white printed	20.0 A	Without cover	TA35-CFTBL200C0-000	4435.0256

Most Popular.

Availability for all products can be searched real-time: <https://www.schurter.com/en/Stock-Check/Stock-Check-SCHURTER>

## Packaging Unit

20 Pcs

## Accessories

### Description



[TA35\\_Accessories](#)  
 Screw-on collar with cover, IP65



## X-ON Electronics

Largest Supplier of Electrical and Electronic Components

*Click to view similar products for [Circuit Breakers](#) category:*

*Click to view products by [Schurter](#) manufacturer:*

Other Similar products are found below :

[0185080.X](#) [0185100.XP](#) [0185150.XP](#) [0700005](#) [0700007](#) [0700010](#) [0700015](#) [0700020](#) [0700025](#) [0700030](#) [0700040](#) [0712107](#) [0712123](#)  
[0712152](#) [0712194](#) [0712217](#) [0712233](#) [0712259](#) [0712275](#) [0712291](#) [0712314](#) [0900100](#) [0900113](#) [0900126](#) [0900207](#) [0900210](#) [0900317](#)  
[0900333](#) [0900414](#) [0900618](#) [0900634](#) [0900812](#) [0901002](#) [0902030](#) [0902056](#) [0902072](#) [0902098](#) [0902108](#) [0902111](#) [0902124](#) [0902137](#)  
[0902218](#) [0902221](#) [0902247](#) [0902263](#) [0902328](#) [0902331](#) [0902344](#) [0902409](#) [0902412](#)