

IEC 60335-1 Household Appliances

Enhanced Requirements on Components

The IEC 60335-1 standard in its 4th edition ensures even better fire protection in unattended electrical household appliances. To achieve this goal, the demands placed on glow wire resistance of the plastics used for insulating or mounting live components have been increased. Household appliances may catch fire due to power surges (glowing components), defective components, faulty electrical connections, arcing switching contacts, ...



The IEC 60335 standard on the "Safety of household and similar electrical appliances" comprises two parts. Part 1 (IEC 60335-1) is the basic standard governing the majority of the general requirements placed on all electrical household appliances, while Part 2 (IEC 60335-2-xx), see Table 1, is appliance-specific and governs special features such as whether an appliance is deemed unattended or attended, the definition of the test procedures, tests concerning the improper use as well as distance measures including pollution degree.

IEC 60335-2-5	Diswashers
IEC 60335-2-6	Ranges and ovens
IEC 60335-2-7	Washing mashines
IEC 60335-2-9	Portable cooking appliances
IEC 60335-2-12	Cup warmers
IEC 60335-2-14	Misc. kitchen appliances
IEC 60335-2-24	Cooling appliances
IEC 60335-2-30	Heaters
IEC 60335-2-36	Professional Cooking appliances
IEC 60335-2-40	Heat pumps, air conditioners
IEC 60335-2-51	Circulation pump
IEC 60335-2-60	Whirlpools
IEC 60335-2-84	Toilets

Table 1: Examples according to household appliances standard, Part 2

Part 1, Paragraph 30.2, Test of heat and fire resistance (see Figure 1), defines various requirements for insulating plastics. As specified in the revised 4th edition of IEC 60335-1 (which came into effect in May 2001), insulating materials used for live components in unattended appliances whose current exceeds 0.2 A must meet higher demands in glow wire testing. The plastic materials' after-flame times have been shortened accordingly.

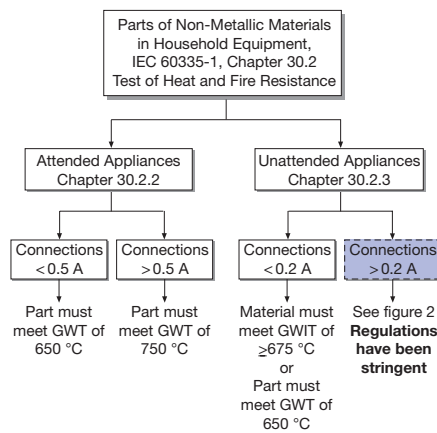


Figure 1: Overview of Plastic components in electrical household appliances

Part 2, Paragraph 30.2, defines whether an appliance as defined is to be deemed attended or unattended and whether it uses the relevant components, such as fuseholders, appliance couplers, timers, circuit breakers for equipment, relays, motors and locks. Basically, the rule applies that appliances with a built-in timer or program controller or appliances operated by remote control are to be deemed unattended, while portable appliances are to be deemed attended. However, there may also be attended and unattended versions within a Part 2 standard, e.g. the grill with or without timer as specified in IEC 60335-2-6. The transition period, during which appliance manufacturers were still allowed to use components not covered by the standard, has expired in the meantime for all appliances approved in accordance with IEC 60335-1.

Using only CE self declaration, manufacturers are in violation of the current guidelines, unless they replace the relevant parts.

Requirements for Components Used in Unattended Appliances Rated at >0.2 A

The insulation materials used in close proximity (≤ 3 mm distance) to the electrical conductor in appliances of this category must undergo two tests (see Figure 2). These are the GWFI (Glow Wire Flammability Index) and the GWIT (Glow Wire Ignition Temperature).

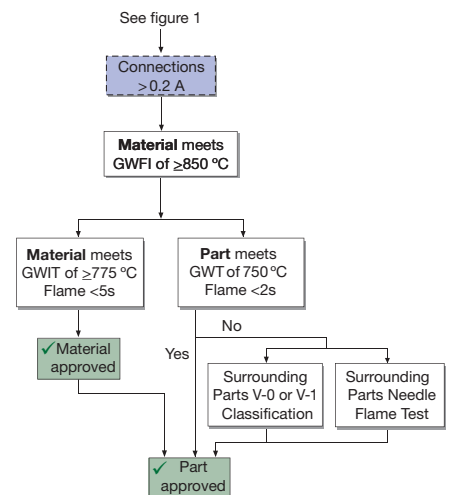


Figure 2: Overview of approval of components used in unattended appliances

The aim of these tests:

- The GWFI, using a glow wire, establishes the materials' self-extinguishment/after-flame behavior in the event of an open fire. This test corresponds to the after-flame test according to UL 94. During the GWFI test (see Figure 3) the material, while allowed to ignite at 850 °C, must self-extinguish within less than 30 seconds after the removal of the glow wire. The materials are tested in the form of plates of varying thickness according to IEC 60695-2-12. The material tested must meet this requirement otherwise no approval is possible.

- The GWIT establishes the materials' ignition behavior, also using a glow wire. Experience has shown that unattended appliances in particular tend to self-ignite when components fail, causing fires in the process. The intention behind this stricter regulation is to better protect end users against such fires. During the GWIT test, the material may not ignite at 775 °C, or the flame must self-extinguish within five seconds. No flaming drip is permitted. Provided that the material tested meets this requirement, components are granted approval without further testing.
- As an alternative to the GWIT, components may also undergo the glow wire temperature test (GWT), because, in essence, their goals are identical. During this test, the finished component may not ignite at 750 °C, or the flame must self-extinguish within two seconds. No flaming drip is permitted. This test is performed on finished components according to IEC 60695-2-11. Provided that the materials tested meet this requirement, components are granted approval.




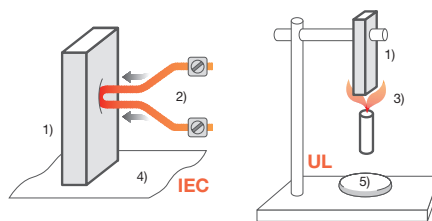
Figure 3: Glow wire test setup

Should the flame burn longer than two seconds, approval may still be granted, provided that the surrounding components meet at least the Class V-1 or V-0 requirements as specified in IEC 60695-11-10 or UL 94, or that they pass the needle flame test.

Differing Goals According to UL and IEC

Historically speaking, UL (Underwriter Laboratories) started out as a building insurance company which defined standards governing electrical installations in buildings and appliances in the US in order to prevent fires. That is why it is always the main goal of an UL standard to reduce the risk of an open fire. The UL 94 test measures vertical flame propagation and a material's dripping behavior. Following a conditioning procedure, the specimen is exposed to a flame (950 °C) for 10 seconds according to the test setup (Figure 4), whereupon the time required for the flame to self-extinguish is measured. Following a second pass through the same procedure, the ignition of the underlying cotton is also measured. Depending on the after-flame duration, the materials are grouped into flammability classes V-0, V-1 and V-2. The results of these materials tests can be found in UL's Yellow Card.

IEC, on the other hand, concentrates mainly on the protection of persons against injury as a result of contact with live parts; it has thus managed to dramatically lower the number of accidents, if not fires. This is due to the fact that there are many cases where appliances self-ignite. Therefore, and for the protection of end users, the requirements have been tightened for insulating materials used in unattended appliances according to IEC 60335-1. In contrast to UL 94, the test is performed using a glow wire (Figure 4) which establishes the material's self-extinguishing / after-flame behavior (GWFI) as well as ignition and dripping on tissue paper (GWIT/GWT).



- 1) Specimen
- 2) Glow wire
- 3) flame
- 4) Tissue
- 5) Cotton

Figure 4: Different test methods according to IEC 60695 and UL 94-V

What Does this Imply for Component Manufacturers?

Manufacturers are now challenged to test the compliance with these new requirements of the components in their product range in use in the household appliance industry. If the plastic material used does not meet the standard, alternatives must be sought. Many plastics suppliers have expanded their portfolio of flame-retardant plastics and can now provide the market with the appropriate solutions. Manufacturers now have to choose between changing over completely and offering additional options. Which path they will take depends on the technical properties on one hand and on the additional cost associated with the new flame-retardant plastics on the other.

SCHURTER Provides Solutions for this Segment

SCHURTER provides this market segment with special versions of traditional products. These items basically bear the item number extension xxxx.xxx.15. A detailed declaration of approval is included in the VDE certificate of the relevant product. Visit our website www.schurter.com for further details.

The following products are available:

Type	Product Group
FPG1, FPG2, FPG3, FPG6, FIZ, FUL, FEC	Fuseholder for Panel Mounting
FPG4, FPG5, FPG7, FUP, FUA	Fuseholder for PCB Mounting
OGN, OGN-SMD, OGD, OGD-SMD	Fuse blocks
6100, 6110, 6600, 4793, 1681, GSP2, GSP4, DC11	Appliance couplers

Feel free to ask us about implementing additional models. You can contact us at: www.schurter.com/contact.

Product Management Fuses
 SCHURTER AG
 Werkhofstrasse 8-12
 6002 Lucerne
 Switzerland
contact@schurter.ch
www.schurter.com

Company

SCHURTER is an internationally leading innovator and manufacturer of fuses, connectors, circuit breakers, input systems and EMC products as well as a PCB-assembly service provider for the electronics industry.

Customers are manufacturers of computers and peripheral equipment, appliances/instruments, telecommunication equipment, operator panels, medical technology, industry automations, renewable energy, aerospace, hobby, household and gardening equipment.

X-ON Electronics

Largest Supplier of Electrical and Electronic Components

Click to view similar products for [schurter](#) manufacturer:

Other Similar products are found below :

[4420.0380](#) [4310.0028](#) [0034.7115](#) [0040.1102](#) [0001.1007.PT](#) [0034.3406](#) [0034.9889](#) [7040.3140](#) [FMAC-0934-3610](#) [FMAD-0931-0810](#) [FMBD-B92B-2512](#) [FMW-65-0005](#) [1241.3663](#) [1241.2506](#) [1301.9211](#) [DC11.0001.301](#) [9632.5100](#) [FMBC-0994-1000](#) [3-101-015](#) [4400.0344](#)
[4420.0361](#) [4752.4000](#) [5500.2605.01](#) [3404.2330.11](#) [3405.0176.11](#) [KD13.1101.105](#) [4303.1061](#) [4420.0210](#) [4430.1129](#) [4430.1892](#) [DKIP-0229-1005](#) [091132B](#) [5500.2267](#) [6162.0083](#) [8020.5081](#) [5120.1006.0.21](#) [5130.2101](#) [CD24.4101.151](#) [CD44.4199.151](#) [AS168X-CB2H030](#)
[6136.0137.0210](#) [FMBC-A91C-1610](#) [FMAC-0932-2510](#) [1068.1012.1110001](#) [GSP1.8101.1](#) [TA35-CFTBLJ04C0](#) [1241.2903.002](#)
[1241.6623.1124000](#) [1241.3008](#) [0001.2535](#)