

IEC Appliance Inlet C16, Snap-in Mounting, Front Side, Solder or Quick-connect Terminal



6110-4



See below:

[Approvals and Compliances](#)

Description

- Panel mount :
 Snap-in version front side
- 1 Function :
- Appliance Inlet , Pin temperature 120 °C , Protection class I
- Solder / Quick Connect

Other versions on request

- Other panel thickness
- Types for enhanced glow wire test requirements acc. IEC 60695-2-12 and -13 for the use in unattended household equipment acc. IEC 60335-1

Weblinks

[pdf data sheet](#), [html datasheet](#), [General Product Information](#), [Approvals](#), [Distributor-Stock-Check](#), [Accessories](#), [Detailed request for product](#)

Technical Data

Ratings IEC	10A / 250VAC; 50Hz	Appliance inlet/-outlet	C16 acc. to IEC 60320-1,
Ratings UL/CSA	15A / 250VAC; 60Hz		UL 60320-1, CSA C22.2 no. 60320-1
Dielectric Strength	> 2 kVAC between L-N > 2 kVAC between L/N-PE (1 min/50Hz)		(for hot conditions) pin-temperature 120 °C, 10A, Protection Class I
Allowable Operation Temperature	-25 °C to 120 °C		
IP-Protection	front side IP30 acc. to IEC 60529		
Protection against electric shock	Suitable for appliances with protection class I acc. to IEC 61140		
Terminal	Solder / Quick Connect		
Panel Thickness S	Snap-in: 1/1.2/1.5/2/2.5/3 mm		
Material: Housing	Thermoplastic, black, UL 94V-0		

Approvals and Compliances

Detailed information on product approvals, code requirements, usage instructions and detailed test conditions can be looked up in [Details about Approvals](#)

SCHURTER products are designed for use in industrial environments. They have approvals from independent testing bodies according to national and international standards. Products with specific characteristics and requirements such as required in the automotive sector according to IATF 16949, medical technology according to ISO 13485 or in the aerospace industry can be offered exclusively with customer-specific, individual agreements by SCHURTER.

Approvals




The approval mark is used by the testing authorities to certify compliance with the safety requirements placed on electronic products.

Approval Reference Type: 6110

Approval Logo	Certificates	Certification Body	Description
	VDE Approvals	VDE	Certificate Number: 40015595
	UL Approvals	UL	UR File Number: E96454
	CCC Approvals	CCC	CCC Certificate Number: 2020180204016730



Product standards

Product standards that are referenced

Organization	Design	Standard	Description
	Designed according to	IEC 60320-1	Appliance couplers for household and similar general purposes
	Designed according to	UL 60320-1	Standard for Attachment Plugs and Receptacles
	Designed according to	CSA C22.2 no. 60320-1	General Use Receptacles, Attachment Plugs, and Similar Wiring Devices







Application standards

Application standards where the product can be used

Organization	Design	Standard	Description
	Suitable for applications acc.	IEC/UL 62368-1	Audio/video, information and communication technology equipment - Part 1: Safety requirements
	Suitable for applications acc.	IEC 60335-1	Safety of electrical appliances for household and similar purposes. Meets the requirements for appliances in unattended use. This includes the enhanced requirements of glow wire tests acc. to IEC 60695-2-11 or -12 & -13.

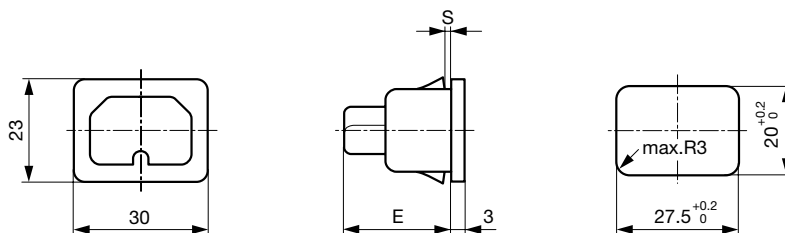
Compliances

The product complies with following Guide Lines

Identification	Details	Initiator	Description
	CE declaration of conformity	SCHURTER AG	The CE marking declares that the product complies with the applicable requirements laid down in the harmonisation of Community legislation on its affixing in accordance with EU Regulation 765/2008.
	UKCA declaration of conformity	SCHURTER AG	The UKCA marking declares that the product complies with the applicable requirements laid down in the British Amendment of Regulation (EC) 765/2008.
	RoHS	SCHURTER AG	Directive RoHS 2011/65/EU, Amendment (EU) 2015/863
	China RoHS	SCHURTER AG	The law SJ / T 11363-2006 (China RoHS) has been in force since 1 March 2007. It is similar to the EU directive RoHS.
	REACH	SCHURTER AG	On 1 June 2007, Regulation (EC) No 1907/2006 on the Registration, Evaluation, Authorization and Restriction of Chemicals 1 (abbreviated as "REACH") entered into force.
	White Paper Glow wire test	SCHURTER AG	Meets the requirements of IEC 60335-1 for appliances in unattended use. This includes the enhanced requirements of glow wire tests acc. to IEC 60695-2-11 or -12 & -13.

Dimensions [mm]

6110-4



E: Solder terminals 22.5 mm

E: Quick connect terminals 25.5 mm

S: 1.0, 1.2, 1.5, 2.0, 2.5, 3.0 mm

All Variants

Type	Panel mounting	Panel Thickness s [mm]	Terminal	Order Number
6110-4	Snap-in	1	Solder terminals 3.8 x 0.8 mm	6110.4110
6110-4	Snap-in	1.2	Solder terminals 3.8 x 0.8 mm	6110.4112
6110-4	Snap-in	1.5	Solder terminals 3.8 x 0.8 mm	6110.4115
6110-4	Snap-in	2	Solder terminals 3.8 x 0.8 mm	6110.4120
6110-4	Snap-in	2.5	Solder terminals 3.8 x 0.8 mm	6110.4125
6110-4	Snap-in	3	Solder terminals 3.8 x 0.8 mm	6110.4130
6110-4	Snap-in	1	Quick connect terminals 4.8 x 0.8 mm	6110.4210

Type	Panel mounting	Panel Thicknesses [mm]	Terminal	Order Number
6110-4	Snap-in	1.2	Quick connect terminals 4.8 x 0.8 mm	6110.4212
6110-4	Snap-in	1.5	Quick connect terminals 4.8 x 0.8 mm	6110.4215
6110-4	Snap-in	2	Quick connect terminals 4.8 x 0.8 mm	6110.4220
6110-4	Snap-in	2.5	Quick connect terminals 4.8 x 0.8 mm	6110.4225
6110-4	Snap-in	3	Quick connect terminals 4.8 x 0.8 mm	6110.4230
6110-4	Snap-in	0.8	Quick connect terminals 6.3 x 0.8 mm	6110.4308
6110-4	Snap-in	1	Quick connect terminals 6.3 x 0.8 mm	6110.4310
6110-4	Snap-in	1	Quick connect terminals 6.3 x 0.8 mm	6110.4310.G
6110-4	Snap-in	1.2	Quick connect terminals 6.3 x 0.8 mm	6110.4312
6110-4	Snap-in	1.5	Quick connect terminals 6.3 x 0.8 mm	6110.4315
6110-4	Snap-in	2	Quick connect terminals 6.3 x 0.8 mm	6110.4320
6110-4	Snap-in	2.5	Quick connect terminals 6.3 x 0.8 mm	6110.4325
6110-4	Snap-in	3	Quick connect terminals 6.3 x 0.8 mm	6110.4330

Most Popular.

Availability for all products can be searched real-time: <https://www.schurter.com/en/Stock-Check/Stock-Check-SCHURTER>

Articles for enhanced glow wire test requirements acc. IEC 60695-2-12 and -13 can be ordered with ending ".15" (xxxx.xxxx.15). They are suitable for the use in unattended household equipment acc. IEC 60335-1.

Packaging unit 50 Pcs

Accessories

Description



RC320
Rear Cover for Power Entry Module



Cord_retaining_kits
Cord retaining strain relief

Countersunk, C

4700.0003

Mating Outlets/Connectors

Category / Description



[Connector Overview complete](#)

4781 Mounting: Power Cord, Cable, Connector: IEC C15

4781

4784 Mounting: Power Cord, 3 x 1 mm² / 3 x 18 AWG, Cable, Connector: IEC C15

4784

X-ON Electronics

Largest Supplier of Electrical and Electronic Components

Click to view similar products for [AC Power Entry Modules](#) category:

Click to view products by [Schurter](#) manufacturer:

Other Similar products are found below :

[6609100-2](#) [7-6609955-2](#) [FN361-6-06](#) [FN9233S1-10-06](#) [FN9233S1-8-06](#) [FN9233S1B-8-06](#) [FN9233S1R-1-06](#) [FN9233S1R-12-06](#)
[FN9233SB-1-06](#) [FN9233SB-12-06](#) [FN9233SB-8-06](#) [FN9233SR-10-06](#) [FN9244B-15-06HI](#) [FN9244EB-3-06](#) [FN9244EB-8-06](#) [FN9244ER-15-06](#) [FN9244ER-8-06](#) [FN9244ES1-8-06](#) [FN9244ESB-8-06](#) [FN9244R-12-06](#) [FN9244R-3-07](#) [FN9244S-10-06](#) [FN9244S1-12-06](#) [FN9244S1R-3-06](#) [FN9244SB-8-06](#) [FN9244SR-10-06](#) [FN9244SR-3-06](#) [FN9244U-3-06](#) [FN9244U-8-06](#) [FN9260A-6-06](#) [PE00SSSXB](#) [Fuse-H-EUR-1](#)
[PM00XD000](#) [15EJMS8](#) [1-6609941-2](#) [200JM6-2](#) [CA121003-6](#) [FN323-1-05](#) [FN9233ES1R-10-06](#) [FN9233R-12-06](#) [FN9233S-10-06](#)
[FN9233S1B-10-06](#) [FN9233S1B-12-06](#) [FN9233S1B-6-06](#) [FN9233U-6-06](#) [FN9244-6-07](#) [FN9244B-12-06HI](#) [FN9244EB-10-06](#) [FN9244EB-1-06](#) [FN9244ER-15-06HI](#)