

IEC Plug E, Cord Connector (Rewireable), Straight



Rewireable connector
grey
straight



Rewireable connector
black
straight



Example with assembled cable



See below:

Approvals and Compliances

Description

Screwing cable terminal ,
 - Pin temperature 70 °C , Protection class I ,
 - Strain relief for 8 or 10 mm cable included | The strain relief for 8 mm can be cut off for 10 mm cables

Weblinks

[pdf data sheet](#), [html datasheet](#), [General Product Information](#), [Approvals](#), [Distributor-Stock-Check](#), [Accessories](#), [Detailed request for product](#)

Technical Data

Ratings IEC	10A / 250VAC; 50Hz
Ratings UL/CSA	15A / 250VAC; 60Hz
Dielectric Strength	> 4 kVAC between L-N > 2 kVAC between L/N-PE (1 min/50Hz)
Allowable Operation Temperature	-25 °C to 70 °C
IP-Protection	front side IP20 acc. to IEC 60529
Protection against electric shock	Suitable for appliances with protection class I acc. to IEC 61140
Terminal	Screw clamps
Material: Housing	PA6, black or grey, UL 94V-0

Appliance inlet/-outlet	E acc. to IEC 60320-1, UL 60320-1, CSA C22.2 no. 60320-1 (for cold conditions) pin-temperature 70 °C, 10A, Protection Class I
-------------------------	---

Approvals and Compliances

Detailed information on product approvals, code requirements, usage instructions and detailed test conditions can be looked up in [Details about Approvals](#)

SCHURTER products are designed for use in industrial environments. They have approvals from independent testing bodies according to national and international standards. Products with specific characteristics and requirements such as required in the automotive sector according to IATF 16949, medical technology according to ISO 13485 or in the aerospace industry can be offered exclusively with customer-specific, individual agreements by SCHURTER.

Approvals




The approval mark is used by the testing authorities to certify compliance with the safety requirements placed on electronic products.

Approval Reference Type: 9009

Approval Logo	Certificates	Certification Body	Description
	VDE Approvals	VDE	Certificate Number: 40040553
	UL Approvals	UL	UL File Number: E96454
	CCC Approvals	CCC	CCC Certificate Number: 2014010204709158


Product standards

Product standards that are referenced

Organization	Design	Standard	Description
	Designed according to	IEC 60320-1	Appliance couplers for household and similar general purposes
	Designed according to	UL 60320-1	Standard for Attachment Plugs and Receptacles
	Designed according to	CSA C22.2 no. 60320-1	General Use Receptacles, Attachment Plugs, and Similar Wiring Devices






Application standards

Application standards where the product can be used

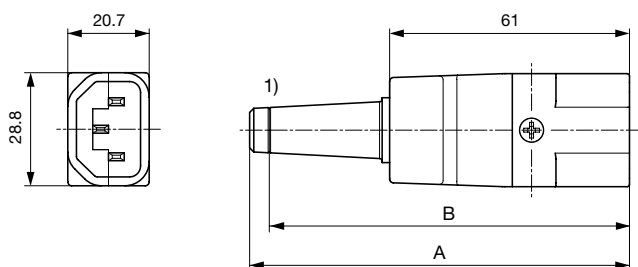
Organization	Design	Standard	Description
	Designed for applications acc.	IEC/UL 62368-1	Audio/video, information and communication technology equipment - Part 1: Safety requirements

Compliances

The product complies with following Guide Lines

Identification	Details	Initiator	Description
	CE declaration of conformity	SCHURTER AG	The CE marking declares that the product complies with the applicable requirements laid down in the harmonisation of Community legislation on its affixing in accordance with EU Regulation 765/2008.
	UKCA declaration of conformity	SCHURTER AG	The UKCA marking declares that the product complies with the applicable requirements laid down in the British Amendment of Regulation (EC) 765/2008.
	RoHS	SCHURTER AG	Directive RoHS 2011/65/EU, Amendment (EU) 2015/863
	China RoHS	SCHURTER AG	The law SJ / T 11363-2006 (China RoHS) has been in force since 1 March 2007. It is similar to the EU directive RoHS.
	REACH	SCHURTER AG	On 1 June 2007, Regulation (EC) No 1907/2006 on the Registration, Evaluation, Authorization and Restriction of Chemicals 1 (abbreviated as "REACH") entered into force.

Dimensions [mm]



1) Cut strain relief 8 (10) mm here for 10 mm cable

A: Strain relief 8 mm: 96 mm

B: Strain relief 10 mm: 91 mm

All Variants

Color	Recommended cable diameter	Max. wire size	L = Length of cable guard	Order Number
black	8 (10) mm	3 x 1.5 mm ² / 3 x 14 AWG	-	9009.0111
grey	8 (10) mm	3 x 1.5 mm ² / 3 x 14 AWG	-	9009.0121
black	10 mm	3 x 1.5 mm ² / 3 x 14 AWG	-	9009.0211
grey	10 mm	3 x 1.5 mm ² / 3 x 14 AWG	-	9009.0221

 Most Popular.

Availability for all products can be searched real-time: <https://www.schurter.com/en/Stock-Check/Stock-Check-SCHURTER>

Color	Recommended cable diameter	Max. wire size	L = Length of cable guard	Order Number
-------	----------------------------	----------------	---------------------------	--------------

Max. torque for screws: Terminals: 0.5 Nm, Cable clamps: 0.8 Nm, Cover: 0.8 Nm

Packaging unit	50 Pcs
-----------------------	--------

Mating Outlets/Connectors

Category / Description

Appliance Outlet Overview complete



6600-5, Mounting: Snap-in version, Appliance Outlet: IEC F, For PCB mounting, 10 A, Suitable for appliances with protection class I	6600-5
6600-3, Mounting: Screw-on mounting, Appliance Outlet: IEC F, Solder / Quick Connect, 10 A, Suitable for appliances with protection class I	6600-3
4787, Mounting: Screw-on mounting, Appliance Outlet: IEC Solder terminals, 10 A, Suitable for appliances with protection class I	4787
4788, Mounting: Snap-in version, Appliance Outlet: IEC Solder / Quick Connect, 10 A, Suitable for appliances with protection class I	4788
6600-4, Mounting: Snap-in version, Appliance Outlet: IEC F, Solder / Quick Connect, 10 A, Suitable for appliances with protection class I	6600-4

Appliance Outlet shuttered Overview complete



4721, Mounting: Screw-on mounting, Appliance Outlet: IEC F, Solder / Quick Connect, 10 A, Suitable for appliances with protection class I	4721
4723, Mounting: Snap-in version, Appliance Outlet: IEC F, Solder / Quick Connect, 10 A, Suitable for appliances with protection class I	4723

Distribution Unit Overview complete



4751, Mounting: Snap-in, Front Side, Solder pin / quick connect terminals 6.3 x 0.8 / 4.8 x 0.8 mm, x Appliance Outlet: IEC F	4751
0712-PQ, Mounting: Snap-in, Front Side, Solder terminal (4.8 x 0.8 mm), 1x Appliance Outlet: IEC F	0712
4741, Mounting: 2x Appliance Outlet: IEC F	4741
0909, Mounting: Snap-in, Front Side, Solder terminals, 7x Appliance Outlet: IEC F	0909
4752, Mounting: Snap-in, Front Side, Solder / Quick Connect, 4x Appliance Outlet: IEC F	4752

...

Power Entry Module Overview complete



IEC Appliance Inlet C14 with Appliance Outlet F	KP (Outlet)
Felcom 64, Mounting: 0 mm, Fuseholder: Solder terminals 3.5 x 0.8 mm / quick connect terminals 6.3 x 0.8 mm, Rocker switch: 2-pole non-illuminated, Appliance Inlet: IEC C14, Power Entry Module	Felcom 64
4719, Mounting: Snap-in, mm, Fuseholder: 1-pole, Appliance Outlet: IEC F, with or without neon indicator, Suitable for appliances with protection class I	4719

Category / Description



Power Entry Module with line filter Overview complete

Felcom 54, Mounting: mm, Front Side, Filter: Standard version, Fuseholder: 1-/2-pole, Front Side, 10 A, Rocker switch: 2-pole, Solder terminals 3.5 x 0.8 mm / quick connect terminals 6.3 x 0.8 mm, Appliance Inlet: IEC C14

Felcom 54

X-ON Electronics

Largest Supplier of Electrical and Electronic Components

Click to view similar products for [AC Power Plugs & Receptacles](#) category:

Click to view products by [Schurter](#) manufacturer:

Other Similar products are found below :

[739W-X2/03-BACK1](#) [85447L](#) [1301460003](#) [1301520016](#) [1301520008](#) [14W07](#) [15W07](#) [22806](#) [929662-1](#) [27W75](#) [27W81](#) [962160-1](#)
[29W08MB](#) [29W82](#) [26W](#) [26W76BLK](#) [27W47](#) [27W48](#) [28W](#) [28W81](#) [29W47MB](#) [HDR-E14FG1+](#) [30-9717-25](#) [43305](#) [85266](#) [5262DW](#) [22801](#)
[22804](#) [25W47](#) [701W-15/06](#) [701W-20/27](#) [26W75](#) [27T76](#) [29T48](#) [739W-20/XX](#) [1301860536](#) [1301520018](#) [1301520021](#) [1301520020](#)
[8210GY](#) [29W48](#) [3011-06](#) [A52S22A](#) [739W-X2/XX3](#) [26T49](#) [2707](#) [26W47-W](#) [1301450073](#) [RECWALLBOXBA](#) [1301490033](#)