

**Features**

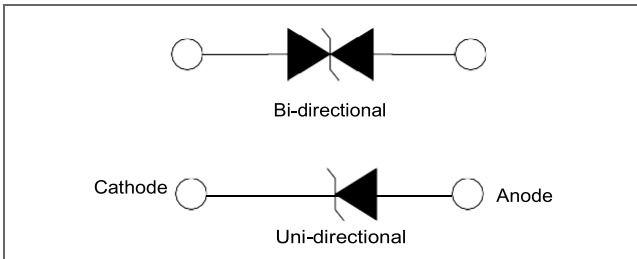
- 3000W peak pulse power capability at 10/1000µs waveform, repetition rate (duty cycles):0.01%
- Excellent clamping capability
- Typical failure mode is a short circuit condition for current events exceeding component rating
- Plastic package is flammability rated V-0 per UL-94
- Meet MSL level1, per J-STD-020, lead-frame maximum peak of 260°C
- High reliability application and automotive grade AEC-Q101 qualified



**Applications**

TVS devices are ideal for the transient voltage clamp protection of I/O Interfaces, DC power line bus and other circuits used in Telecom, Computer, Industrial and Consumer electronic applications.

**Function Diagram**




Maximum Ratings and Thermal Characteristics (T <sub>A</sub> =25°C unless otherwise noted)			
Parameter	Symbol	Value	Unit
Peak Pulse Power Dissipation at T <sub>A</sub> =25°C by 10/1000µs Waveform (Fig.3)	P <sub>PPM</sub>	3000	W
Power Dissipation on Infinite Heat Sink at T <sub>L</sub> =50°C	P <sub>D</sub>	6.5	W
Peak Forward Surge Current, 8.3ms Single Half Sine Wave (Note 1)	I <sub>FSM</sub>	300	A
Maximum Instantaneous Forward Voltage at 50A for Unidirectional Only(Note 2)	V <sub>F</sub>	3.5/5	V
Operating Temperature Range	T <sub>J</sub>	-55 to 150	°C
Storage Temperature Range	T <sub>STG</sub>	-55 to 150	°C

AGENCY	AGENCY FILE NUMBER
	Pending

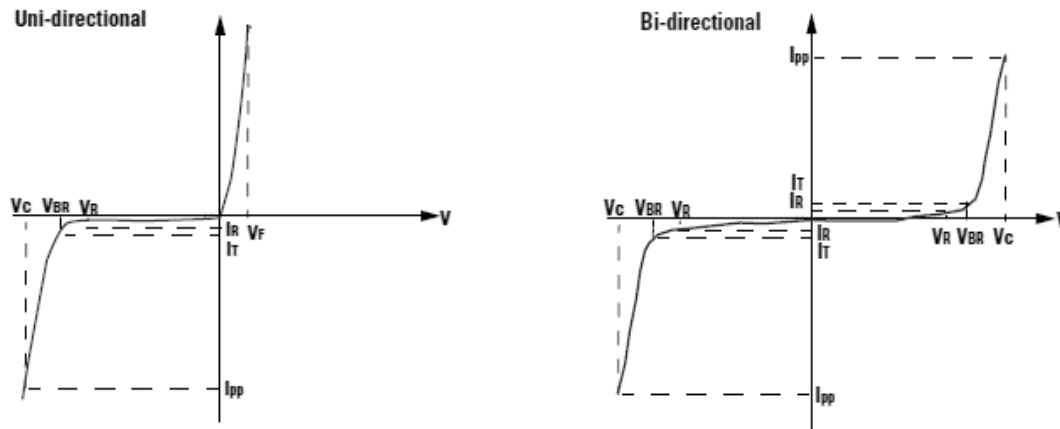
**Notes:**

1. Measured on 8.3ms single half sine wave or equivalent square wave for unidirectional device only, duty cycle=4 per minute maximum.
2. V<sub>F</sub> < 3.5V for single die parts and V<sub>F</sub> < 5V for stacked-die parts.

**Characteristics (T = 25°C unless otherwise noted)**

Part Number (Uni)	Part Number (Bi)	Key Marking		Reverse Stand off Voltage V <sub>R</sub> (Volts)	Breakdown Voltage V <sub>BR</sub> (Volts) @ I <sub>T</sub>		Test Current I <sub>T</sub> (mA)	Maximum Clamping Voltage V <sub>C</sub> @ I <sub>nn</sub> (V)	Maximum Peak Pulse Current I <sub>pp</sub> (A)	Maximum Reverse Leakag I <sub>R</sub> @ V <sub>R</sub> (μA)	Agency Approval 
		UNI	BI		MIN	MAX					
TPSMD10A	TPSMD10CA	AD010	AD010	10.0	11.10	12.30	1	17.0	176.5	5	
TPSMD11A	TPSMD11CA	AD011	AD011	11.0	12.20	13.50	1	18.2	164.8	2	
TPSMD12A	TPSMD12CA	AD012	AD012	12.0	13.30	14.70	1	19.9	150.8	2	
TPSMD13A	TPSMD13CA	AD013	AD013	13.0	14.40	15.90	1	21.5	139.5	2	
TPSMD14A	TPSMD14CA	AD014	AD014	14.0	15.60	17.20	1	23.2	129.3	2	
TPSMD15A	TPSMD15CA	AD015	AD015	15.0	16.70	18.50	1	24.4	123.0	2	
TPSMD16A	TPSMD16CA	AD016	AD016	16.0	17.80	19.70	1	26.0	115.4	2	
TPSMD17A	TPSMD17CA	AD017	AD017	17.0	18.90	20.90	1	27.6	108.7	2	
TPSMD18A	TPSMD18CA	AD018	AD018	18.0	20.00	22.10	1	29.2	102.7	2	
TPSMD20A	TPSMD20CA	AD020	AD020	20.0	22.20	24.50	1	32.4	92.6	2	
TPSMD22A	TPSMD22CA	AD022	AD022	22.0	24.40	26.90	1	35.5	84.5	2	
TPSMD24A	TPSMD24CA	AD024	AD024	24.0	26.70	29.50	1	38.9	77.1	2	
TPSMD26A	TPSMD26CA	AD026	AD026	26.0	28.90	31.90	1	42.1	71.3	2	
TPSMD28A	TPSMD28CA	AD028	AD028	28.0	31.10	34.40	1	45.4	66.1	2	
TPSMD30A	TPSMD30CA	AD030	AD030	30.0	33.30	36.80	1	48.4	62.0	2	
TPSMD33A	TPSMD33CA	AD033	AD033	33.0	36.70	40.60	1	53.3	56.3	2	
TPSMD36A	TPSMD36CA	AD036	AD036	36.0	40.00	44.20	1	58.1	51.6	2	
TPSMD40A	TPSMD40CA	AD040	AD040	40.0	44.40	49.10	1	64.5	46.5	2	
TPSMD43A	TPSMD43CA	AD043	AD043	43.0	47.80	52.80	1	69.4	43.2	2	
TPSMD45A	TPSMD45CA	AD045	AD045	45.0	50.00	55.30	1	72.7	41.3	2	
TPSMD48A	TPSMD48CA	AD048	AD048	48.0	53.30	58.90	1	77.4	38.8	2	
TPSMD51A	TPSMD51CA	AD051	AD051	51.0	56.70	62.70	1	82.4	36.4	2	
TPSMD54A	TPSMD54CA	AD054	AD054	54.0	60.00	66.30	1	87.1	34.4	2	
TPSMD58A	TPSMD58CA	AD058	AD058	58.0	64.40	71.20	1	93.6	32.1	2	
TPSMD60A	TPSMD60CA	AD060	AD060	60.0	66.70	73.70	1	96.8	31.0	2	
TPSMD64A	TPSMD64CA	AD064	AD064	64.0	71.10	78.60	1	103.0	29.1	2	
TPSMD70A	TPSMD70CA	AD070	AD070	70.0	77.80	86.00	1	113.0	26.5	2	
TPSMD75A	TPSMD75CA	AD075	AD075	75.0	83.30	92.10	1	121.0	24.8	2	
TPSMD78A	TPSMD78CA	AD078	AD078	78.0	86.70	95.80	1	126.0	23.8	2	
TPSMD85A	TPSMD85CA	AD085	AD085	85.0	94.40	104.00	1	137.0	21.9	2	

### I-V Curve Characteristics



$P_{PPM}$  Peak Pulse Power Dissipation -- Max power dissipation

$V_R$  Stand-off Voltage -- Maximum voltage that can be applied to the TVS without operation

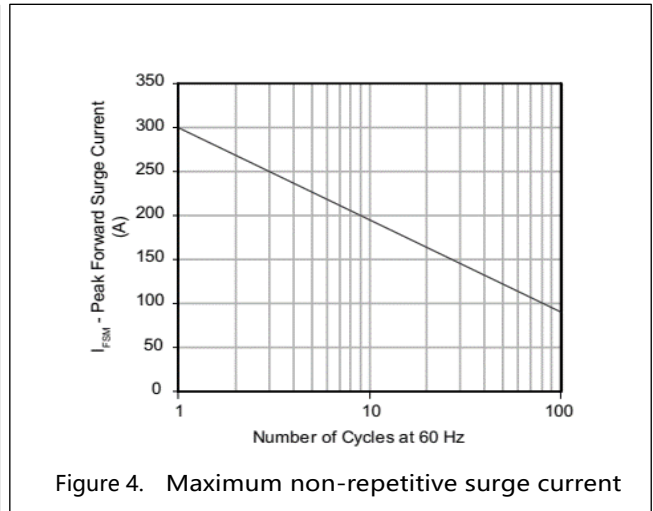
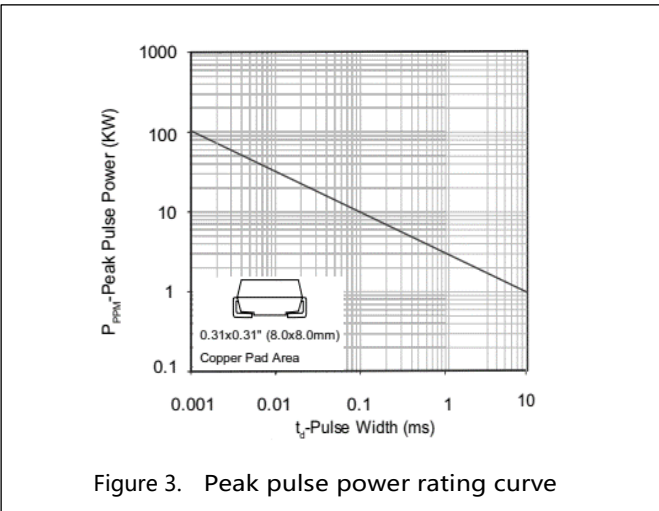
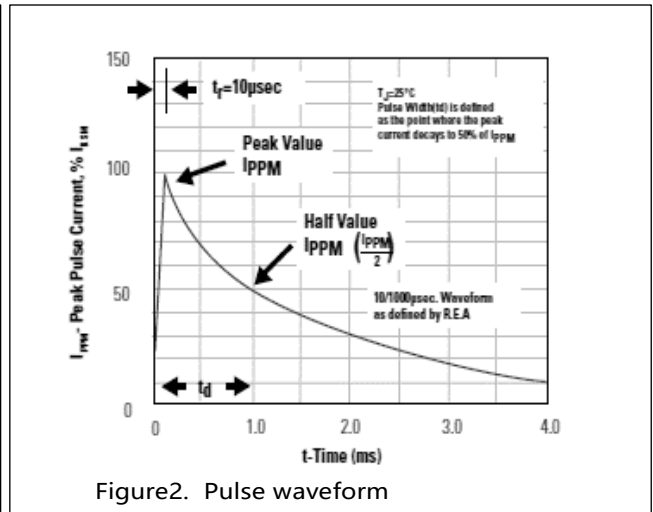
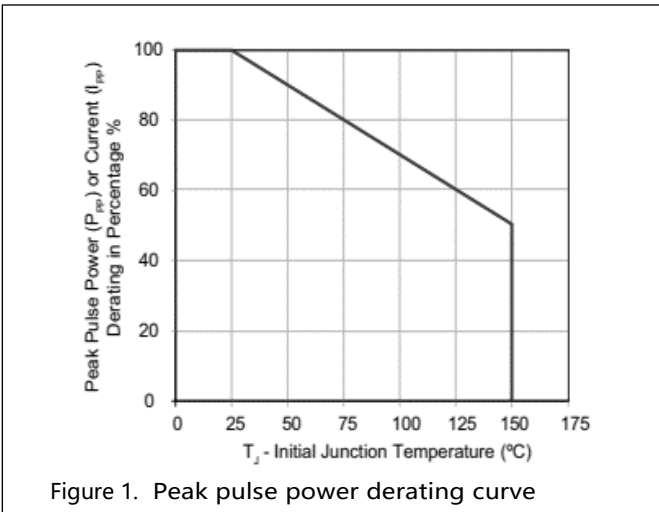
$V_{BR}$  Breakdown Voltage -- Maximum voltage that flows through the TVS at a specified test current ( $I_T$ )

$V_C$  Clamping Voltage -- Peak voltage measured across the TVS at a specified  $I_{PPM}$  (peak impulse current)

$I_R$  Reverse Leakage Current -- Current measured at  $V_R$

$V_f$  Forward Voltage Drop for Uni-directional

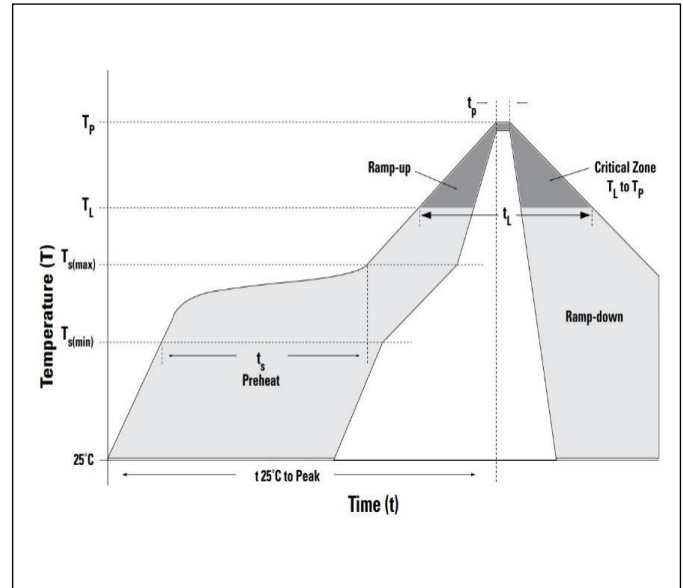
**Ratings and Characteristic Curves (T = 25°C unless otherwise noted)**



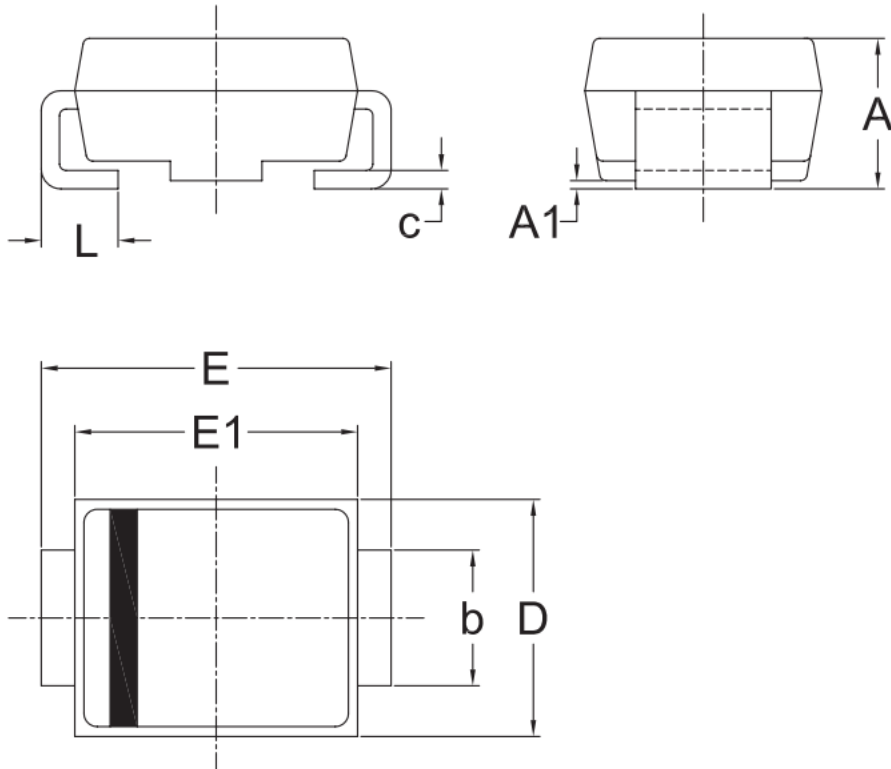
Soldering Parameters

Soldering profile

Reflow Condition		Lead-free assembly
Pre Heat	- Temperature Min ( $T_{s(min)}$ )	150°C
	- Temperature Max ( $T_{s(max)}$ )	200°C
	- Time (min to max) ( $t_s$ )	60 – 120 secs
Average ramp up rate (Liquidus Temp ( $T_A$ ) to peak)		3°C/second max
$T_{s(max)}$ to $T_A$ - Ramp-up Rate		3°C/second max
Reflow	- Temperature ( $T_A$ ) (Liquidus)	217°C
	- Time (min to max) ( $t_s$ )	60 – 150 seconds
Peak Temperature ( $T_p$ )		260 <sup>+0/-5</sup> °C
Time within 5°C of actual peak Temperature ( $t_p$ )		20 – 40 seconds
Ramp-down Rate		6°C/second max
Time 25°C to peak Temperature ( $T_p$ )		8 minutes Max.
Do not exceed		260°C



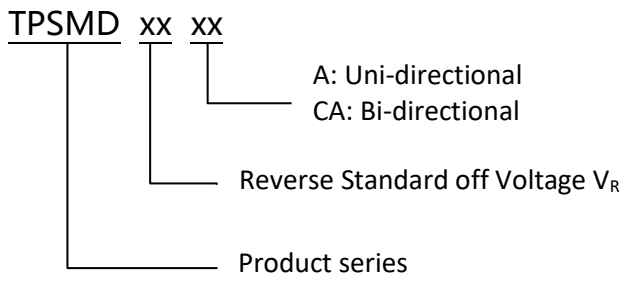
Dimensions



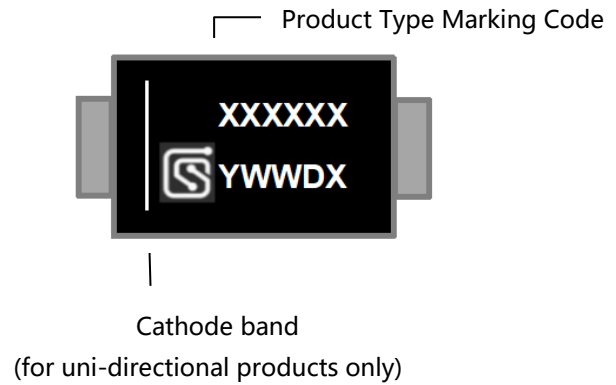
UNIT	A	A1	b	c	D	E	E1	L	
mm	Max	2.83	0.30	3.10	0.25	6.15	8.15	7.05	1.60
	Min	2.33	0.00	2.80	0.15	5.85	7.65	6.75	0.90

Remark: Dimensions D and E1 do not include mold flash & gate remain.

Part Numbering



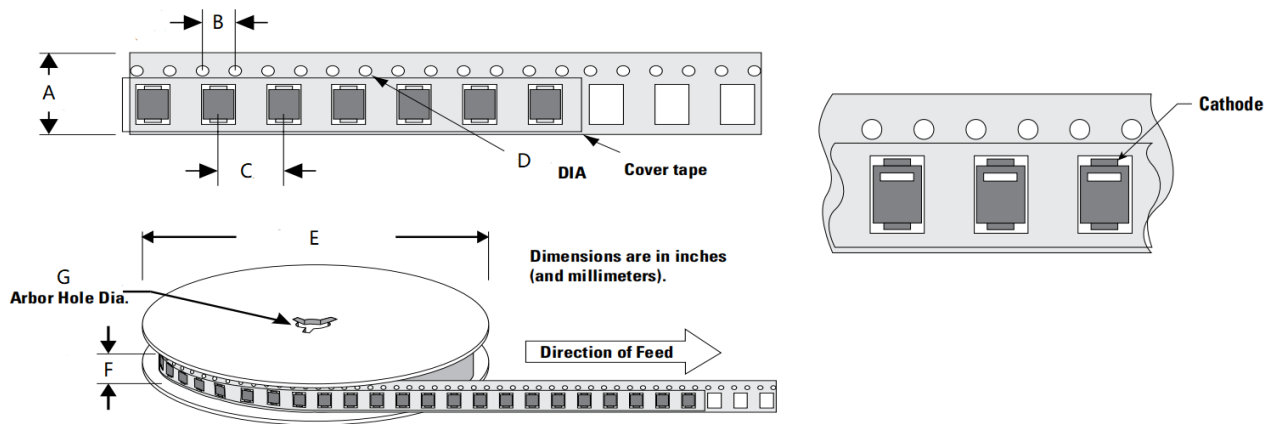
Part Marking



Packing

Part number	Package name	Small packing quantity	Packing method
TPSMDXXXX	DO-214AB	3000	Tape & Reel

### Tape and Reel Specification



Symbol	Millimeter
A	16.00±0.10
B	4.00±0.10
C	8.00±0.10
D	1.55±0.05
E	330.20±2.00
F	19.70±2.00
G	13.30±0.30

### Revision history of Specification

Version	Change Items	Effective Date
1.0	Initial Release	13-Aug-2021



## X-ON Electronics

Largest Supplier of Electrical and Electronic Components

*Click to view similar products for [ESD Suppressors / TVS Diodes](#) category:*

*Click to view products by [SCME](#) manufacturer:*

Other Similar products are found below :

[60KS200C](#) [D18V0L1B2LP-7B](#) [D5V0F4U5P5-7](#) [NTE4902](#) [P4KE27CA](#) [P6KE11CA](#) [P6KE8.2A](#) [SA60CA](#) [SA64CA](#) [SMBJ12CATR](#)  
[SMBJ33CATR](#) [SMBJ6.5A](#) [SMBJ8.0A](#) [ESD101-B1-02ELS E6327](#) [ESD112-B1-02EL E6327](#) [ESD7451N2T5G](#) [19180-510](#) [CPDT-5V0USP-](#)  
[HF](#) [3.0SMCJ33CA-F](#) [3.0SMCJ36A-F](#) [HSPC16701B02TP](#) [JANTX1N6126A](#) [D3V3Q1B2DLP3-7](#) [D55V0M1B2WS-7](#) [SCM1293A-04SO](#)  
[ESD200-B1-CSP0201 E6327](#) [SM12-7](#) [CEN955 W/DATA](#) [VESD12A1A-HD1-GS08](#) [CPDQC5V0-HF](#) [D1213A-01LP4-7B](#) [ESD101-B1-02EL](#)  
[E6327](#) [AOZ8808DI-03](#) [5KP15A](#) [5KP48A](#) [5KP90A](#) [ESD3V3D7-TP](#) [15KPA36A-LF](#) [P4KE56CA](#) [P4KE68A](#) [P4KE91CATR](#) [P6KE120A](#)  
[P6KE13CA](#) [P6KE43CA](#) [P6KE6.8CA](#) [P6KE8.2](#) [P6SMBJ20CA](#) [JANTX1N6072A](#) [SR2835ESKG](#) [SA90CA](#)