


# 3.2x2.5 SMD Crystal

## FEATURE

- Rugged AT-cut crystal construction.
- Miniature 3.2×2.5mm ceramic package.
- Designed for automatic mounting and reflow soldering.
- Embossed tapping specification.
- Pb-free and RoHS/Green compliant.

## APPLICATIONS

- Ideally suited designed for Bluetooth wireless communication sets, HDD, DSN, PDA, GPS, Digital Tuner, Wireless LAN and mobile phone.



## Electrical Specifications 电气参数

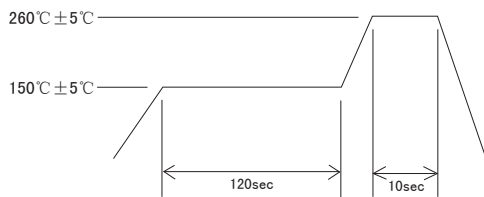
型号	Holder Type	3.2x2.5mm Ceramic Surface Mount
频率范围	Frequency Range	12MHz to 54MHz
调整频差	Frequency Tolerance ( $\Delta F$ ) (at25°C)	$\pm 10\text{ppm}$ to $\pm 30\text{ppm}$
温度频差	Frequency Drift	$\pm 10\text{ppm}$ to $\pm 30\text{ppm}$ ※(See Notes)
工作温度范围	Operating Temperature Range	-20°C - +70°C / -40°C - +85°C
储存温度范围	Storage Temperature Range	-40°C - +85°C / -55°C - +125°C
老化	Aging (25°C)	$\pm 3\text{ppm/ year max.}$
静电容	Shunt Capacitance (C0)	3pF max.
激励功率	Drive Level	10 $\mu\text{w}$ (100 $\mu\text{W}$ max.)
绝缘阻抗	Insulation Resistance (Rs)	500 Megaohms Minimum at D.C100V
负载电容	Load Capacitance (CL)	Suggested by customer

※Notes:  $\pm 10, \pm 20, \pm 30\text{ppm}$  (-20°C to +70°C)  
 $\pm 20, \pm 30, \pm 50\text{ppm}$  (-40°C to +85°C) or depends on customer

## Equivalent Series Resistance and Mode of Operation 等效阻抗和振荡模式

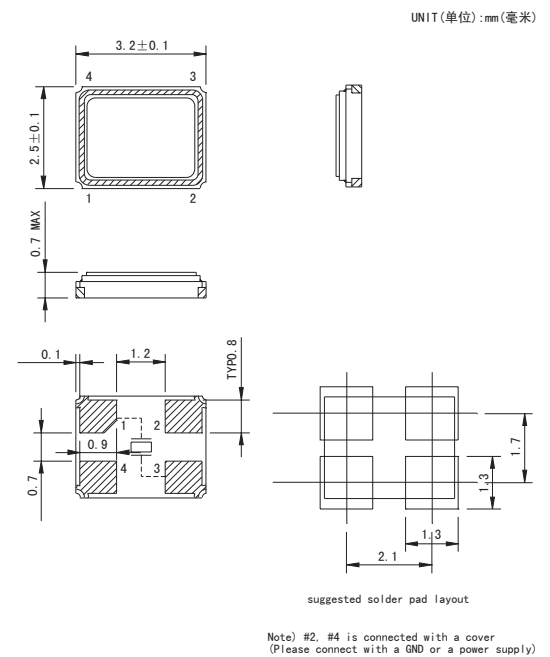
Frequency Range 频率范围	ESR ( ) 等效阻抗	Mode 振荡模式
12.000MHz ≤ f < 16.000MHz	100 Ω max	Fundamental
16.000MHz ≤ f < 20.000MHz	80 Ω max	Fundamental
20.000MHz ≤ f < 24.000MHz	60 Ω max	Fundamental
24.000MHz ≤ f < 54.000MHz	40 Ω max	Fundamental

## Reflow Condition(回流焊条件)



CYCLE TIME: 200sec Max.

## Mechanical Dimensions 外型尺寸



## X-ON Electronics

Largest Supplier of Electrical and Electronic Components

*Click to view similar products for [Crystals category](#):*

*Click to view products by [SCTF manufacturer](#):*

Other Similar products are found below :

[CS325S24000000ABJT](#) [718-13.2-1](#) [MC405 32.0000K-R3:PURE SN](#) [FC-135R 32.7680KF-A3](#) [7A-40.000MAAE-T](#) [7B-27.000MBBK-T](#)  
[FL2000085](#) [9B-15.360MBBK-B](#) [9C-7.680MBBK-T](#) [ASH7K-32.768KHZ](#) [AT-41.600MAGQ-T](#) [BTD1062E05A-513](#) [LFXTAL066198Cutt](#)  
[9C-14.31818MBBK-T](#) [FA-238 50.0000MB30X-K3](#) [FC-12M 32.7680KA-AC3](#) [SSPT7F-9PF20-R](#) [FX325BS-38.88EEM1201](#)  
[LFXTAL065253Cutt](#) [LFXTAL066431Cutt](#) [XT9S20ANA14M7456](#) [XT9SNLANA16M](#) [646G-24-2](#) [7A-24.576MBBK-T](#) [7B-30.000MBBK-T](#)  
[WX26-32.768K-6PF](#) [9B-14.31818MBBK-B](#) [CD1AM](#) [7B-25.000MAAE-T](#) [7A-14.31818MBBK-T](#) [6504-202-1501](#) [6526-202-1501](#) [FA-118T](#)  
[27.1200MB50P-K0](#) [FC-135R 32.7680KA-A3](#) [ABM12-104-37.400MHZT](#) [ABLS-10.000MHZ-D3W-T](#) [BTJ112E01E-513](#) [BTJ722K01C-7067](#)  
[BTL-20-513](#) [TSX-3225 24.0000MF15X-AC](#) [TSX-3225 16.0000MF18X-AC](#) [BTJ120E02C](#) [BTL-12-513](#) [7A-10.000MBBK-T](#) [7A-](#)  
[11.0592MBBK-T](#) [ABM12-103-24.000MHZT](#) [CS325S25000000ABJT](#) [ABM3B-25.000MHZ-B2-X-T](#) [FC-135 32.7680KA-A5](#) [FX0800015](#)