


3.2x2.5 SMD Crystal

FEATURE

- Rugged AT-cut crystal construction.
- Miniature 3.2×2.5mm ceramic package.
- Designed for automatic mounting and reflow soldering.
- Embossed tapping specification.
- Pb-free and RoHS/Green compliant.

APPLICATIONS

- Ideally suited designed for Bluetooth wireless communication sets, HDD, DSN, PDA, GPS, Digital Tuner, Wireless LAN and mobile phone.



Electrical Specifications 电气参数

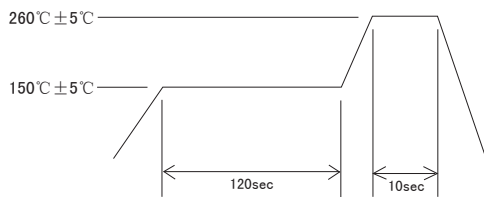
型号	Holder Type	3.2x2.5mm Ceramic Surface Mount
频率范围	Frequency Range	12MHz to 54MHz
调整频差	Frequency Tolerance (ΔF) (at25°C)	$\pm 10\text{ppm}$ to $\pm 30\text{ppm}$
温度频差	Frequency Drift	$\pm 10\text{ppm}$ to $\pm 30\text{ppm}$ ※(See Notes)
工作温度范围	Operating Temperature Range	-20°C - +70°C / -40°C - +85°C
储存温度范围	Storage Temperature Range	-40°C - +85°C / -55°C - +125°C
老化	Aging (25°C)	$\pm 3\text{ppm/ year max.}$
静电容	Shunt Capacitance (C0)	3pF max.
激励功率	Drive Level	10 μw (100 $\mu\text{W max.}$)
绝缘阻抗	Insulation Resistance (Rs)	500 Megaohms Minimum at D.C100V
负载电容	Load Capacitance (CL)	Suggested by customer

※Notes: $\pm 10, \pm 20, \pm 30\text{ppm}$ (-20°C to +70°C)
 $\pm 20, \pm 30, \pm 50\text{ppm}$ (-40°C to +85°C) or depends on customer

Equivalent Series Resistance and Mode of Operation 等效阻抗和振荡模式

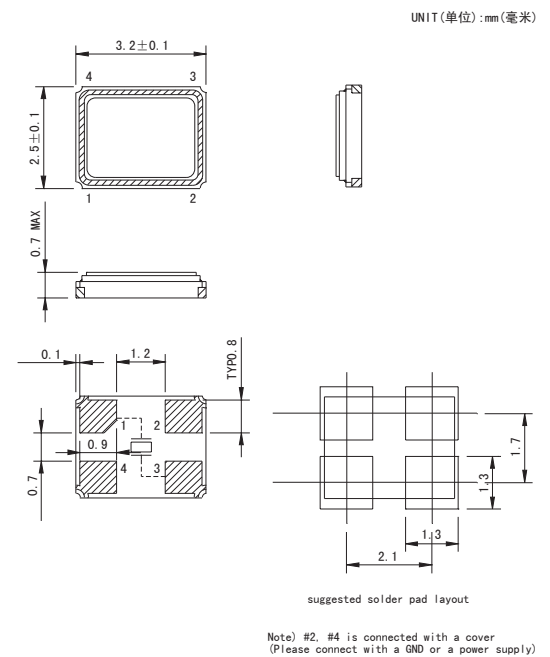
Frequency Range 频率范围	ESR () 等效阻抗	Mode 振荡模式
12.000MHz ≤ f < 16.000MHz	100 Ω max	Fundamental
16.000MHz ≤ f < 20.000MHz	80 Ω max	Fundamental
20.000MHz ≤ f < 24.000MHz	60 Ω max	Fundamental
24.000MHz ≤ f < 54.000MHz	40 Ω max	Fundamental

Reflow Condition(回流焊条件)



CYCLE TIME: 200sec Max.

Mechanical Dimensions 外型尺寸



X-ON Electronics

Largest Supplier of Electrical and Electronic Components

Click to view similar products for [Crystals](#) category:

Click to view products by [SCTF](#) manufacturer:

Other Similar products are found below :

[CS325S24000000ABJT](#) [718-13.2-1](#) [MC405 32.0000K-R3:PURE SN](#) [FC-135R 32.7680KF-A3](#) [7A-40.000MAAE-T](#) [7B-27.000MBBK-T](#)
[FL2000085](#) [9B-15.360MBBK-B](#) [9C-7.680MBBK-T](#) [ASH7K-32.768KHZ](#) [AT-41.600MAGQ-T](#) [BTD1062E05A-513](#) [LFX TAL066198Cutt](#)
[9C-14.31818MBBK-T](#) [FA-238 50.0000MB30X-K3](#) [FC-12M 32.7680KA-AC3](#) [SSPT7F-9PF20-R](#) [FX325BS-38.88EEM1201](#)
[LFX TAL065253Cutt](#) [LFX TAL066431Cutt](#) [XT9S20ANA14M7456](#) [XT9SNLANA16M](#) [646G-24-2](#) [7A-24.576MBBK-T](#) [7B-30.000MBBK-T](#)
[WX26-32.768K-6PF](#) [9B-14.31818MBBK-B](#) [CD1AM](#) [7B-25.000MAAE-T](#) [7A-14.31818MBBK-T](#) [6504-202-1501](#) [6526-202-1501](#) [FA-118T](#)
[27.1200MB50P-K0](#) [FC-135R 32.7680KA-A3](#) [ABM12-104-37.400MHZT](#) [ABLS-10.000MHZ-D3W-T](#) [BTJ112E01E-513](#) [BTJ722K01C-7067](#)
[BTL-20-513](#) [TSX-3225 24.0000MF15X-AC](#) [TSX-3225 16.0000MF18X-AC](#) [BTJ120E02C](#) [BTL-12-513](#) [7A-10.000MBBK-T](#) [7A-](#)
[11.0592MBBK-T](#) [ABM12-103-24.000MHZT](#) [CS325S25000000ABJT](#) [ABM3B-25.000MHZ-B2-X-T](#) [FC-135 32.7680KA-A5](#) [FX0800015](#)