



General Description

SE85XX series is designed for power-sensitive applications. It includes a precision and high voltage input stage, an ultra-low-power bias current branch, and results in a ultra-low-power and low-dropout linear regulator.

The SE85XX operates from an input voltage of $V_{OUT}+1V$ to 35V, consumes only 2.6 μ A of quiescent current, and offers 1% initial accuracy and low dropout voltage, 300mV typical at 100mA.

SE85XX has 1.8V, 2.5V, 3.0V, 3.3V, 3.6V, 4.0V, 4.2V, 5.0V fixed voltage versions.

Other features include short-circuit protection and thermal shutdown.

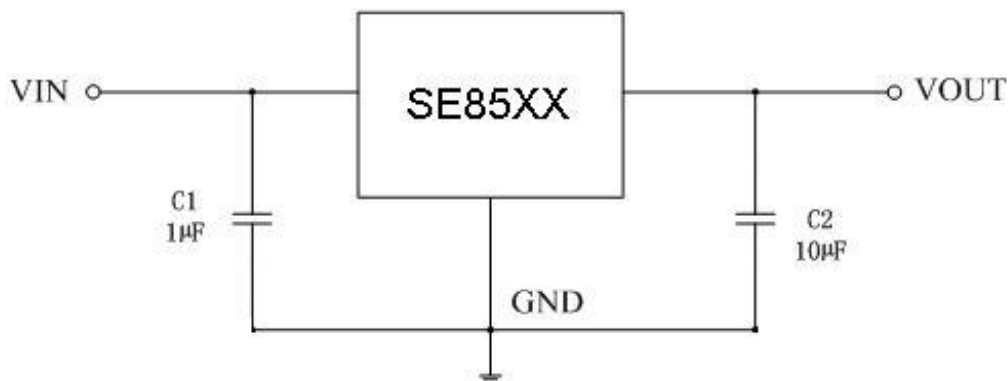
Features

- Ultra Low Quiescent Current: 2.6 μ A(Typ.)
- Wide Operating Voltage: $V_{OUT}+1V$ to 35V
- High output current: $\geq 200mA$
- System startup with no overshoot
- Short circuit protection is designed with no overshoot
- UVLO 1.8V
- Low Dropout Voltage
- High Accuracy Output Voltage: $\pm 1\%$
- Excellent power / load transient response
- Low temperature coefficient: $\pm 100ppm/^{\circ}C$
- Thermal and Short-Circuit Protection
- SOT-89 and SOT-23 package
- Customer Pin Assignments are available

Applications

- Battery-powered Smoke sensor
- Smoke sensor
- Microcontrollers
- Household appliances and instruments

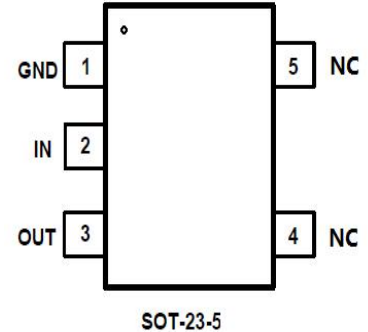
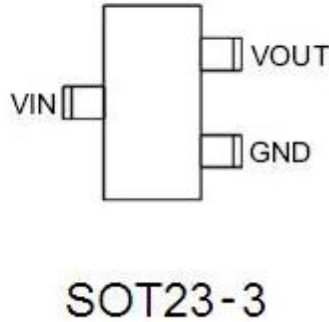
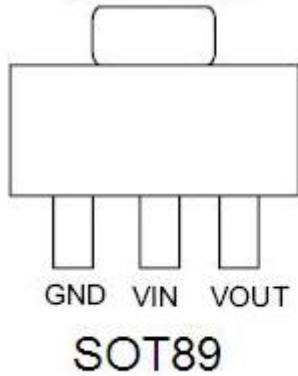
Application Diagram





Pin Configuration

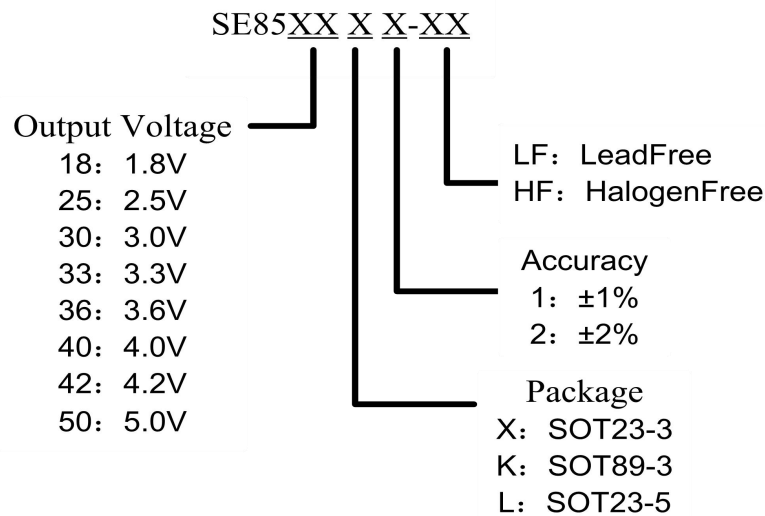
(Customer pin assignments are available)



Absolute Maximum Rating

Symbol	Parameter	Value	Units
V _{IN}	Input Supply Voltage	40	V
V _{OUT}	Output Voltage	6	
T _A	Operating Temperature	-40---105	°C
T _{STG}	Storage Temperature	-40---150	
T _J	Maximum Junction Temperature	150	
T _{LEAD}	Lead Temperature (Soldering) 10 seconds	260	
θ _{JA}	Thermal Resistance, Junction-to-Ambient	165(SOT89)	°C/W
		230(SOT23)	
P _D	Power Consumption	750 (SOT89)	mW
		250 (SOT23)	

Ordering Information

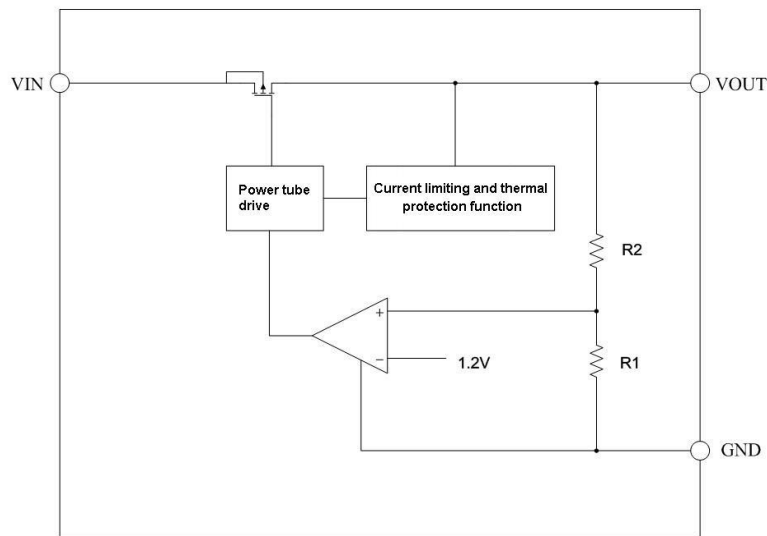




Operating Rating

Parameter	Value	Units
Operating Temperature	-20℃~85	℃
Storage Temperature	-40℃~125	℃
Lead Temperature (Soldering) 10 seconds	260±5	℃

Block Diagram



Electrical Characteristics

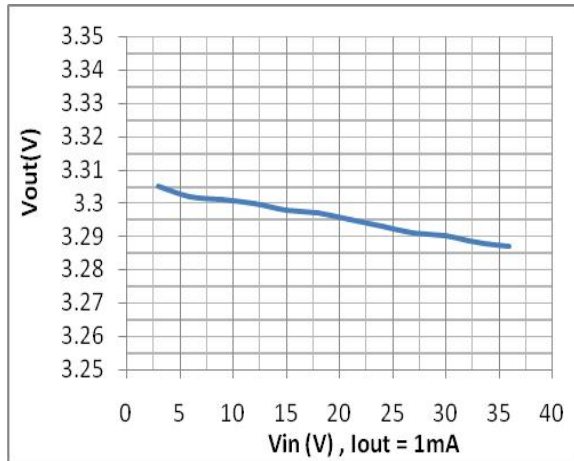
($V_{IN}=V_{OUT}+1V$; $T_j=25^{\circ}C$ unless otherwise noted.)

Symbol	Parameter	Conditions	Min	Typ	Max	Unit
V_{IN}	Input Supply Voltage		1.8		36	V
V_{OUT}	Output Voltage Accuracy	$I_{OUT}=10mA$	-1%		1%	V
			-2%		2%	V
I_Q	Quiescent Current			2.6	6.0	μA
I_{OUT}	Output Current		200	250		mA
V_{DROP}	Dropout Voltage	$I_{OUT}=10mA$ $\Delta V_{OUT} = -V_{OUT} * 2\%$		30		mV
		$I_{OUT}=100mA$ $\Delta V_{OUT} = -V_{OUT} * 2\%$		300		mV
		$I_{OUT}=200mA$ $\Delta V_{OUT} = -V_{OUT} * 2\%$		600		mV
V_{LR}	Load Regulation	$1mA \leq I_{OUT} \leq 100mA$		40		mV
V_{SR}	Line Regulation	$I_{OUT}=1mA$, $V_{IN}=(V_{OUT}+1V)$ to 30V		0.2		%/V

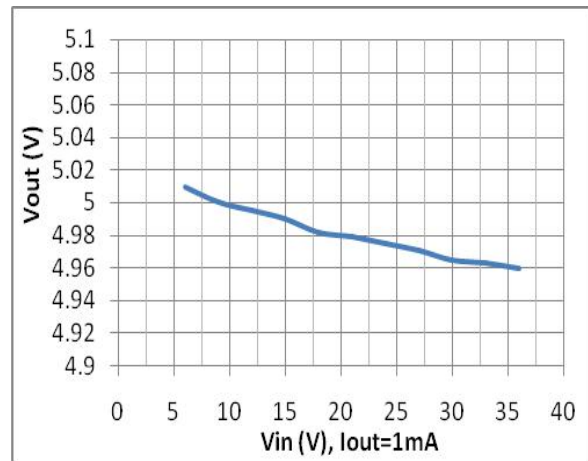


I_{LIMIT}	Current Limit	$V_{IN}=(V_{OUT} +1V)$ to 30V $R_{LOAD}=V_{OUT} /1A$	450		mA
T_{SHDN}	Thermal Protection		125		°C
TC_{VOUT}	Output Voltage Temperature Coefficient	$I_{OUT}=10mA$ $-40^{\circ}C \leq T_{AMB} \leq 100^{\circ}C$	±100		ppm/°C

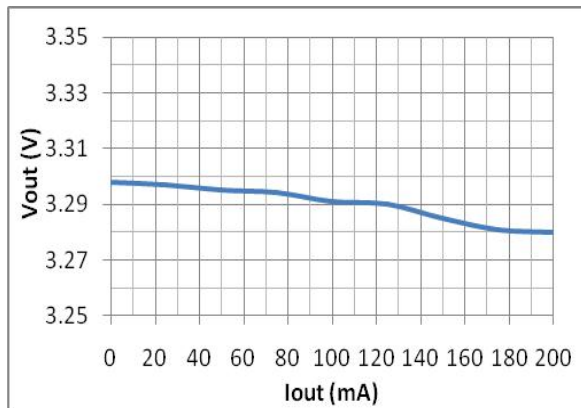
Typical Performance Characteristics



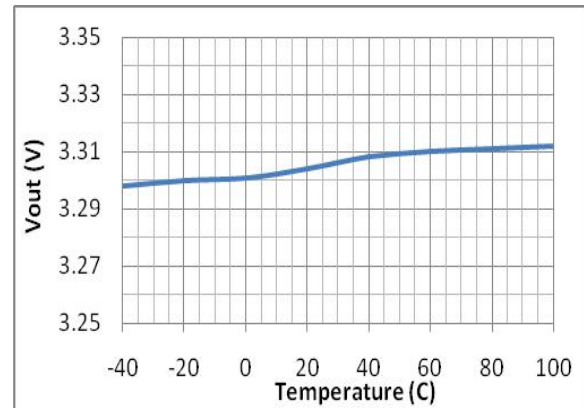
V_{OUT}: 3.3V



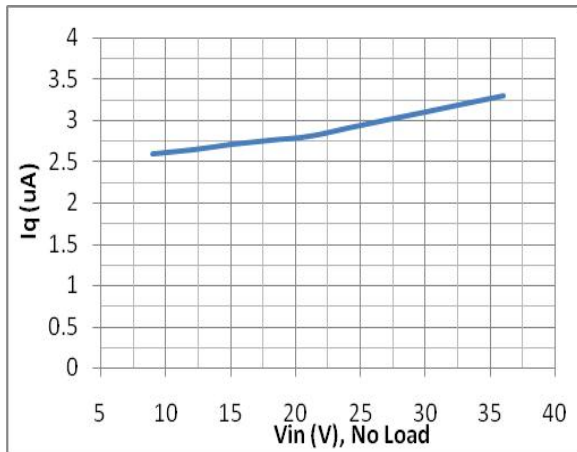
V_{OUT}: 5.0V



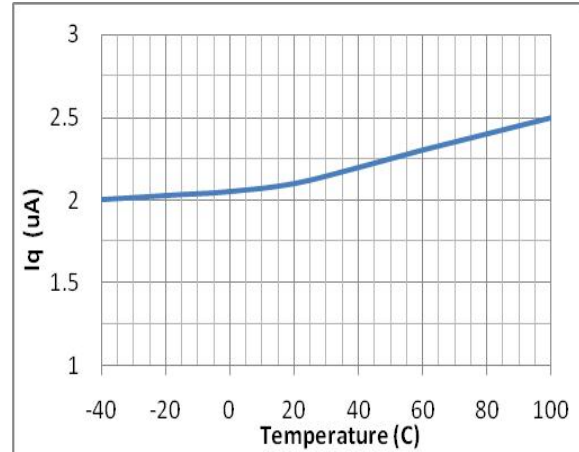
V_{OUT}: 3.3V



V_{OUT}: 3.3V



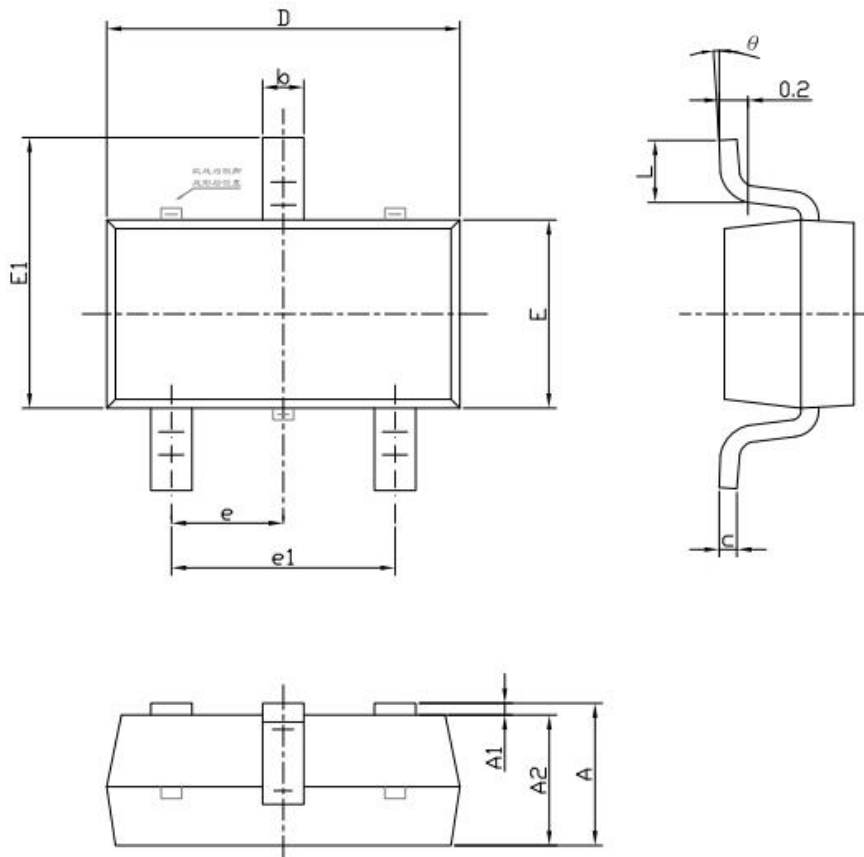
V_{OUT} : 3.3V



V_{OUT} : 5.0V



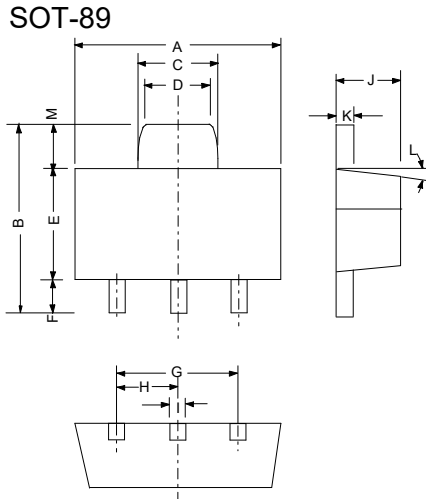
Outline Drawing for SOT-23-3



Symbol	Dimensions In Millimeters		Dimensions In Inches	
	Min	Max	Min	Max
A	1.050	1.250	0.041	0.049
A1	0.000	0.100	0.000	0.004
A2	1.050	1.150	0.041	0.045
b	0.300	0.500	0.012	0.020
c	0.100	0.200	0.004	0.008
D	2.820	3.020	0.111	0.119
E	1.500	1.700	0.059	0.067
E1	2.650	2.950	0.104	0.116
e	0.950(BSC)		0.037(BSC)	
e1	1.800	2.000	0.071	0.079
L	0.300	0.600	0.012	0.024
theta	0°	8°	0°	8°

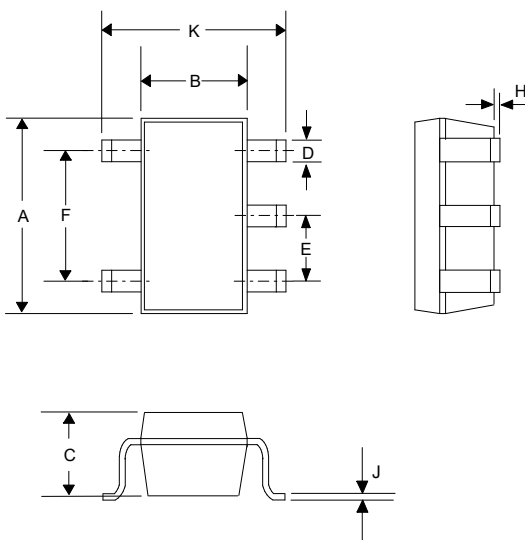


Outline Drawing for SOT-89



DIMENSIONS				
DIM ^N	INCHES		MM	
	MIN	MAX	MIN	MAX
A	0.173	0.181	4.400	4.600
B	0.159	0.167	4.050	4.250
C	0.067	0.075	1.700	1.900
D	0.051	0.059	1.300	1.500
E	0.094	0.102	2.400	2.600
F	0.035	0.047	0.890	1.200
G	0.118REF		3.00REF	
H	0.059REF		1.50REF	
I	0.016	0.020	0.400	0.520
J	0.055	0.063	1.400	1.600
K	0.014	0.016	0.350	0.410
L	10°TYP		10°TYP	
M	0.028REF		0.70REF	

Outline Drawing for SOT-23-5



DIMENSIONS				
DIM ^N	INCHES		MM	
	MIN	MAX	MIN	MAX
A	0.110	0.120	2.80	3.05
B	0.059	0.070	1.50	1.75
C	0.036	0.051	0.90	1.30
D	0.014	0.020	0.35	0.50
E	-	0.037	-	0.95
F	-	0.075	-	1.90
H	-	0.006	-	0.15
J	0.0035	0.008	0.090	0.20
K	0.102	0.118	2.60	3.00



Customer Support

Seaward Electronics Incorporated – China

Section B, 2nd Floor, ShangDi Scientific Office Complex, #22 XinXi Road

Haidian District, Beijing 100085, China

Tel: 86-10-8289-5700/01/05

Fax: 86-10-8289-5706

Seaward Electronics Corporation – Taiwan

2F, #181, Sec. 3, Minguan East Rd,

Taipei, Taiwan R.O.C

Tel: 886-2-2712-0307

Fax: 886-2-2712-0191

Seaward Electronics Incorporated – North America

1512 Centre Pointe Dr.

Milpitas, CA95035, USA

Tel: 1-408-821-6600

X-ON Electronics

Largest Supplier of Electrical and Electronic Components

Click to view similar products for [LDO Voltage Regulators](#) category:

Click to view products by [Seaward](#) manufacturer:

Other Similar products are found below :

[M38D29FFHP#U1](#) [702103A](#) [717726C](#) [742457H](#) [MP20051DN-LF-Z](#) [R5F111PGGFB#30](#) [AP7363-SP-13](#) [NCP103AMX285TCG](#)
[NCV8664CST33T3G](#) [NCV8752AMX28TCG](#) [L9454](#) [AP7362-HA-7](#) [LX13043CLD](#) [TCR3DF185,LM\(CT](#) [TCR3DF24,LM\(CT](#)
[TCR3DF285,LM\(CT](#) [TCR3DF31,LM\(CT](#) [TCR3DF45,LM\(CT](#) [TLF4949EJ](#) [L9708](#) [L970813TR](#) [030014BB](#) [059985X](#) [EAN61387601](#)
[EAN61573601](#) [NCP121AMX173TCG](#) [NCP4687DH15T1G](#) [NCV8703MX30TCG](#) [701326R](#) [702087BB](#) [755078E](#) [TCR2EN28,LF\(S](#)
[LM1117DT-1.8/NO](#) [LT1086CM#TRPBF](#) [AZ1085S2-1.5TRE1](#) [MAX15101EWL+T](#) [NCV8170AXV250T2G](#) [SCD337BTG](#)
[TCR3DF27,LM\(CT](#) [TCR3DF19,LM\(CT](#) [TCR3DF125,LM\(CT](#) [TCR2EN18,LF\(S](#) [MAX15103EWL+T](#) [TS2937CZ-5.0 C0](#) [MAX8878EUK30-](#)
[T](#) [MAX663CPA](#) [NCV4269CPD50R2G](#) [NCV8716MT30TBG](#) [AZ1117IH-1.2TRG1](#) [MP2013GQ-P](#)