



所有技术信息以实际性能为准, 亿联客保留最终解释权
服务电话: (0532)89618908 网址: www.yeelight.com
制造商: 青岛亿联客信息技术有限公司

yeelight.com

CAUTION

- Please confirm the power voltage before installation, imcompatible voltage may cause safty issue;
- Do NOT teardown product;
- Be careful of the glass bulb shade, it may cause injury if you break the glass.
- Because of the heat given by LEDs, please install the bulb in free air, make sure there is no enclosure to trap heat.

PACKAGE INCLUDES



Yeelight blue blub x1



User guide x1

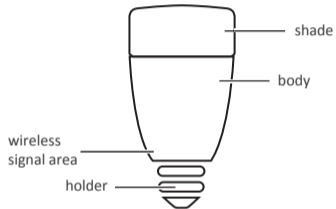


Warranty card x1

SPECIFICATIONS

Lighting output:	White and RGB
Voltage:	AC 100~240V 50/60Hz
Standby Wattage:	Less than 0.3 Watt
Wattage:	6 Watt
Lumen:	500lm
Lifetime:	20000hours+
Connection:	Bluetooth 4.0 BLE

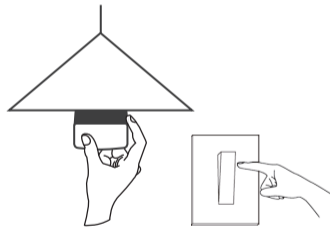
STRUCTURE



*The bulb holder may be varied according to specified type.

INSTALLATION

- 01 Screw the bulb into socket, turn on the power switch, and make sure light bulb is not in closed space.



- 02 For iOS APP, please download from App Store by searching via key word “yeelight blue”.



For Android App, you can get it from:

1. Google play by searching “yeelight blue”;
2. Download page from yeelight.com website.

- 03 Turn on Bluetooth from setting in your mobile phone (No need to pair and connect here).



- 04 Start the APP, and follow the instructions to enjoy amazing scene lighting experience.

INTRODUCTION

Top Class LED

Top class CREE LED provides high quality white light and precise colors.

Mobile App Control

Mobile App control with perfect user experience, control distance up to 30 meter via Bluetooth 4.0.

Timer Switch

With App timer switch feature, bulb can be turn on/off in certain time.

Flowing color

App analyses album photo and show the colors with bulb color cycling.

Music rainbow

Yeelight blue bulbs can help you profound party effect with color changing follows the music.

Multiple Control

Control up to ten bulbs in the same time, you can one-key swiech to scene lighting mode for your multiple bulbs.

安全注意事项

- 使用前请确认电压是否符合本产品的兼容性要求, 不适当的电压可能会带来安全问题.
- 请勿私自拆解产品.
- 灯罩为玻璃制品, 请轻拿轻放, 不要打破而造成伤害.
- 灯泡在工作中会产生热量, 请不要在密闭空间中使用, 务必保持灯泡周围的空气对流以利于散热.

包装清单



球泡灯 ×1



快速入门指南 ×1

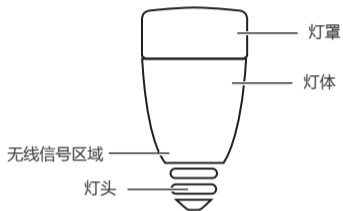


保修卡 ×1

产品参数

色彩	白光+RGB
工作电压	交流100~240V 50/60Hz
额定功率	6瓦
待机功率	小于0.3瓦
流明	500lm
寿命	20000小时以上
通信方式	蓝牙4.0 Bluetooth Low Energy

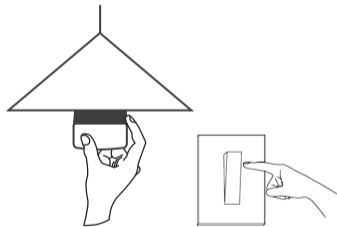
产品结构图



* 灯头型号请以实际产品为准

安装步骤

01 将灯泡装入灯座, 并打开电源开关, 请保证灯泡不在密闭空间使用.



02 iOS版本应用请从AppStore搜索yeelight blue下载.



Android版本应用请从以下渠道获取:

1. Google play搜索yeelight blue, 或
2. yeelight.com官方网站下载页面.

*请注意区别blue和yeelight的其它版本APP.

03 手机设置中开启蓝牙 (在此步骤仅需开启, 不需要进行配对和连接).



04 启动应用, 按照应用内指导进行操作. 开始享受yeelight带给您的情景照明体验吧!

全新特点

高品质灯珠

采用高品质的Cree灯珠, 使得白光显色性更好, 彩色更加丰富细腻.

智能手机控制

通过低功耗蓝牙无线控制, 最远达30米直视距离. 精心设计的APP操控方式, 让您轻松自如地控制.

定时开关

APP自定义定时开关灯功能, 让灯光在指定的时间内自动关闭, 让您安心进入睡眠状态; 或者在指定的时间亮起, 伴您开始新的一天.

Flowing Color技术

独有专利Flowing Color 技术, 智能分析相册图片的色彩, 并通过轮换方式用灯光展现出来, 将你带回美好时光的温馨记忆中.

音乐互动

使用智能手机作为控制器, 自己播放音乐或者采集外部声音, 将律动的节奏用灯光的变化展现出来.

多灯同时控制

可同时控制十盏灯*, 感受yeelight带来的全新生活方式. 一键情景功能可以将多个灯快速切换到您的预设状态.

* iOS设备支持十盏同时控制, Android设备连接稳定性取决于具体机型和系统.



为了保护环境, 此说明书采用环保纸张, 利于纸张回收。In order to protect the environment, this manual USES recycled paper, paper recycling.

Please go to bluetooth.com and search yeelight blue to get the detailed information of end product listing.

1. This device complies with Part 15 of the FCC Rules. Operation is subject to the following two conditions:
 - (1) This device may not cause harmful interference, and
 - (2) This device must accept any interference received, including interference that may cause undesired operation.
2. Changes or modifications not expressly approved by the party responsible for compliance could void the user's authority to operate the equipment.

NOTE: This equipment has been tested and found to comply with the limits for a Class B digital device, pursuant to Part 15 of the FCC Rules. These limits are designed to provide reasonable protection against harmful interference in a residential installation. This equipment generates, uses and can radiate radio frequency energy and, if not installed and used in accordance with the instructions, may cause harmful interference to radio communications. However, there is no guarantee that interference will not occur in a particular installation. If this equipment does cause harmful interference to radio or television reception, which can be determined by turning the equipment off and on, the user is encouraged to try to correct the interference by one or more of the following measures:

- Reorient or relocate the receiving antenna.
- Increase the separation between the equipment and receiver.
- Connect the equipment into an outlet on a circuit different from that to which the receiver is connected.
- Consult the dealer or an experienced radio/TV technician for help.

X-ON Electronics

Largest Supplier of Electrical and Electronic Components

Click to view similar products for [Seed Studio Accessories](#) category:

Click to view products by [Seed Studio](#) manufacturer:

Other Similar products are found below :

[101990565](#) [101990564](#) [101020003](#) [101020004](#) [101020025](#) [101020028](#) [101020038](#) [101020058](#) [101020472](#) [101020580](#) [101990029](#)
[101990058](#) [101990059](#) [101990061](#) [101990064](#) [101990065](#) [102020143](#) [102070002](#) [102070004](#) [102070007](#) [102070008](#) [102070011](#)
[102991175](#) [102991176](#) [103010002](#) [103020005](#) [103020007](#) [103020008](#) [103020010](#) [103020012](#) [103020030](#) [103020133](#) [103020135](#)
[103020136](#) [103020137](#) [103020252](#) [103020272](#) [103030005](#) [103030009](#) [103030075](#) [103030275](#) [103030276](#) [103030335](#) [103100063](#)
[103990183](#) [103990445](#) [104020006](#) [104020048](#) [104020108](#) [104020109](#)