



Raspberry Pi 9 Layers Acrylic Case with Fan (Support Pi 4)

SKU 110991324

This is an acrylic material shell specially designed for the Raspberry Pi 4B. It is a layered stacking design.

The black and white acrylic sheets are stacked to form a perfect shell.

The shell kit also has 4 aluminum heat sinks and a cover.


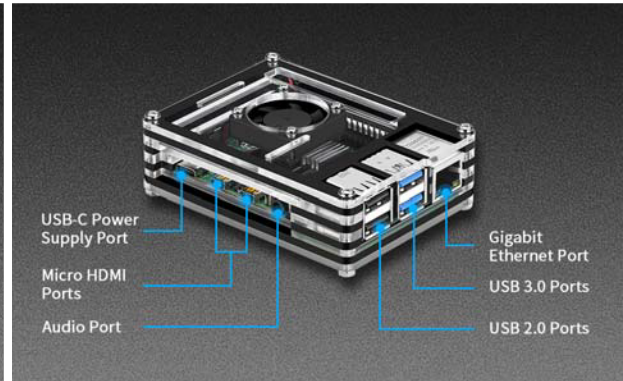

The ultra-quiet fan helps dissipate heat and has a beautiful appearance, and feels the interesting aspects of the cascading design during the assembly process.

Make your Raspberry Pi shell unique.

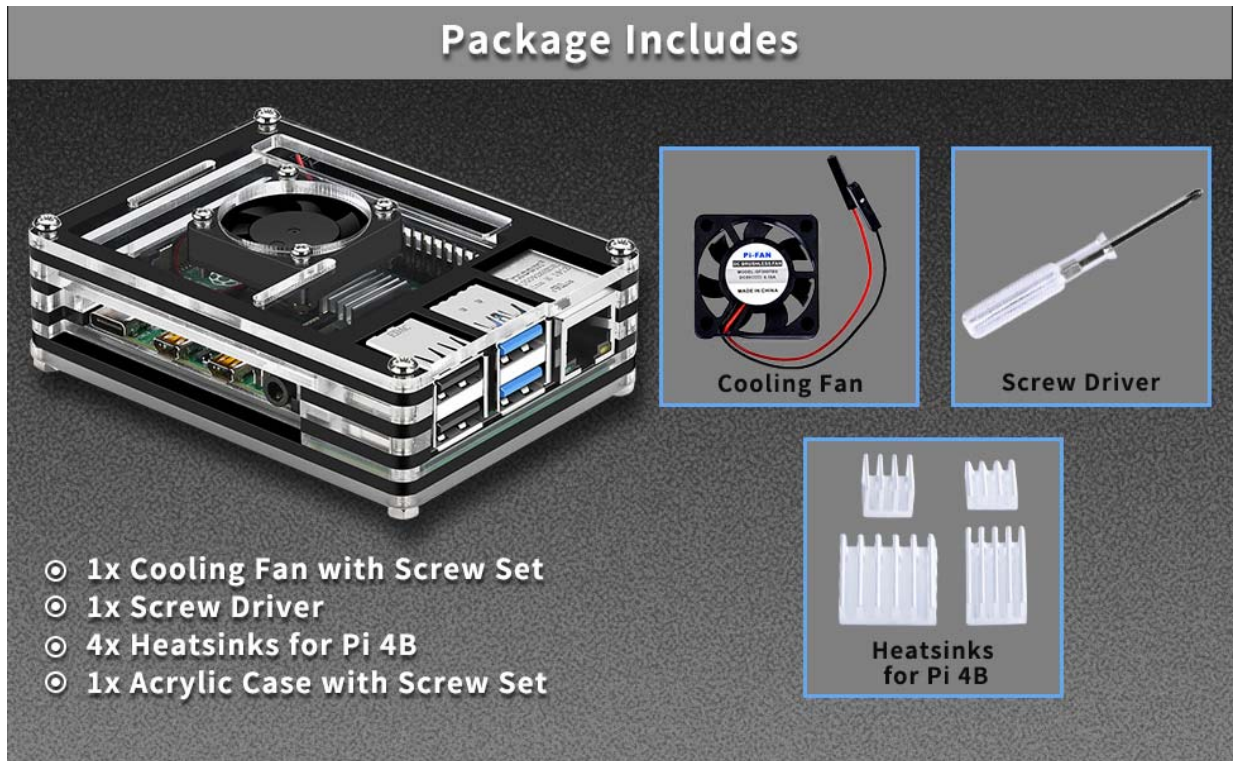
Features

- Only for Raspberry Pi 4B
- Layered Stacking Design
- Super Quiet Fan
- Easy to assemble
- Aluminum Heat Sinks
- Anti-slipper pads

Specifications



Package Includes




The diagram shows the Raspberry Pi case and its components. A large image of the case is on the left. On the right, there are three smaller images: a cooling fan, a screw driver, and heatsinks for Pi 4B.

- 1x Cooling Fan with Screw Set
- 1x Screw Driver
- 4x Heatsinks for Pi 4B
- 1x Acrylic Case with Screw Set

Heatsinks for Pi 4B

Assembly Steps


1. Please remove the protective film of acrylic panel !




2. Pick out 4 nuts, 4 small header screws, 4 short standoffs and the bottom acrylic panel !



3. Install 4 pieces of small header screws through the bottom panel and screw 4 short standoffs !



4. Put the Raspberry Pi Board on the acrylic panel as the picture shows and screw 4 nuts !



5. Pick out 4 big header screws and 4 long standoffs! Install 4 pieces of big header screws through the bottom panel and screw 4 long standoffs!




6. Pick the cooling fan, its protective cover, 4 screws and 4 nuts for cooling fan, and the top acrylic panel.



7. Install the cooling fan as the picture shows!




8. Connect the cables of cooling fan to GPIO headers!



9. Make the top panel plug into the long standoffs!



10. Install the screw cap!



Part List:

- 1 x Cooling Fan with Screw Set
- 1 x Screw Driver
- 4 x Heatsinks for Pi 4B
- 1 x Acrylic Case with Screw Set

ECCN/HTS

ECCN	ERA99
HSCODE	8414599060
UPC	

X-ON Electronics

Largest Supplier of Electrical and Electronic Components

Click to view similar products for [Seeed Studio Accessories](#) category:

Click to view products by [Seeed Studio](#) manufacturer:

Other Similar products are found below :

[101990565](#) [114992282](#) [114992268](#) [101990647](#) [103060000](#) [101020004](#) [101020006](#)

[101020012](#) [101020018](#) [101020028](#) [101020038](#) [101020045](#) [101020049](#) [101020052](#)

[101020055](#) [101020056](#) [101020058](#) [101020472](#) [101020580](#) [101020603](#) [101990007](#)

[101990028](#) [101990053](#) [101990058](#) [101990059](#)