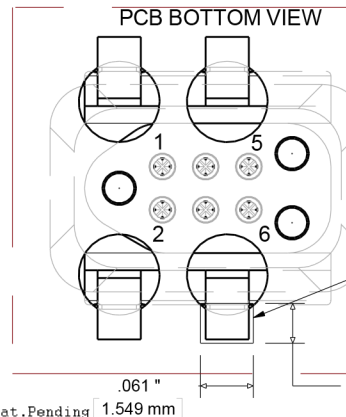
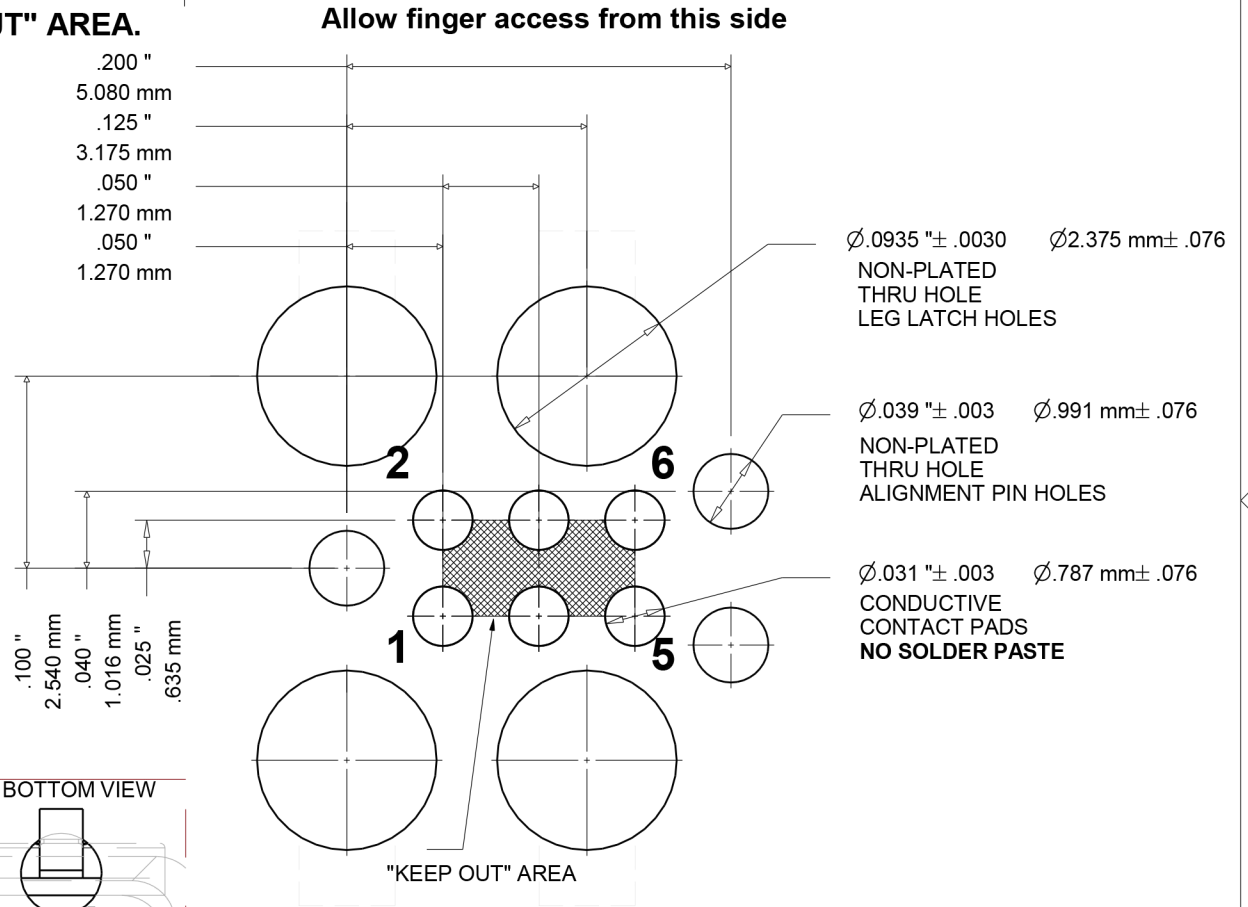


Notes:

1. Allow clearance for finger squeeze access from the two sides shown.
2. No tracks or vias in the shaded "KEEP OUT" AREA.
3. No other track or signal within .02" of any contact pad.
4. Do not allow solder paste on the contact pads. It is essential to eliminate any hole in the solder paste-mask (solder stencil) layer. If this is not possible make the contact pads thru-hole with a finished hole size of .008" or less.
5. Leg and alignment holes may be plated and used as vias but ensure minimum finished hole size meets specified tolerances.
6. To prevent purchasing confusion, please specify DNL in your BOM.
7. If using a proto-board fab that plates all through holes, make sure all holes are defined as plated in the footprint.

FOOTPRINT FOR J-LINK 6-Pin Needle Adapter

ZONE	REV	4/16/14	MS
------	-----	---------	----



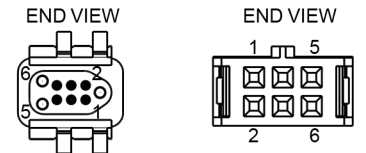
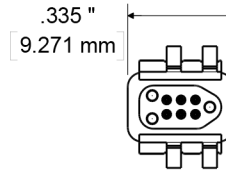
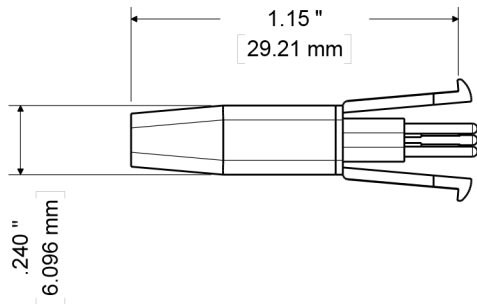
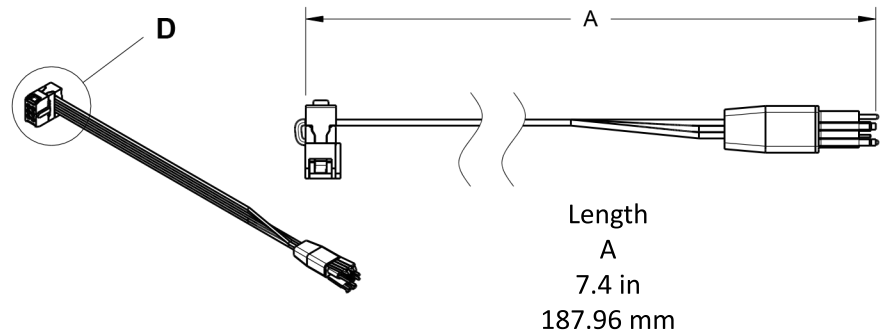
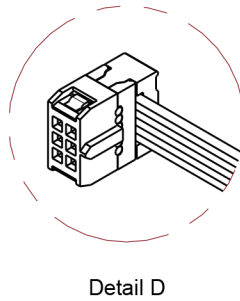
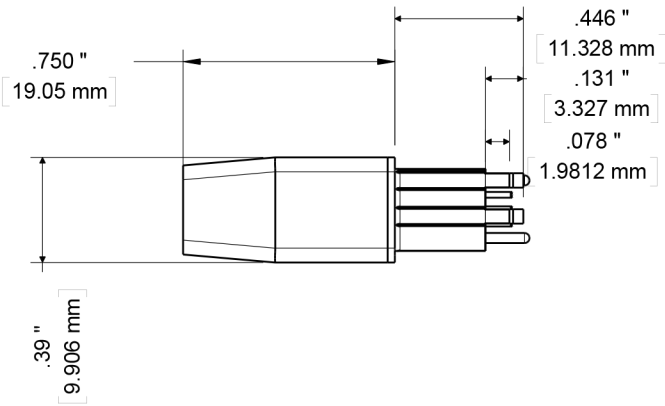
ALLOW A .061 X .046 SQUARE AREA OF CLEARANCE FOR EACH FOOT

SIZE A	FSCM NO.	DWG NO. FOOTPRINT FOR 6-Pin Needle Adapter	REV A
SCALE	www.segger.com		SHEET 1 OF 3

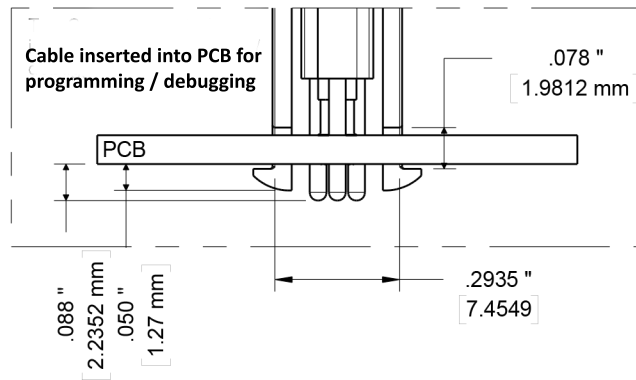
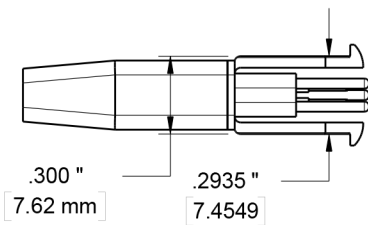
NOTE:
Dimensions subject to change

J-LINK 6-Pin Needle Adapter

ZONE	A		4/16/14	MS
------	---	--	---------	----

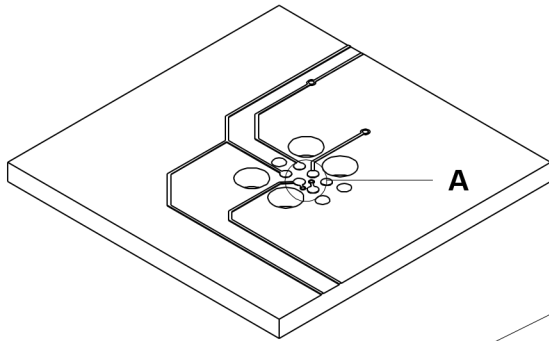


TAG 6 PIN	IDC 6pin
1	1
2	2
3	3
4	4
5	5
6	6




SIZE A	FSCM NO.	DWG NO. 6-Pin Needle Adapter	REV A
SCALE	www.segger.com		SHEET 2 Of 3

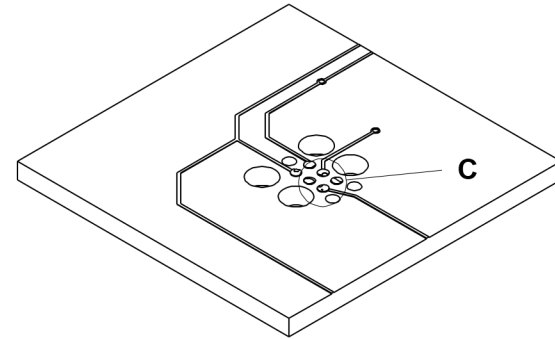
Layout Problems to Avoid



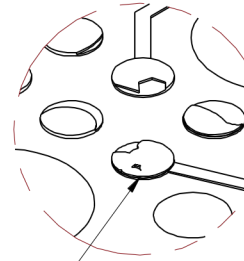
Vias between contact pads



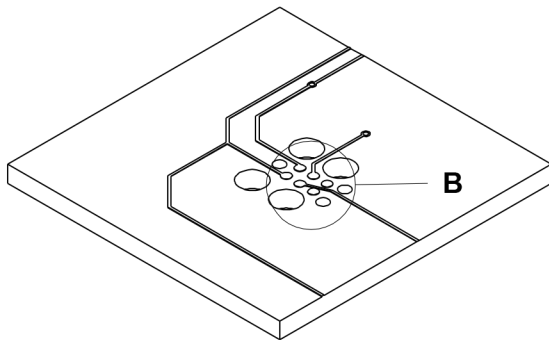
Detail A



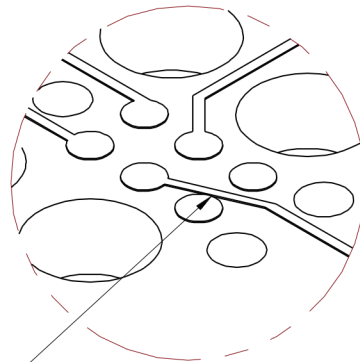
Do not deposit solder paste on contact pads. View Solder Paste Mask (Solder Stencil) layer in pad-stack and eliminate any hole.



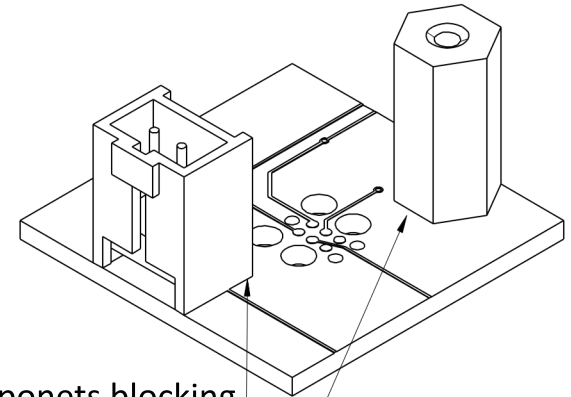
Detail C



Traces less than .02" away from contact pad or in "KEEP OUT" area



Detail B



Large components blocking finger access to the cable leg clips

X-ON Electronics

Largest Supplier of Electrical and Electronic Components

Click to view similar products for [Sockets & Adapters](#) category:

Click to view products by [Segger Microcontroller](#) manufacturer:

Other Similar products are found below :

[6508-0-00-01-00-00-33-0](#) [AC164341](#) [AC164348](#) [1262](#) [22827](#) [AC164353](#) [TDGL015](#) [SA247](#) [SM64TQ-ACTEL-1](#) [70-0036](#) [8.06.03](#)
[DS91230+](#) [SMPA-ISP-ACTEL-3-KIT](#) [16017](#) [LFVDBGF](#) [KIT 70601-3](#) [SM132CQ-ACTEL](#) [IPC0181](#) [IPC0175](#) [IPC0165](#) [AC164397](#) [conga-](#)
[Thin MITX/eDP to DP Adapter](#) [ML-ADP-EVN](#) [ASA.01](#) [ASA.09](#) [ASA.12](#) [ASA.14](#) [TOOLSTICK990MPP](#) [MIKROE-425](#) [C305000ACP2](#)
[110-83-320-41-605101](#) [110-83-632-41-605101](#) [110-83-640-41-605101](#) [110-83-628-41-605101](#) [116-83-306-41-001101](#) [PA0003](#) [PA0007](#)
[PA0009](#) [PA0035](#) [PA0085](#) [PA0096](#) [IPC0079](#) [ATARD-DBGADPT](#) [80-000286](#) [ATSTK600-RC26](#) [ATSTK600-RC46](#) [ATSTK600-RC88](#)
[ATSTK600-SC06](#) [ATSTK600-RC78](#) [SPC560PADPT64S](#)