




144 x 144mm

Features:

- 1 phase current sensing
- LED Type 4 digits
- Supports Intelligent Algorithm
- Automatically switches between various capacitor banks
- 8 steps
- Dual Password Protection
- Configurable alarm setting
- Alarm indication on display

Certifications: 

Display Specifications

Type	7 Segment LED
Digits	4 digits 1 Row
No. of LED	8 + 1 + 1

Input Specifications

Rated Input Voltage	40-300V (L-N), 50-530V (L-L)
Rated Input Current	Nominal 5A AC (Min 50mA, Max 6A)
Frequency	45-65 Hz
Burden	20 mOhm
Wiring Input	L-L / L-N
Accuracy	Power factor: ±0.01
Measurement Range	
Power Factor	0.8 lag to 0.8 lead
Alarm Indications	
	Over Voltage, Under Voltage, Under Compensate, Over Compensate, CT Polarity Error, Current Absent indication
Settable Parameters	
CT Primary	1 / 5A to 9999A (Programmable for any value)
CT Secondary	1 or 5A (Programmable)

Output Specifications

Output Contacts	NO, One common point Max fuse 6A
Steps	1 to 8 / 12
Relay Contact	5A @ 250VAC (Max)

Auxiliary Supply Specifications

Input voltage range	90 - 550VAC
Consumption	15VA max
Frequency	50-60 Hz

Control Specifications

Target PF	0.8 lag to 0.8 lead
Control Sensitivity	55 to 100%
Step time	1 to 999 sec
Discharge time	1 to 999 sec
Switching program	Automatic / Linear / Rotational
Control Mode	Automatic / Manual
Auto initialization	Yes / No

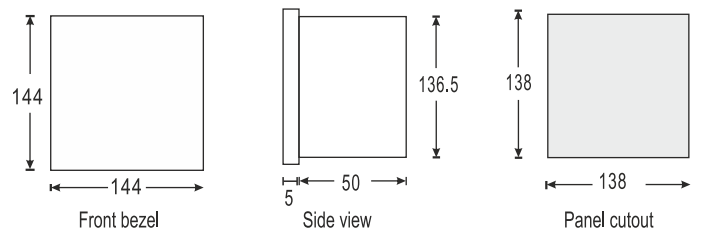
Environmental Specifications

Temperature	Operating	0 °C to 60 °C
	Storage	-20 °C to 60 °C
Humidity	0% to 95% without moisture consideration	

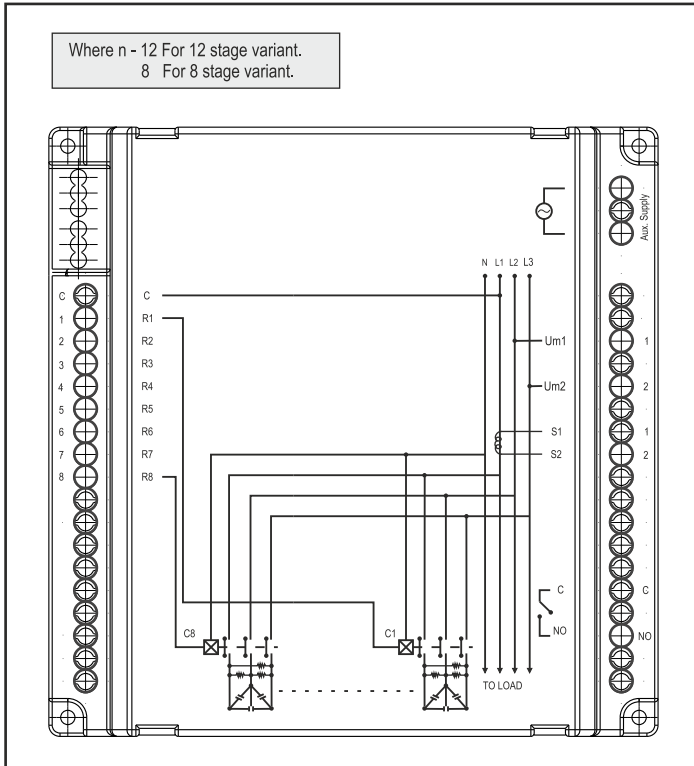
Mechanical Specifications

Mounting	Panel mount
Weight	APFC147-108 : 400gms

Dimensions(in mm)



Terminal Connections



Ordering Information

Product Code	Supply Voltage	No. of stages	Certification
APFC147-108-90 / 550VCE	90 - 550 VAC, 50/60Hz	8	CE

Compliance

Applicable EMI / EMC Standards		
Product Standard : IEC 61326-1		
Category		Standards Compliance
ESD Immunity	IEC 61000-4-2	Level IV (Air discharge : 15kV), (Contact Discharge : -8kV)
Surge Immunity	IEC 61000-4-5	+/- 2kV common mode, (Line to ground) +/- 1kV differential mode, (Line to Line)
Radiated Susceptibility	IEC 61000-4-3	Level III, 80 to 1000MHz (10V/m) Level II, 1.4GHz to 2GHz (3V/m) Level I, 2GHz to 2.7GHz (1V/m)
Conducted Susceptibility	IEC 61000-4-6	Level II (3V/m)
Voltage Dips and Interruptions	IEC 61000-4-11	Dips : 0% residual voltage / 1 cycle (Criteria B), 40% residual voltage / 10 cycles 50Hz / 12 cycles 60Hz (Criteria C) 70% residual voltage / 25 cycles 50Hz / 30 cycles 60Hz (Criteria C) Interruptions : 0% residual voltage / 250 cycles 50Hz / 300 cycles 60Hz (Criteria C)
Conducted Emission	CISPR-11	
Radiated Emission	CISPR-11	
Electrical Fast Transient	IEC 61000-4-4	Level III (2kV)

X-ON Electronics

Largest Supplier of Electrical and Electronic Components

Click to view similar products for [SELEC manufacturer](#):

Other Similar products are found below :

[AM-I-2-5-CE](#) [AM-I-3-5-250-CE](#) [AM-I-3-5-CE](#) [AM-I-D-2-100A-CE](#) [AM-I-D-2-10A-CE](#) [AM-I-D-2-20A-CE](#) [AM-I-D-2-30A-CE](#) [AM-I-D-2-40A-CE](#) [AM-I-D-2-50A-CE](#) [AM-V-2-L-CE](#) [AM-V-2-N-CE](#) [AM-V-3-L-CE](#) [AM-V-3-N-CE](#) [APFC146-112-90/550V-CE](#) [APFC147-108-90/550V-CE](#) [APFC148-312-90/550V-CE](#) [APFC347-108-230V-CE-ROHS](#) [EM2M-1P-C-100A-CE](#) [EM368-C-CU](#) [EM4M-3P-C-100A](#) [IPCOVER-2](#) [IPCOVER-3](#) [MA12-CU](#) [MA2301-230V-CE](#) [MA501-230V-CE](#) [MFM284-C-CE](#) [MFM376-C-CE-ROHS](#) [MFM383A-C-CE](#) [MFM384-C-CU-G-ROHS](#) [MFM384-R-C-CE](#) [MV15-230V-CE](#) [MV2307-CU](#) [SCL-AM-I-2-1000/5A](#) [SCL-AM-I-2-100/5A](#) [SCL-AM-I-2-125/5A](#) [SCL-AM-I-2-1600/5A](#) [SCL-AM-I-2-200/5A](#) [SCL-AM-I-2-300/5A](#) [SCL-AM-I-2-30/5A](#) [SCL-AM-I-2-400/5A](#) [SCL-AM-I-2-600/5A](#) [SCL-AM-I-2-60/5A](#) [SCL-AM-I-2-75/5A](#) [SCL-AM-I-2-800/5A](#) [SCL-AM-I-3-1000/5A](#) [SCL-AM-I-3-100/5A](#) [SCL-AM-I-3-125/5A](#) [SCL-AM-I-3-150/5A](#) [SCL-AM-I-3-1600/5A](#) [SCL-AM-I-3-200/5A](#)