

FEATURE

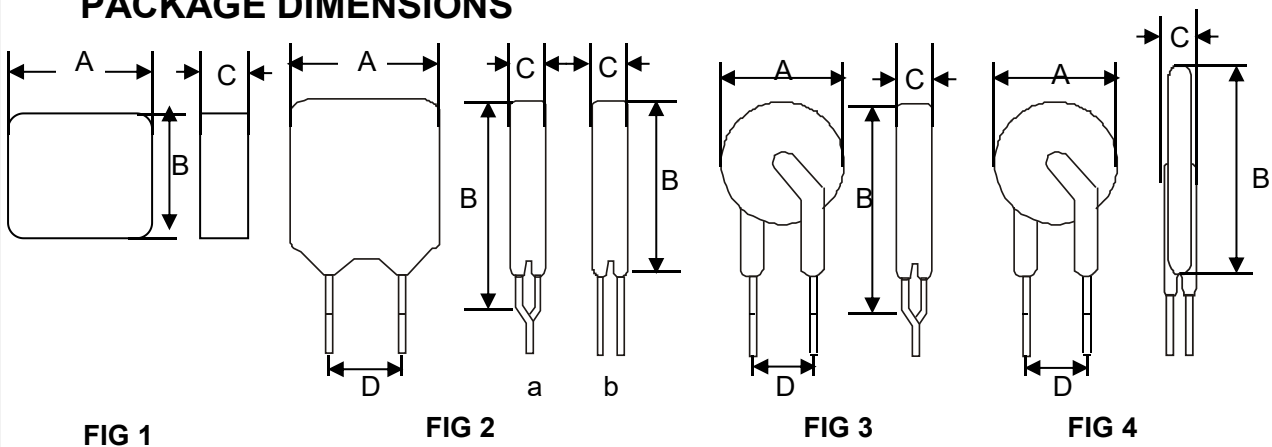
- Radial leaded devices.
- High voltage surge capabilities.
- Available in lead-free version.



APPLICATIONS

- Customer Premises Equipment (CPE)
- Central Office (CO)/ telecom centers
- LAN/WAN equipment
- Access equipment

PACKAGE DIMENSIONS



Part Number	FIG	A(max)	B(max)	C(max)	D(Max)
SB250-030	3(4)	6.0	9.3	3.8	5.1
SB250-040	3(4)	6.0	9.3	3.8	5.1
SB250-060	3(4)	6.0	9.3	3.8	5.1
SB250-080	3(4)	6.0	9.3	3.8	5.1
SB250-090	3	6.0	9.3	3.8	5.1
SB250-110	2	6.5	10.0	3.8	5.1
SB250-120	2	7.0	10.0	3.8	5.1
SB250-145	2	7.0	10.0	3.8	5.1
SB250-180	2	10.4	14.5	3.8	5.1
SB250-200	2	10.5	17.0	3.8	5.1
SB250-400	2	10.5	17.0	3.8	5.1
SB250-600	2	16.0	18.0	4.5	5.1
SB250-800	2	20.0	22.0	4.5	5.1

ELECTRICAL CHARACTERISTICS

Part Number	Vmax (V)	I _{max} (A)	I _h (mA)	R _{max} (Ω)	R _{min} (Ω)	Pd(W)
SB250-030	250	1	30	90	35	1.0
SB250-040	250	3	40	60	30	1.0
SB250-060	250	3	60	40	26	1.0
SB250-080	250	3	80	22	14	1.0
SB250-090	250	3	90	20	10	1.0
SB250-110	250	3	110	12	6	1.0
SB250-120	250	3	120	10	6	1.0
SB250-145	250	3	145	6.5	3.5	1.0
SB250-180	250	10	180	3	1	1.0
SB250-200	250	10	200	6	3	1.0
SB250-400	250	10	400	3	1	1.0
SB250-600	250	10	600	2	0.6	1.0
SB250-800	250	10	800	1.0	0.4	1.0

V_{MAX}=Maximum voltage device can withstand without damage at rated current.

I_{MAX}=Maximum fault current device can withstand without damage at rated voltage.

I_H=Hold current: maximum current at which the device will not trip at 25 still air.

R_{MAX}=Maximum device resistance at 25 prior to tripping.

R_{MIN}=Minimum device resistance at 25 prior to tripping.

Pd_{typ}=Typical power dissipation: typical amount of power dissipated by the device when in state air environment.

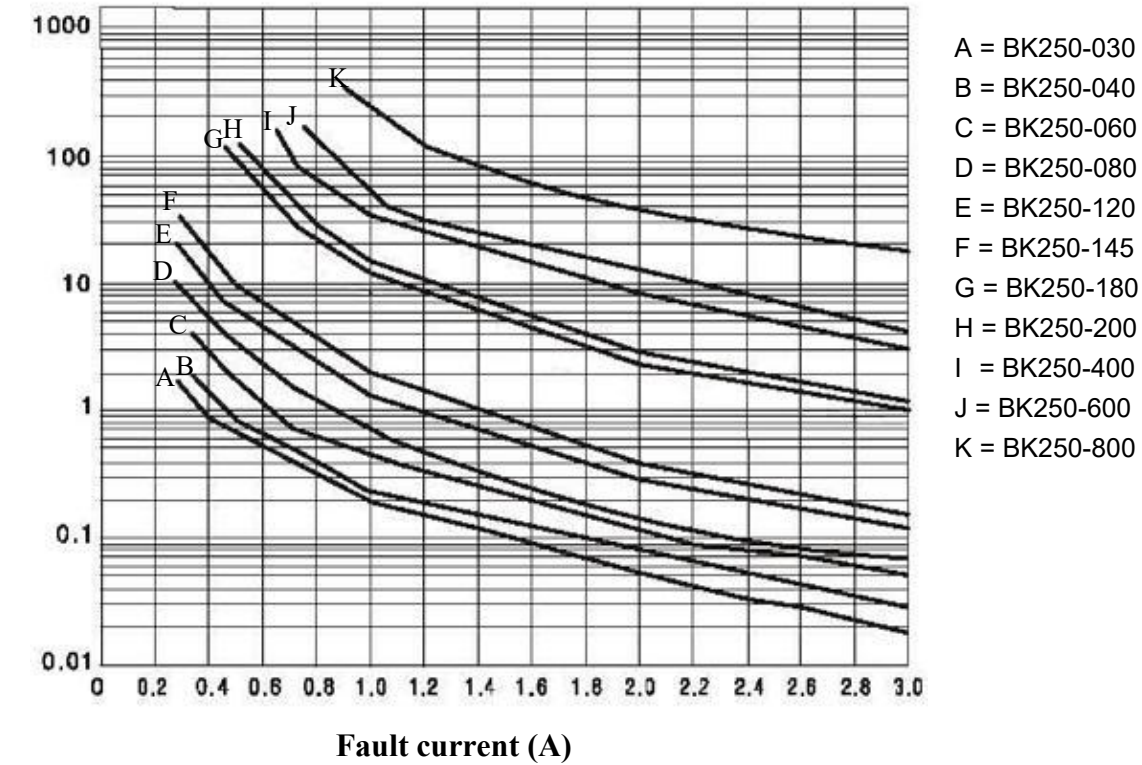
THERMAL DERATING CHART - I_H(A)

Part Number	-20℃	0℃	25℃	40℃	50℃	60℃	70℃	85℃
SB250-030	0.040	0.035	0.030	0.025	0.023	0.020	0.017	0.013
SB250-040	0.053	0.047	0.040	0.034	0.031	0.027	0.024	0.019
SB250-060	0.079	0.070	0.060	0.051	0.046	0.041	0.037	0.029
SB250-080	0.106	0.094	0.080	0.068	0.062	0.054	0.049	0.038
SB250-090	0.119	0.105	0.090	0.077	0.069	0.061	0.055	0.043
SB250-110	0.145	0.129	0.110	0.094	0.085	0.075	0.067	0.053
SB250-120	0.158	0.140	0.120	0.102	0.092	0.082	0.073	0.058
SB250-145	0.191	0.170	0.145	0.123	0.112	0.099	0.088	0.070
SB250-180	0.238	0.211	0.180	0.153	0.139	0.122	0.110	0.086
SB250-200	0.264	0.234	0.200	0.170	0.154	0.136	0.122	0.096
SB250-400	0.528	0.468	0.400	0.340	0.308	0.272	0.344	0.192
SB250-600	0.792	0.702	0.600	0.510	0.462	0.408	0.366	0.288
SB250-800	1.056	0.936	0.800	0.680	0.616	0.544	0.488	0.384

TEST PROCEDURES AND REQUIREMENT

Test	Test Conditions	Accept/Reject Criteria
Resistance	In still air @25°C	$R_{min} \leq R \leq R_{max}$
Time to Trip	5times, I hold, V_{max} , 25°C	$T \leq \text{max. Time to trip (seconds)}$
Hold Current	1H, AT I hold, 25°C	No trip
Trip Cycle Life	V_{max} , I_{max} , 100 cycles	No arcing or burning
Trip Endurance	V_{max} , 48hours	No arcing or burning

TYPICAL TIME-TO-TRIP CHARTS @ 25°C

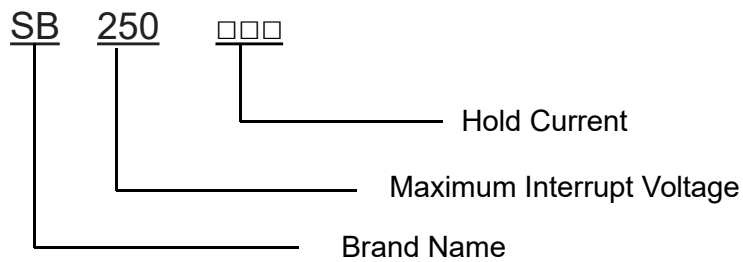


Time-to-trip (s)

STORAGE RECOMMENDATIONS

- Storage Temperature : -10 °C ~+40 °C
- Relative Humidity :80%RH
- Keep away from corrosive atmosphere and sunlight.
- Period of Storage: 1 year

ORDERING INFORMATION



PACKAGING

Part Number	Quantity
SB 250-xxx	1000/500

X-ON Electronics

Largest Supplier of Electrical and Electronic Components

Click to view similar products for [Resettable Fuses - PPTC](#) category:

Click to view products by [SEMBO](#) manufacturer:

Other Similar products are found below :

[RF0077-000](#) [RF2534-000](#) [RF3256-000](#) [RF3281-000](#) [RF3301-000](#) [RF3344-000](#) [RF3382-000](#) [SMD125-2](#) [RF2171-000](#) [RF2531-000](#) [RF2873-000](#) [RF3060-000](#) [TR600-150Q-B-0.5-0.130](#) [RXE090](#) [5E4795/04-1502](#) [TRF250-080T-B-1.0-0.125](#) [SMD100-2](#) [NIS5452MT1TXG](#) [NIS5431MT1TXG](#) [SMD250-2](#) [0ZCM0001FF2G](#) [0ZCM0003FF2G](#) [0ZCM0004FF2G](#) [BK60-017-DZ-E0.6](#) [F95456-000](#) [LVR100S](#) [RS30-090](#) [RS30-600](#) [RS30-700](#) [RS30-800](#) [RS30-900](#) [RS60RB-005](#) [RS60RB-010](#) [RS60RB-020](#) [RS60RB-025](#) [RS60RB-050](#) [RS60RB-075](#) [RS60RB-160](#) [SMD1206-300C-12V](#) [SB250-145](#) [SB250-030](#) [SB250-040](#) [SB250-200](#) [SB250-600](#) [SMD0805-005-24V](#) [SMD0805-050-16V](#) [SMD1210-005-60V](#) [SMD0805-005](#) [R60-375](#) [SMD0805K110SF6V](#)