

FEATURE

- Radial leaded devices.
- High voltage surge capabilities.
- Cured, flame retardant epoxy polymer insulating material
- meets UL94 V-0 requirements.
- Available in lead-free version.



APPLICATIONS

- USB hubs, ports and peripherals
- IEEE1394 ports
- Computers & peripherals
- Motor protection
- General electronics
- Automotive applications
- Industrial controls
- Transformers

PACKAGE DIMENSIONS

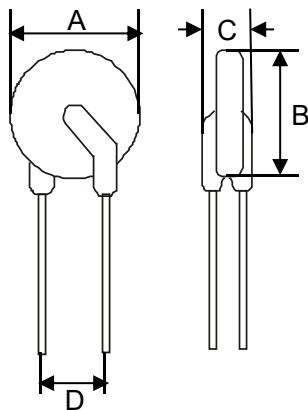


FIG 1

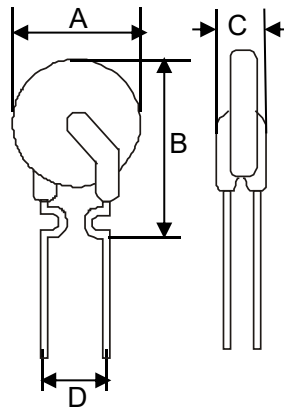


FIG 2

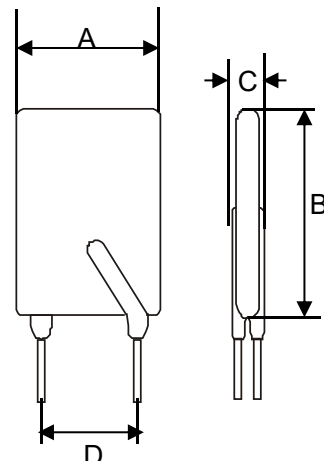


FIG 3

Part Number	FIG	A(max)	B(max)	C(max)	D(typ)
SB60-005	1	5.0	8.5	3.1	5.1
SB60-010	1	5.5	9.5	3.1	5.1
SB60-017	1	7.4	12.7	3.1	5.1
SB60-020	1	7.4	12.7	3.1	5.1
SB60-025	1	7.4	12.7	3.1	5.1
SB60-030	1	7.4	13.0	3.1	5.1
SB60-040	2	7.4	13.5	3.1	5.1
SB60-050	2	7.6	13.5	3.1	5.1

Part Number	FIG	A(max)	B(max)	C(max)	D(typ)
SB60-065	2	9.4	14.5	3.1	5.1
SB60-075	2	10.2	15.2	3.1	5.1
SB60-090	2	11.2	15.8	3.1	5.1
SB60-110-T	1	12.8	18.0	3.1	5.1
SB60-110-U	3	13.0	18.0	3.1	5.1
SB60-135	1	14.5	19.6	3.1	5.1
SB60-160	1	16.3	21.3	3.1	5.1
SB60-185	1	17.5	22.9	3.1	5.1
SB60-200	1	17.8	22.9	3.1	5.1
SB60-250	1	20.8	26.4	3.1	10.2
SB60-300	1	23.9	30.0	3.1	10.2
SB60-375	1	27.2	31.8	3.1	10.2

ELECTRICAL CHARACTERISTICS

Part Number	V _{max} (V)	I _{max} (A)	I _h (A)	R _{max} (Ω)	R _{min} (Ω)	Pd (W)
SB60-005	60	40	0.05	20.0	12.0	0.30
SB60-010	60	40	0.10	7.50	2.50	0.38
SB60-017	60	40	0.17	5.21	2.84	0.48
SB60-020	72	40	0.20	2.84	1.83	0.41
SB60-025	72	40	0.25	1.95	1.25	0.45
SB60-030	72	40	0.30	1.36	0.88	0.49
SB60-040	72	40	0.40	0.88	0.55	0.56
SB60-050	72	40	0.50	0.79	0.50	0.77
SB60-065	72	40	0.65	0.50	0.31	0.88
SB60-075	72	40	0.75	0.42	0.25	0.92
SB60-090	72	40	0.90	0.33	0.20	0.99
SB60-110	72	40	1.10	0.27	0.15	1.50
SB60-135	72	40	1.35	0.21	0.12	1.70
SB60-160	72	40	1.60	0.16	0.09	1.90
SB60-185	72	40	1.85	0.14	0.08	2.10
SB60-200	72	40	2.00	0.14	0.07	2.30
SB60-250	72	40	2.50	0.10	0.05	2.50
SB60-300	72	40	3.00	0.08	0.04	2.80
SB60-375	72	40	3.75	0.07	0.03	3.20

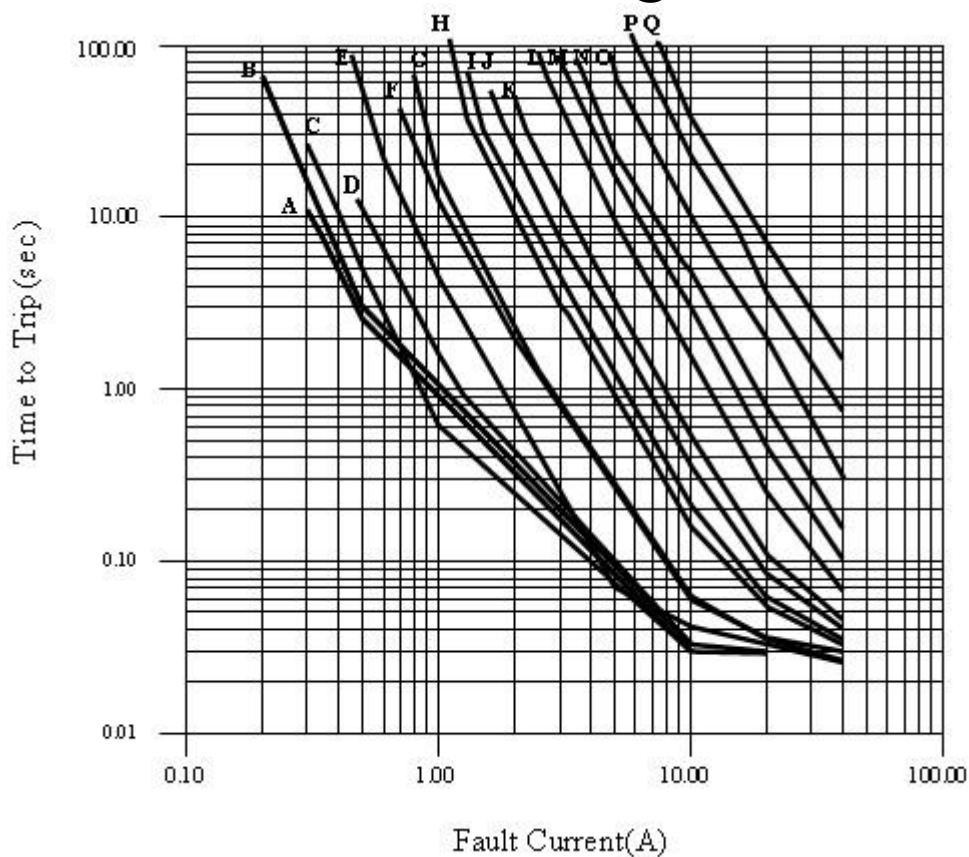
THERMAL DERATING CHART – I_H(A)

Part Number	-20℃	0℃	25℃	40℃	50℃	60℃	70℃	85℃
SB60-005	0.07	0.06	0.05	0.04	0.04	0.03	0.03	0.02
SB60-010	0.14	0.12	0.10	0.08	0.07	0.06	0.05	0.04
SB60-017	0.23	0.20	0.17	0.14	0.12	0.11	0.09	0.07
SB60-020	0.27	0.24	0.20	0.16	0.14	0.13	0.11	0.08
SB60-025	0.34	0.30	0.25	0.20	0.18	0.16	0.14	0.10
SB60-030	0.41	0.36	0.30	0.24	0.22	0.19	0.16	0.12
SB60-040	0.54	0.48	0.40	0.32	0.29	0.25	0.22	0.16
SB60-050	0.68	0.60	0.50	0.41	0.36	0.32	0.27	0.20
SB60-065	0.88	0.77	0.65	0.53	0.47	0.41	0.35	0.26
SB60-075	1.02	0.89	0.75	0.61	0.54	0.47	0.41	0.30
SB60-090	1.22	1.07	0.90	0.73	0.65	0.57	0.49	0.36
SB60-110	1.50	1.31	1.10	0.89	0.79	0.69	0.59	0.44
SB60-135	1.84	1.61	1.35	1.09	0.97	0.85	0.73	0.54
SB60-160	2.18	1.90	1.60	1.30	1.15	1.01	0.86	0.64
SB60-185	2.52	2.20	1.85	1.50	1.33	1.17	1.00	0.74
SB60-200	2.72	2.38	2.00	1.80	1.62	1.44	1.26	0.80
SB60-250	3.40	2.98	2.50	2.03	1.80	1.58	1.35	1.00
SB60-300	4.08	3.57	3.00	2.43	2.18	1.89	1.62	1.20
SB60-375	5.10	4.46	3.75	3.04	2.70	2.36	2.03	1.50

TEST PROCEDURES AND REQUIREMENT

Test	Test Conditions	Accept/Reject Criteria
Resistance	In still air @25℃	$R_{min} \leq R \leq R_{max}$
Time to Trip	5times, I hold, V _{max} , 25℃	T ≤ max. Time to trip(seconds)
Hold Current	1H, AT I hold, 25℃	No trip
Trip Cycle Life	V _{max} , I _{max} , 100 cycles	No arcing or burning
Trip Endurance	V _{max} , 48hours	No arcing or burning

TYPICAL TIME-TO-TRIP CHARTS @ 25°C

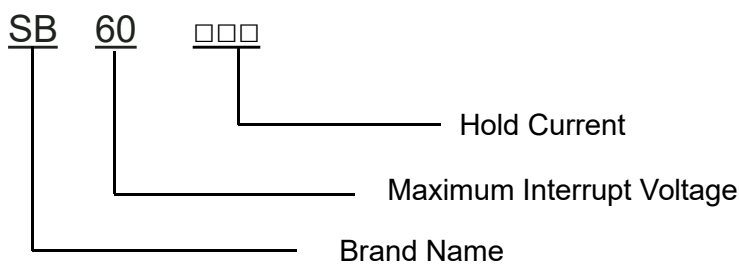


- A = SB60-010
- B = SB 60-017
- C = SB 60-020
- D = SB 60-025
- E = SB 60-030
- F = SB 60-040
- G = SB 60-050
- H = SB 60-065
- I = SB 60-075
- J = SB 60-090
- K = SB 60-110-T/U
- L = SB 60-135
- M = SB 60-160
- N = SB 60-185
- O = SB 60-250
- P = SB 60-300
- Q = SB 60-375

STORAGE RECOMMENDATIONS

- Storage Temperature : -10 °C ~+40 °C
- Relative Humidity :80%RH

ORDERING INFORMATION



PACKAGING

Part Number	Quantity
SB 60-xxx	1000/500

X-ON Electronics

Largest Supplier of Electrical and Electronic Components

Click to view similar products for [Resettable Fuses - PPTC](#) category:

Click to view products by [SEMBO](#) manufacturer:

Other Similar products are found below :

[RF0077-000](#) [RF3256-000](#) [RF3281-000](#) [RF3301-000](#) [RF3344-000](#) [RF3382-000](#) [SMD125-2](#) [RF2171-000](#) [RF2531-000](#) [RF2873-000](#) [RF3060-000](#) [TR600-150Q-B-0.5-0.130](#) [RXE090](#) [5E4795/04-1502](#) [TRF250-080T-B-1.0-0.125](#) [SMD100-2](#) [NIS5452MT1TXG](#) [NIS5431MT1TXG](#) [SMD250-2](#) [0ZCM0001FF2G](#) [0ZCM0003FF2G](#) [0ZCM0004FF2G](#) [BK60-017-DZ-E0.6](#) [F95456-000](#) [LVR100S](#) [RS30-090](#) [RS30-600](#) [RS30-700](#) [RS30-800](#) [RS30-900](#) [RS60RB-005](#) [RS60RB-010](#) [RS60RB-020](#) [RS60RB-025](#) [RS60RB-050](#) [RS60RB-075](#) [RS60RB-160](#) [ASMD0603-010-30V](#) [ASMD0603-025-16V](#) [ASMD2920-260-24V](#) [BSMD0603-025-12V](#) [BSMD1206-150-12V](#) [BSMD0805-020-33V](#) [BSMD1206-075-13.2V](#) [BSMD2920-400-6V](#) [BSMD2920-300-6V](#) [BSMD2920-700-6V](#) [SMD0603-035C-16V](#) [SMD1206-200-6V](#) [SMD1206-035C-33V](#)