


SKiiP 11AC126V1



MiniSKiiP[®] 1

3-phase bridge inverter

SKiiP 11AC126V1

Features

- Fast Trench IGBTs
- Robust and soft freewheeling diodes in CAL technology
- Highly reliable spring contacts for electrical connections
- UL recognised file no. E63532

Typical Applications*

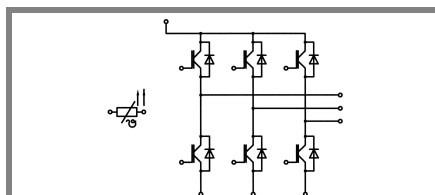
- Inverter up to 8 kVA
- Typical motor power 4 kW

Remarks

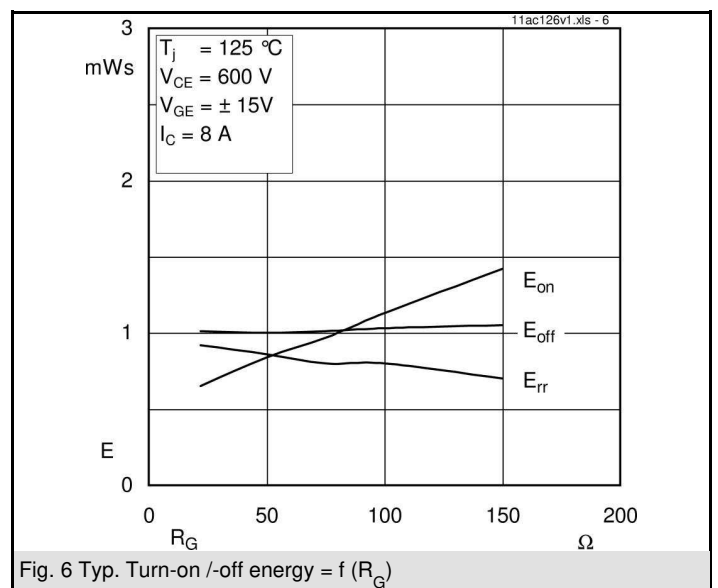
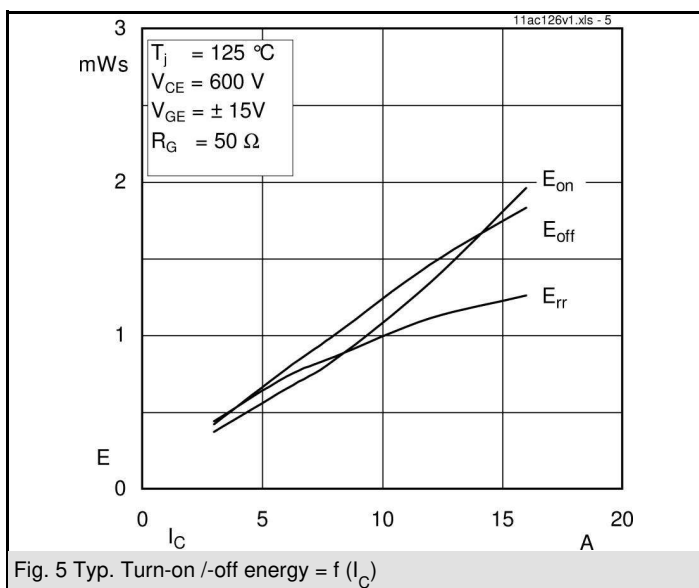
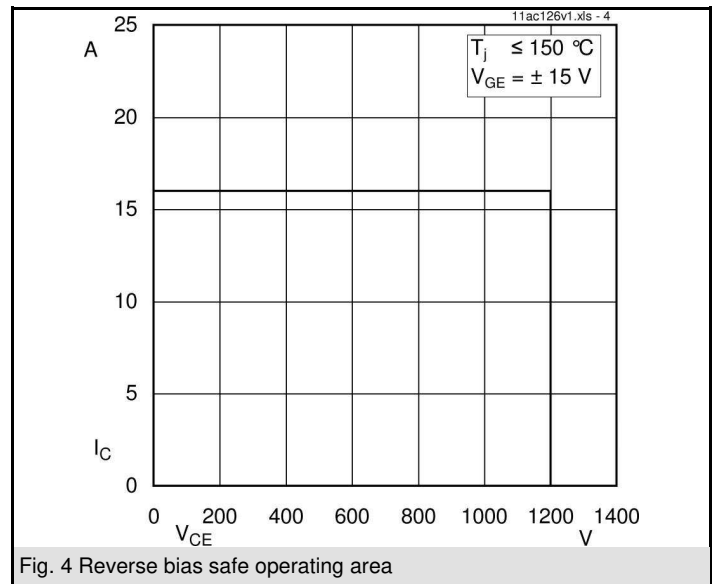
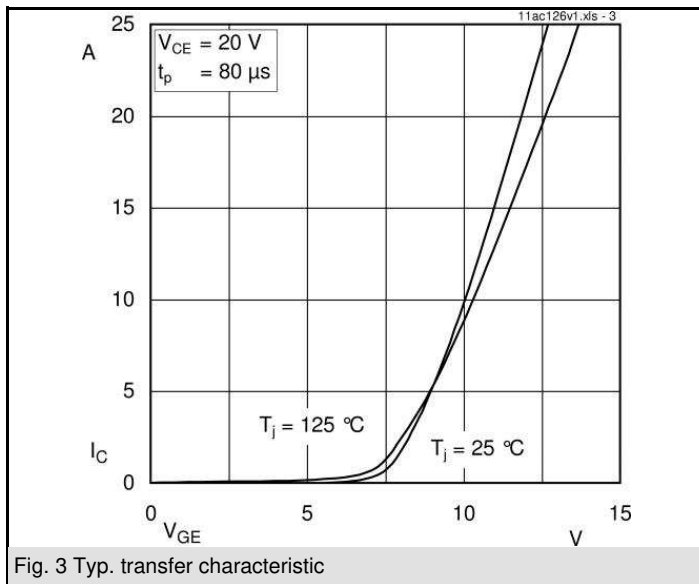
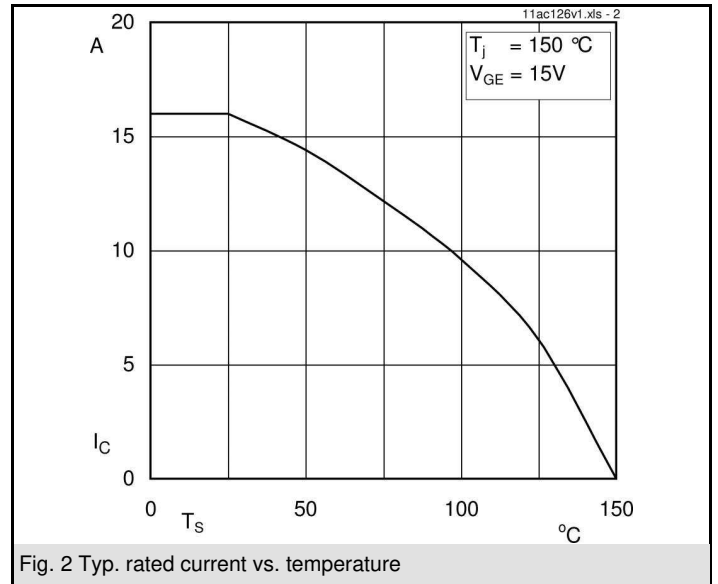
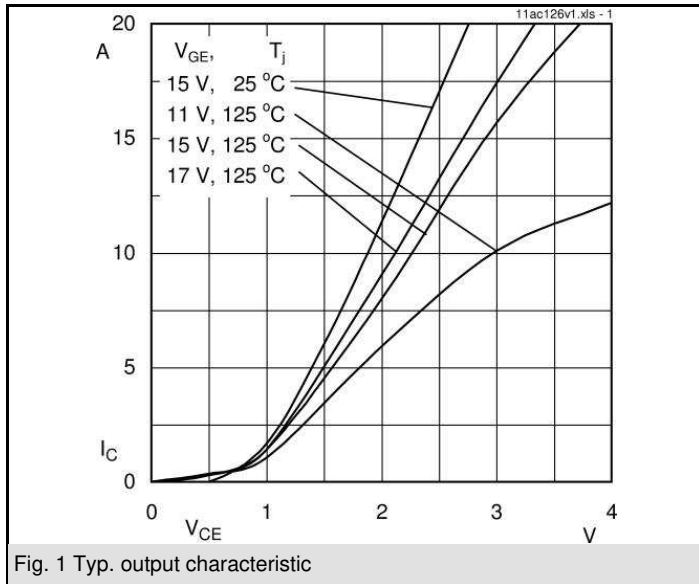
- V_{CEsat} , V_F = chip level value

| Absolute Maximum Ratings | | $T_s = 25\text{ °C}$, unless otherwise specified | |
|--------------------------|---|---|-------|
| Symbol | Conditions | Values | Units |
| IGBT - Inverter | | | |
| V_{CES} | $T_s = 25\text{ (70) °C}$ $t_p \leq 1\text{ ms}$ | 1200 | V |
| I_C | | 16 (15) | A |
| I_{CRM} | | 16 | A |
| V_{GES} | | ± 20 | V |
| T_j | | - 40 ... + 150 | °C |
| Diode - Inverter | | | |
| I_F | $T_s = 25\text{ (70) °C}$ $t_p \leq 1\text{ ms}$ | 14 (11) | A |
| I_{FRM} | | 16 | A |
| T_j | | - 40 ... + 150 | °C |
| I_{tRMS} | per power terminal (20 A / spring) | 40 | A |
| T_{stg} | $T_{op} \leq T_{stg}$ | - 40 ... + 125 | °C |
| V_{isol} | AC, 1 min. | 2500 | V |

| Characteristics | | $T_s = 25\text{ °C}$, unless otherwise specified | | | |
|---------------------------|---|---|------------|-----------|-------|
| Symbol | Conditions | min. | typ. | max. | Units |
| IGBT - Inverter | | | | | |
| V_{CEsat} | $I_{Cnom} = 8\text{ A}$, $T_j = 25\text{ (125) °C}$ | | 1,7 (2) | 2,1 (2,4) | V |
| $V_{GE(th)}$ | $V_{GE} = V_{CE}$, $I_C = 0,3\text{ mA}$ | 5 | 5,8 | 6,5 | V |
| $V_{CE(TO)}$ | $T_j = 25\text{ (125) °C}$ | | 1 (0,9) | 1,2 (1,1) | V |
| r_T | $T_j = 25\text{ (125) °C}$ | | 87 (138) | 113 (162) | mΩ |
| C_{ies} | $V_{CE} = 25\text{ V}$, $V_{GE} = 0\text{ V}$, $f = 1\text{ MHz}$ | | 0,7 | | nF |
| C_{oes} | $V_{CE} = 25\text{ V}$, $V_{GE} = 0\text{ V}$, $f = 1\text{ MHz}$ | | 0,1 | | nF |
| C_{res} | $V_{CE} = 25\text{ V}$, $V_{GE} = 0\text{ V}$, $f = 1\text{ MHz}$ | | 0,1 | | nF |
| $R_{th(j-s)}$ | per IGBT | | 1,5 | | K/W |
| $t_{d(on)}$ | under following conditions | | 20 | | ns |
| t_r | $V_{CC} = 600\text{ V}$, $V_{GE} = \pm 15\text{ V}$ | | 20 | | ns |
| $t_{d(off)}$ | $I_{Cnom} = 8\text{ A}$, $T_j = 125\text{ °C}$ | | 390 | | ns |
| t_f | $R_{Gon} = R_{Goff} = 50\text{ Ω}$ | | 105 | | ns |
| E_{on} | inductive load | | 0,9 | | mJ |
| E_{off} | | | 1 | | mJ |
| Diode - Inverter | | | | | |
| $V_F = V_{EC}$ | $I_{Fnom} = 8\text{ A}$, $T_j = 25\text{ (125) °C}$ | | 1,9 (2) | 2,2 (2,4) | V |
| $V_{(TO)}$ | $T_j = 25\text{ (125) °C}$ | | 1 (0,8) | 1,1 (0,9) | V |
| r_T | $T_j = 25\text{ (125) °C}$ | | 112 (150) | 138 (187) | mΩ |
| $R_{th(j-s)}$ | per diode | | 2,5 | | K/W |
| I_{RRM} | under following conditions | | 15 | | A |
| Q_{rr} | $I_{Fnom} = 8\text{ A}$, $V_R = 600\text{ V}$ | | 1,8 | | μC |
| E_{rr} | $V_{GE} = 0\text{ V}$, $T_j = 125\text{ °C}$ | | 0,9 | | mJ |
| | $di_F/dt = 750\text{ A/μs}$ | | | | |
| Temperature Sensor | | | | | |
| R_{ts} | 3 %, $T_r = 25\text{ (100) °C}$ | | 1000(1670) | | Ω |
| Mechanical Data | | | | | |
| m | | | 35 | | g |
| M_s | Mounting torque | 2 | | 2,5 | Nm |



AC



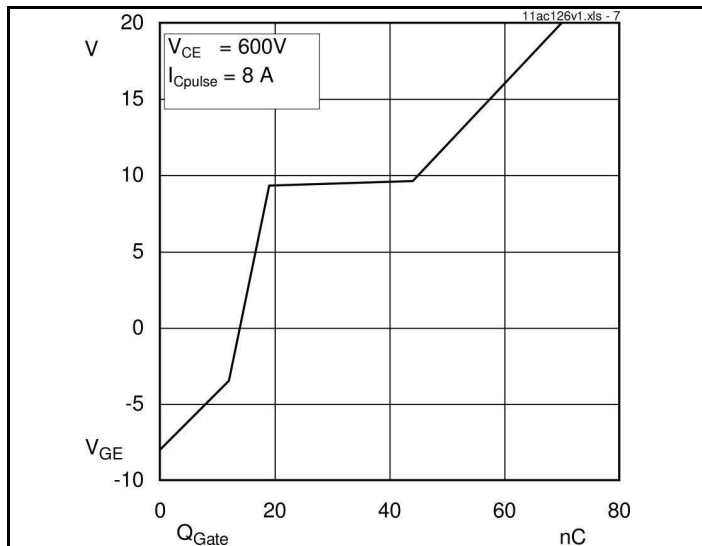


Fig. 7 Typ. gate charge characteristic

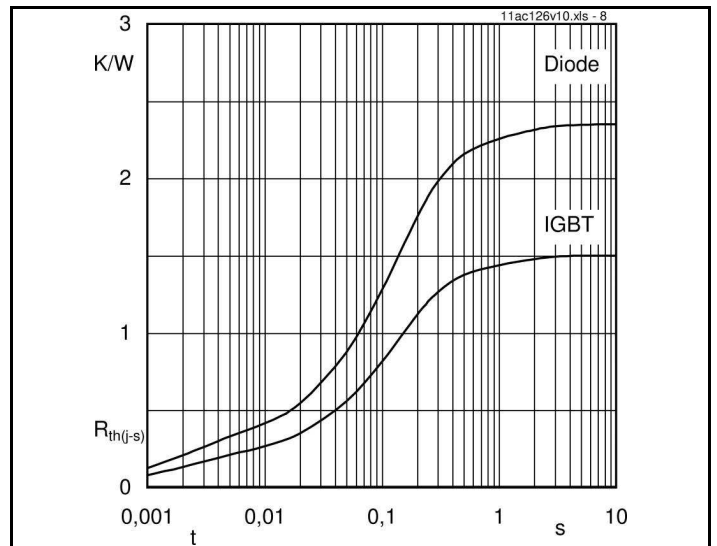


Fig. 8 Typ. thermal impedance

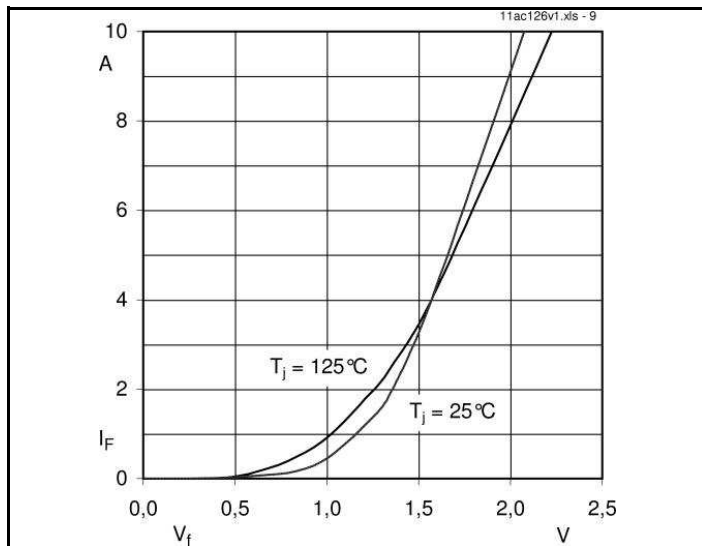
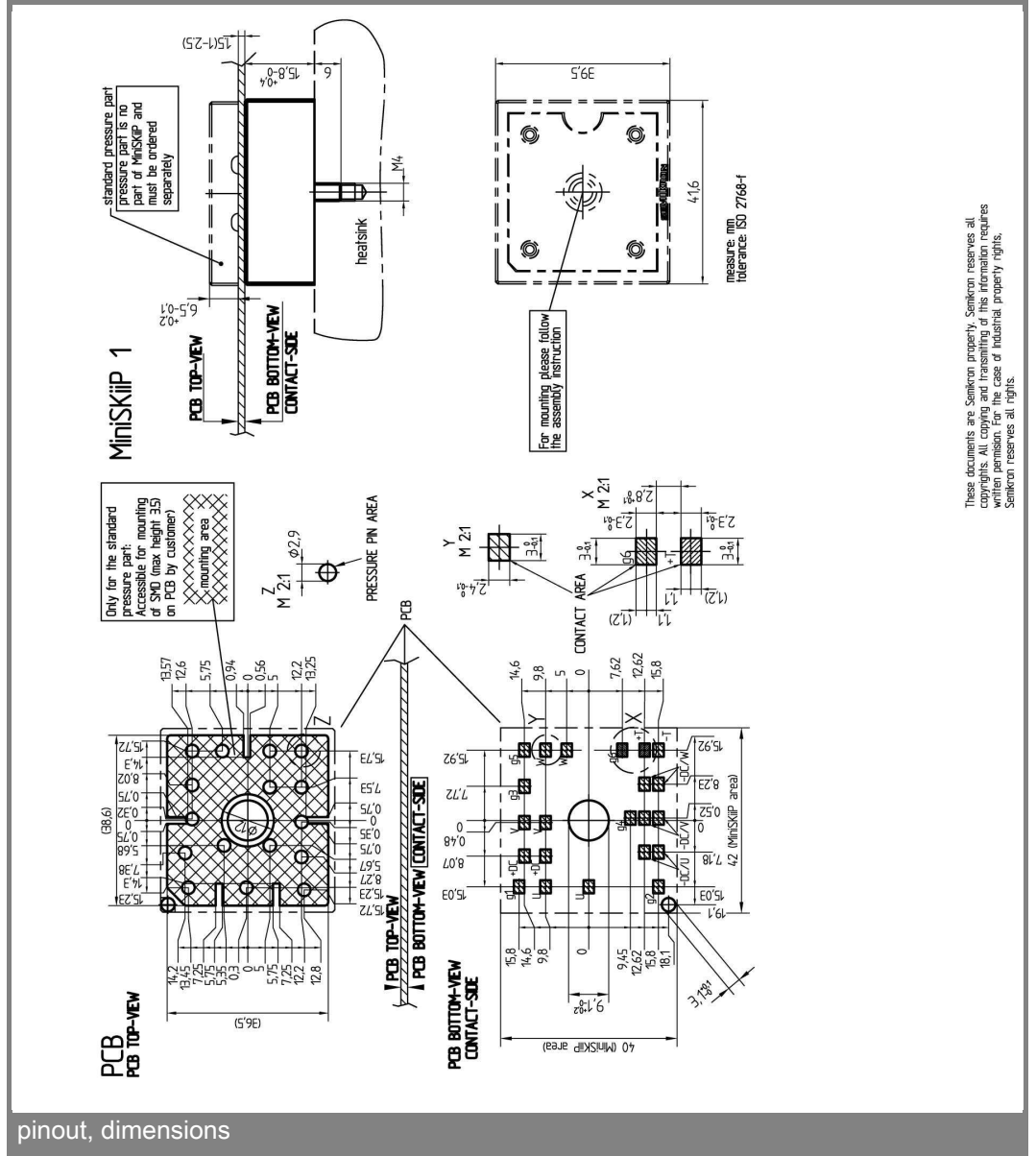
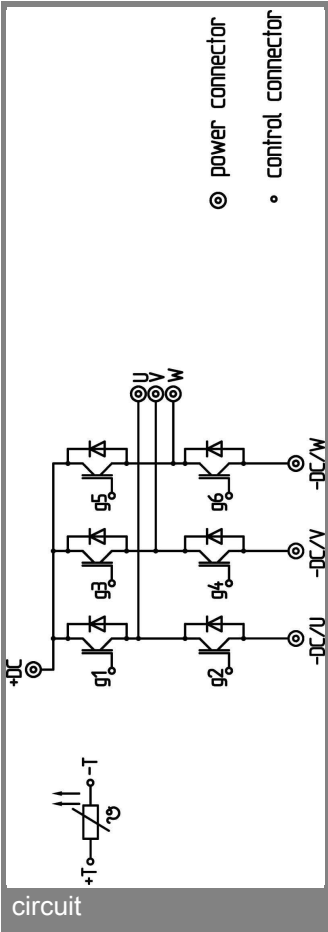


Fig. 9 Typ. freewheeling diode forward characteristic



These documents are Semikron property. Semikron reserves all copyrights. All copying and transmitting of this information requires written permission. For the case of industrial property rights, Semikron reserves all rights.

This is an electrostatic discharge sensitive device (ESDS), international standard IEC 60747-1, Chapter IX.

* The specifications of our components may not be considered as an assurance of component characteristics. Components have to be tested for the respective application. Adjustments may be necessary. The use of SEMIKRON products in life support appliances and systems is subject to prior specification and written approval by SEMIKRON. We therefore strongly recommend prior consultation of our personal.

X-ON Electronics

Largest Supplier of Electrical and Electronic Components

Click to view similar products for [IGBT Modules category](#):

Click to view products by [Semikron manufacturer](#):

Other Similar products are found below :

[F3L100R07W2E3_B11](#) [F3L15R12W2H3_B27](#) [F3L400R07ME4_B22](#) [F3L400R12PT4_B26](#) [F4-100R12KS4](#) [F4-50R07W2H3_B51](#) [F4-75R12KS4_B11](#) [FB15R06W1E3](#) [FB20R06W1E3_B11](#) [FD1000R33HE3-K](#) [FD300R06KE3](#) [FD300R12KE3](#) [FD300R12KS4_B5](#) [FD400R12KE3](#) [FD400R33KF2C-K](#) [FD401R17KF6C_B2](#) [FD-DF80R12W1H3_B52](#) [FF100R12KS4](#) [FF1200R17KE3_B2](#) [FF150R12KE3G](#) [FF200R06KE3](#) [FF200R06YE3](#) [FF200R12KT3](#) [FF200R12KT3_E](#) [FF200R12KT4](#) [FF200R17KE3](#) [FF300R06KE3_B2](#) [FF300R12KE4_E](#) [FF300R12KS4HOSA1](#) [FF300R12ME4_B11](#) [FF300R12MS4](#) [FF300R17ME4](#) [FF450R12ME4P](#) [FF450R17IE4](#) [FF600R12IE4V](#) [FF600R12IP4V](#) [FF800R17KP4_B2](#) [FF900R12IE4V](#) [MIXA30W1200TED](#) [MIXA450PF1200TSF](#) [FP06R12W1T4_B3](#) [FP100R07N3E4](#) [FP100R07N3E4_B11](#) [FP10R06W1E3_B11](#) [FP10R12W1T4_B11](#) [FP10R12YT3](#) [FP10R12YT3_B4](#) [FP150R07N3E4](#) [FP15R12KT3](#) [FP15R12W2T4](#)