


SKT 130



Stud Thyristor

Line Thyristor

SKT 130

Features


- Hermetic metal case with glass insulator
- Threaded stud ISO M16x1,5
- International standard case

Typical Applications*

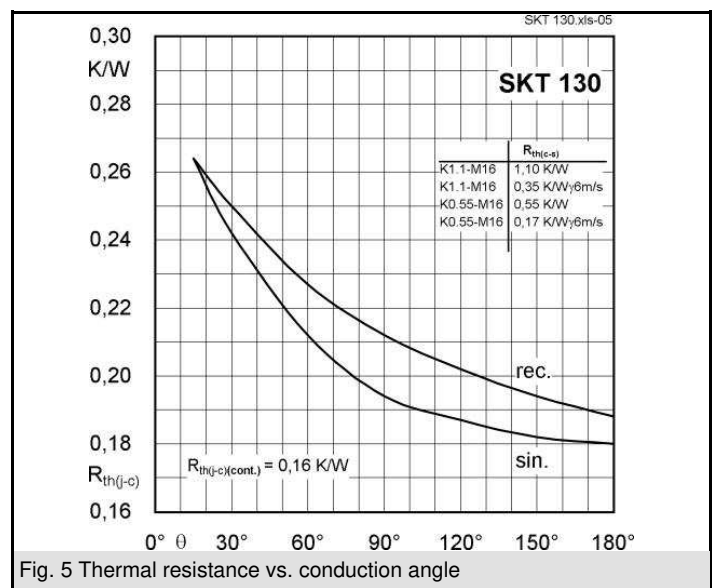
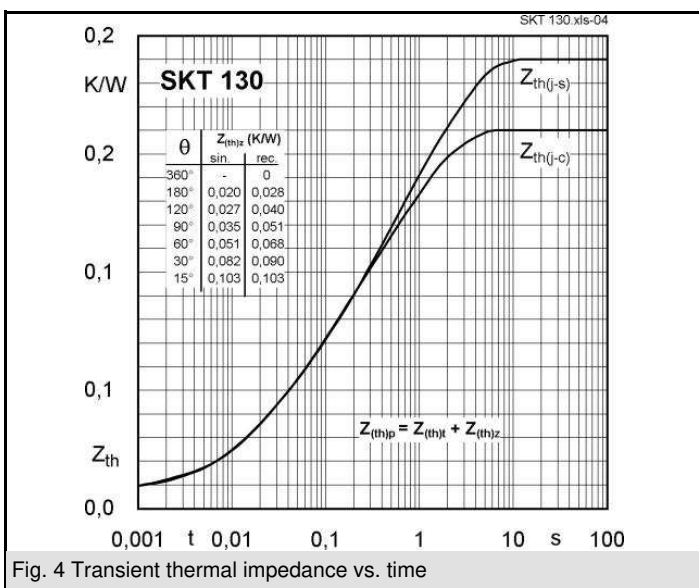
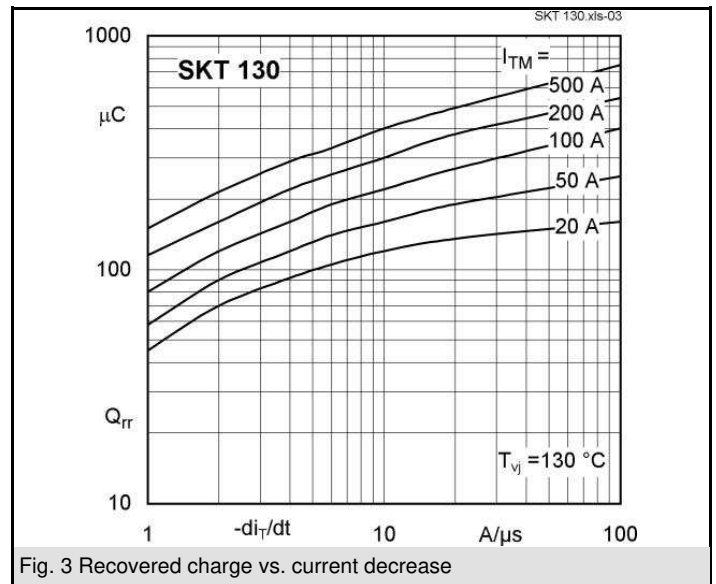
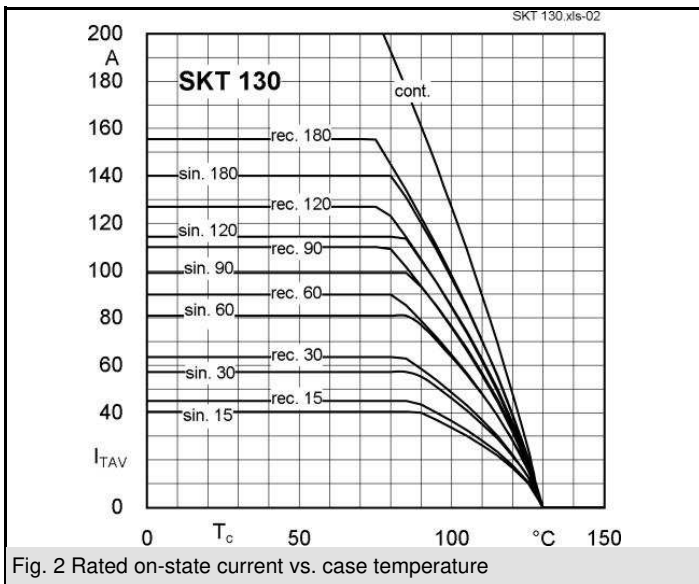
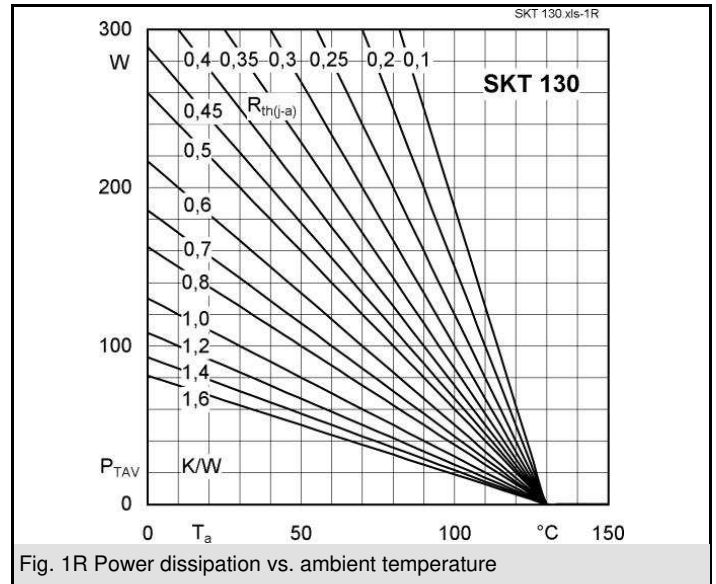
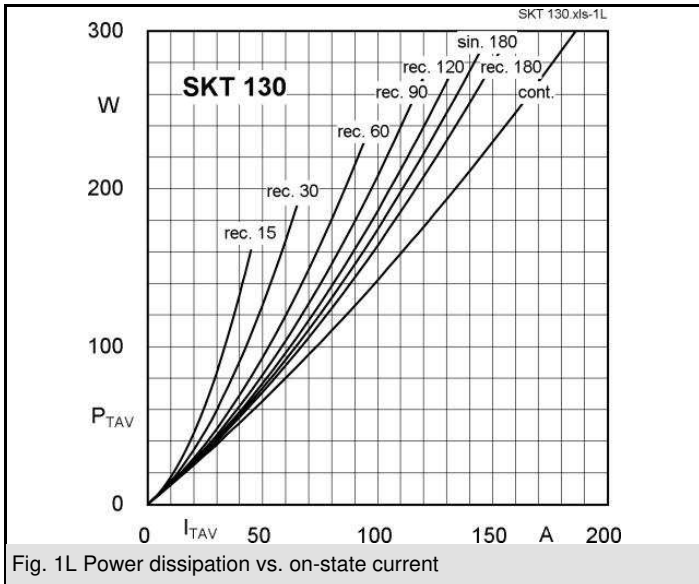
- DC motor control (e. g. for machine tools)
- Controlled rectifiers (e. g. for battery charging)
- AC controllers (e. g. for temperature control)
- Recommended snubber network e. g. for $V_{VRMS} \leq 400$ V:
 $R = 33 \Omega / 13$ W, $C = 0,47 \mu F$

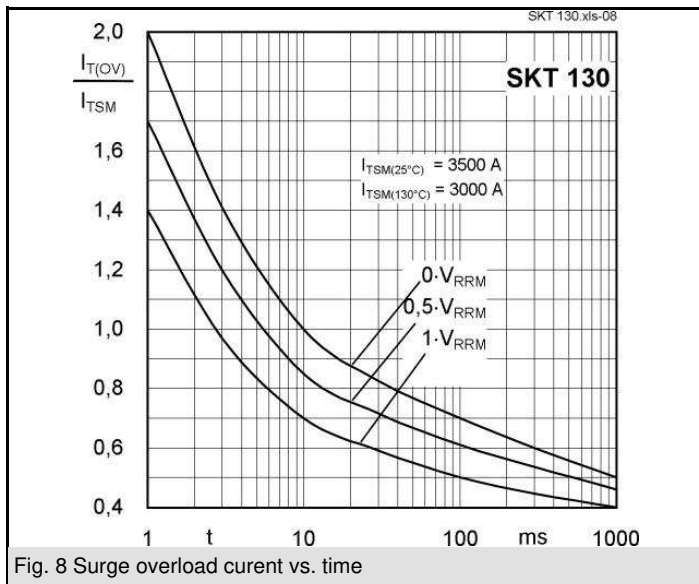
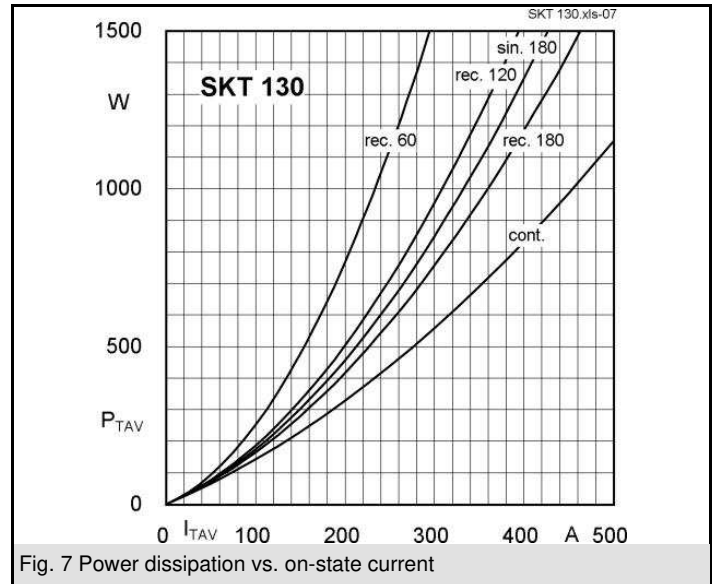
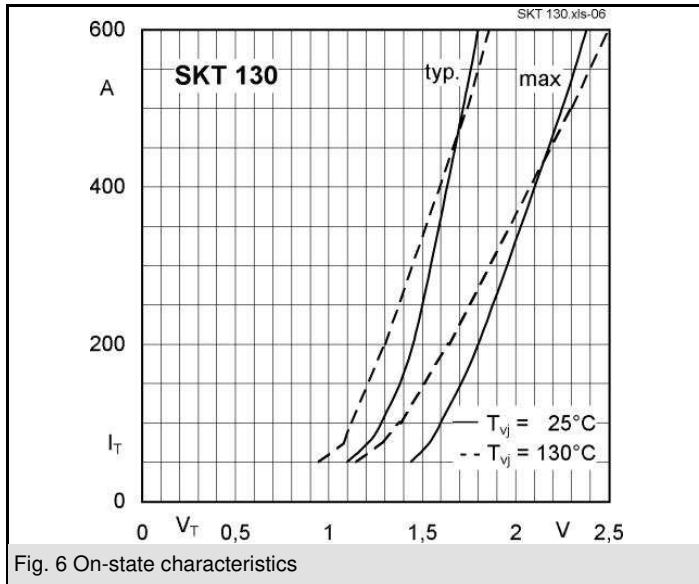
V_{RSM} V	V_{RRM}, V_{DRM} V	$I_{TRMS} = 220$ A (maximum value for continuous operation) $I_{TAV} = 130$ A (sin. 180; $T_c = 85$ °C)	
500	400	SKT 130/04D	
700	600	SKT 130/06D	
900	800	SKT 130/08D	
1300	1200	SKT 130/12E	
1500	1400	SKT 130/14E	
1700	1600	SKT 130/16E	

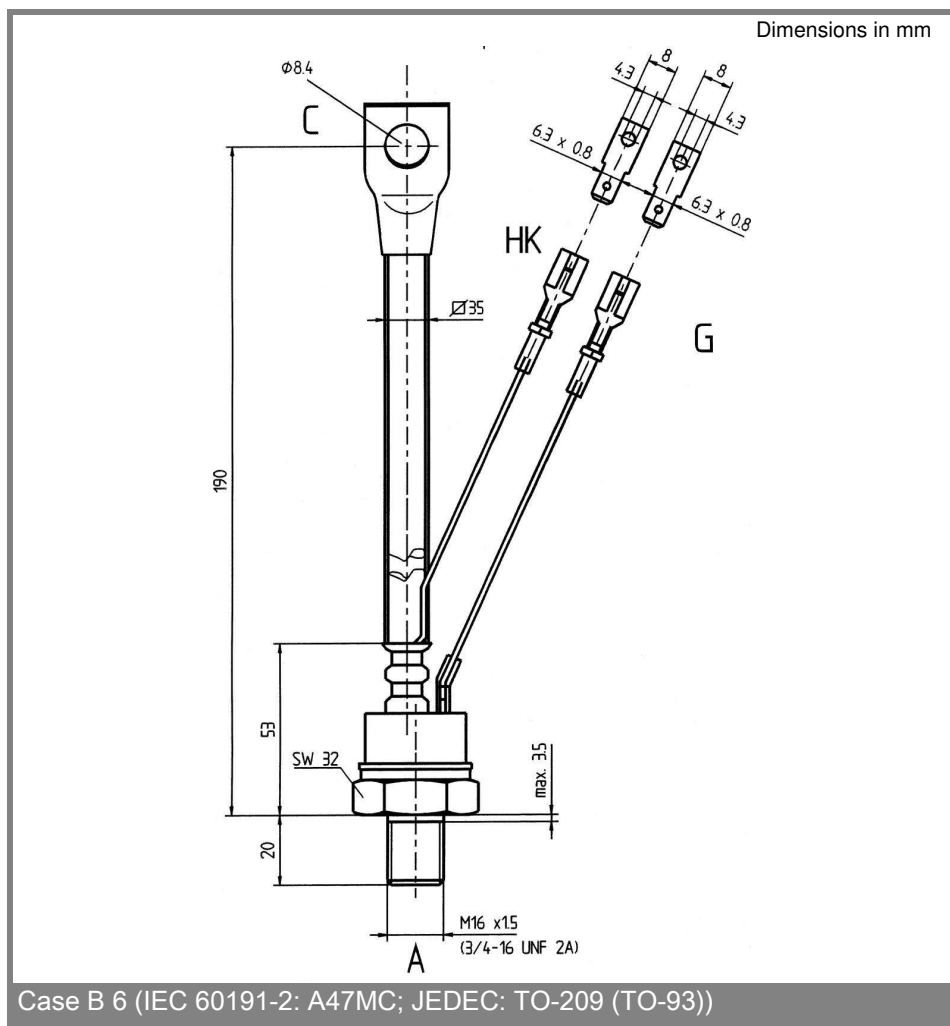
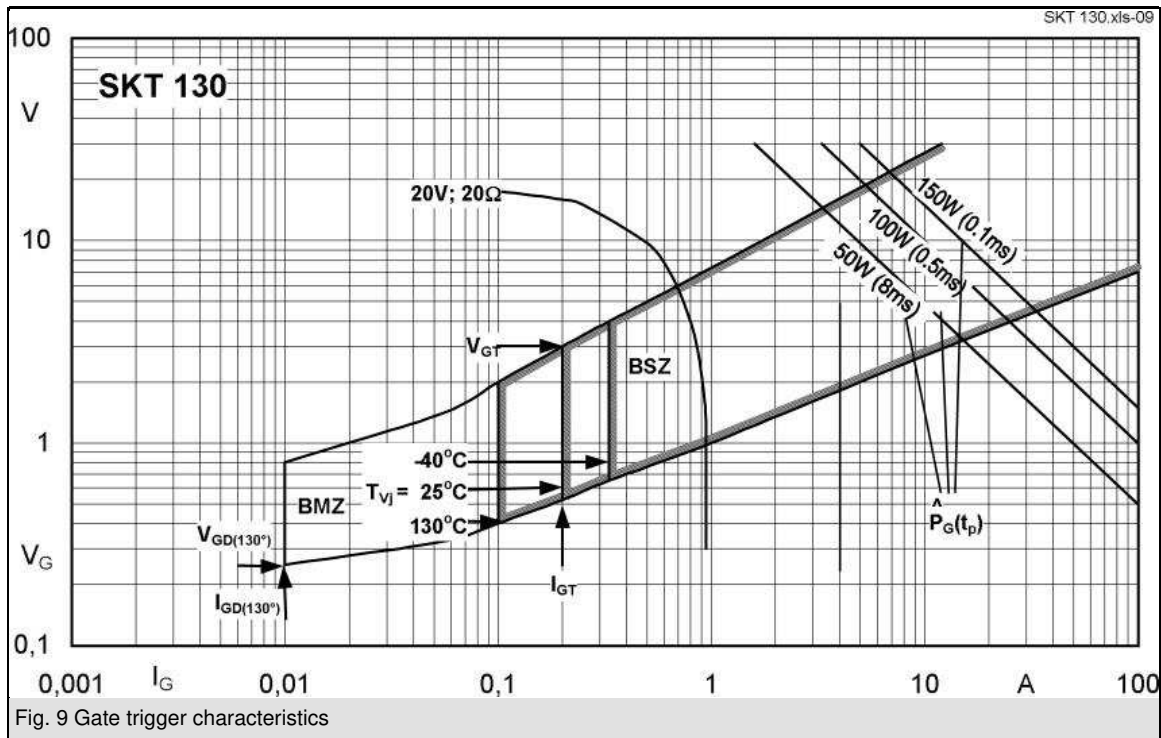
Symbol	Conditions	Values	Units
I_{TAV}	sin. 180; $T_c = 100$ (85) °C;	97 (130)	A
I_D	K1,1; $T_a = 45$ °C; B2 / B6	90 / 125	A
	K0,55; $T_a = 45$ °C; B2 / B6	140 / 200	A
I_{RMS}	K0,55; $T_a = 45$ °C; W1C	155	A
I_{TSM}	$T_{vj} = 25$ °C; 10 ms	3500	A
	$T_{vj} = 130$ °C; 10 ms	3000	A
i^2t	$T_{vj} = 25$ °C; 8,35 ... 10 ms	61000	A ² s
	$T_{vj} = 130$ °C; 8,35 ... 10 ms	45000	A ² s
V_T	$T_{vj} = 25$ °C; $I_T = 500$ A	max. 2,25	V
$V_{T(TO)}$	$T_{vj} = 130$ °C	max. 1,2	V
r_T	$T_{vj} = 130$ °C	max. 2,2	mΩ
I_{DD}, I_{RD}	$T_{vj} = 130$ °C; $V_{RD} = V_{RRM}; V_{DD} = V_{DRM}$	max. 50	mA
t_{gd}	$T_{vj} = 25$ °C; $I_G = 1$ A; $di_G/dt = 1$ A/μs	1	μs
t_{gr}	$V_D = 0,67 * V_{DRM}$	2	μs
$(di/dt)_{cr}$	$T_{vj} = 130$ °C	max. 100	A/μs
$(dv/dt)_{cr}$	$T_{vj} = 130$ °C ; SKT ...D / SKT ...E	max. 500 / 1000	V/μs
t_q	$T_{vj} = 130$ °C ,	120	μs
I_H	$T_{vj} = 25$ °C; typ. / max.	150 / 250	mA
I_L	$T_{vj} = 25$ °C; $R_G = 33 \Omega$; typ. / max.	300 / 600	mA
V_{GT}	$T_{vj} = 25$ °C; d.c.	min. 3	V
I_{GT}	$T_{vj} = 25$ °C; d.c.	min. 200	mA
V_{GD}	$T_{vj} = 130$ °C; d.c.	max. 0,25	V
I_{GD}	$T_{vj} = 130$ °C; d.c.	max. 10	mA
$R_{th(j-c)}$	cont.	0,16	K/W
$R_{th(j-c)}$	sin. 180	0,18	K/W
$R_{th(j-c)}$	rec. 120	0,2	K/W
$R_{th(c-s)}$		0,03	K/W
T_{vj}		- 40 ... + 130	°C
T_{stg}		- 55 ... + 150	°C
V_{isol}		-	V~
M_s	to heatsink	30	Nm
a		5 * 9,81	m/s ²
m	approx.	250	g
Case		B 6	



SKT







* The specifications of our components may not be considered as an assurance of component characteristics. Components have to be tested for the respective application. Adjustments may be necessary. The use of SEMIKRON

products in life support appliances and systems is subject to prior specification and written approval by SEMIKRON. We therefore strongly recommend prior consultation of our personal.

X-ON Electronics

Largest Supplier of Electrical and Electronic Components

Click to view similar products for [Semikron](#) manufacturer:

Other Similar products are found below :

[BI25/12](#) [BI 6/08](#) [DBI 25-04 P](#) [DBI 25-08 P](#) [DBI 25-10 P](#) [DBI 25-12 P](#) [DBI 25-16 P](#) [DBI 25-18 P](#) [DBI 25-20 P](#) [DBI 25-22 P](#) [DBI 6-04 P](#)
[DBI 6-08 P](#) [DBI 6-16](#) [DBI 6-16 P](#) [DBI 6-20 P](#) [P3/120](#) [P3/300B](#) [SEMIX402GAL066HDS](#) [SEMIX71GD12E4S](#) [SK 100 KQ 12](#) [SK 100 KQ](#)
[16](#) [SK 100 WT 12](#) [SK 120 KQ 12](#) [SK20NHMH10](#) [SK 25 UT 12](#) [SK25WT16](#) [SK 3/16 03204980](#) [SK 45 UT 16](#) [SK 45 WT 12](#) [SK 45 WT 16](#)
[SK 55 D 12](#) [SK 55 D 16](#) [SK70D16 24105106](#) [SK 70 DT 16](#) [SK 70 KQ 12](#) [SK 70 WT 12](#) [SK 70 WT 16](#) [SKB2502](#) [SKB 25/04](#) [SKB2508](#)
[SKB 25/12](#) [SKB 25/16](#) [SKB 30/02A1](#) [SKB 30/08A1](#) [SKB 30/12A1](#) [SKB 30/16A1](#) [SKB 35/04](#) [SKB 35/16](#) [SKB 52/08](#) [SKB 60/08](#)