

## DESCRIPTION

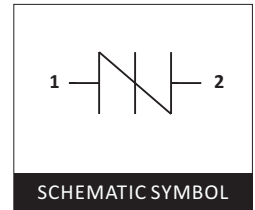
DO-214AC/SMA Thyristor solid state protection thyristor protect telecommunications equipment such as modems, line cards, fax machines, and other CPE. This Series devices are used to enable equipment to meet various regulatory requirements including GR1089, ITUK.20, K.21 and K.45, IEC 60950, and TIA-968 (formerly known as FCC Part 68).

## FEATURES

- > Excellent capability of absorbing transient surge
- > Quick response to surge voltage
- > Eliminates overvoltage caused by fast rising transients
- > Solid-state silicon technology, non degenerative

## APPLICATIONS

- > Audio/Video line
- > Network and telecom
- > Data lines and security systems
- > Serial ports



## PART NUMBER AND ELECTRICAL PARAMETER @ T=25°C RH = 45%-75%

PART NUMBER	V <sub>DRM</sub> V	I <sub>DRM</sub> uA Max	V <sub>s</sub> V Max	I <sub>s</sub> mA	V <sub>T</sub> V Max	I <sub>T</sub> A	I <sub>H</sub> mA Min	C <sub>o</sub> pF Typ
P0080TA	6	5	25	800	4	2.2	50	50
P0300TA	25	5	40	800	4	2.2	50	50
P0640TA	58	5	77	800	4	2.2	50	50
P1800TA	170	5	220	800	4	2.2	50	50
P2300TA	190	5	260	800	4	2.2	50	50
P2600TA	220	5	300	800	4	2.2	50	50
P3100TA	275	5	350	800	4	2.2	50	50
P3500TA	320	5	400	800	4	2.2	50	50
P4200TA	390	5	500	800	4	2.2	50	50

- 1、V<sub>s</sub> is measured at 100KV/S
- 2、Off-state capacitance is measured in V<sub>DC</sub>=2V, V<sub>RMS</sub>=1V, F=1MHz
- 3、All measurements are made at an ambient temperature of 25°C

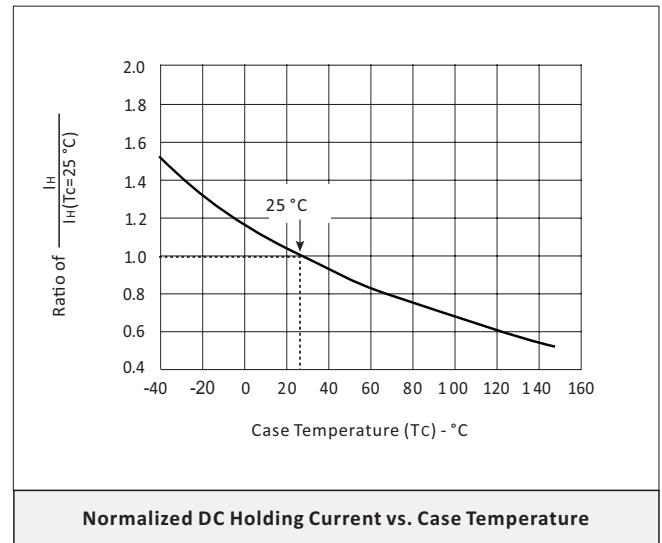
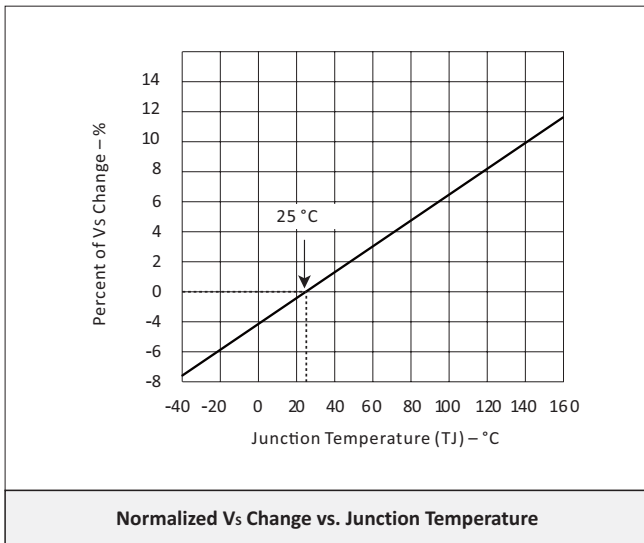
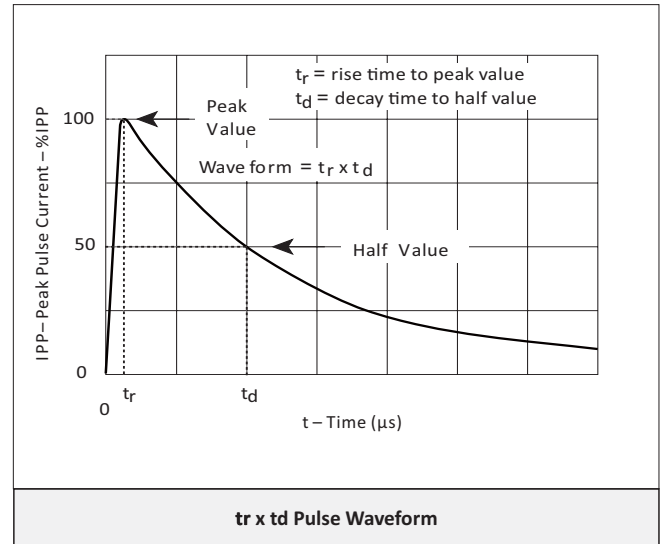
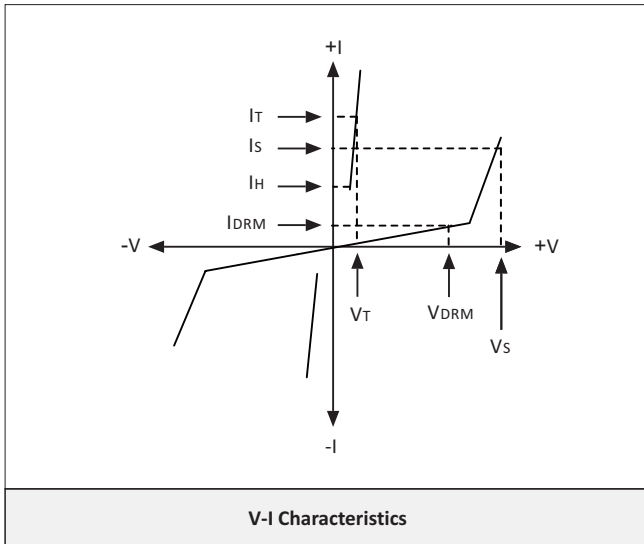
## SURGE RATINGS

Series	IPP 2x10us (A)	IPP 8x20us (A)	IPP 10x560us (A)	IPP 10x1000us (A)	VPP 10x700us (V)	I <sub>TSM</sub> 60Hz (A)	di/dt (A/us)
P0080TA Thru P4200TA	150	150	50	45	3000	20	500

### THERMAL CONSIDERATIONS

Symbol	Parameter	Value	Unit
T <sub>J</sub>	Operating Junction Temperature	-40 to +150	°C
T <sub>s</sub>	Storage Temperature Range	-40 to +150	°C
R <sub>θJA</sub>	Junction to Ambient on printed circuit	90	°C/W

### TYPICAL DEVICE CHARACTERISTICS



## ENVIRONMENTAL CHARACTERISTICS

Testing Items	Technical Standards
High Temperature Reverse Bias Test	Temperature:150±3°C,Bias=80%V <sub>DRM</sub> ;Time:168H
High Temperature Life Test	Temperature:150°C;Time:168H
High-Low Temperature Cycle Test	Temperature:From -40°C to 150°C ;Dwell Time:30min,10-100 Cycles
High Temperature&High Humidity Test	Temperature:85°C.Humidity:85%; Time:168H
Pressure Cooker Test	Temperature:121°C,2 atm.Humidity:100%; Time:24H To 168H
Resistance Of Soldering Heat	Temperature:260±5°C;Time Of Dip Soldering:10s,3 Times

## PRODUCT DIMENSIONS

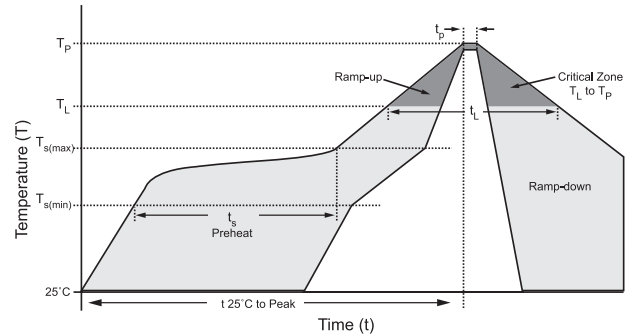
OUTLINE DIMENSIONS				
DIM	MILLIMETERS		INCHES	
	MIN	MAX	MIN	MAX
A	1.23	1.63	0.049	0.064
B	4.10	4.55	0.162	0.179
C	2.51	2.76	0.099	0.109
D	1.96	2.26	0.077	0.089
E	0.75	1.51	0.030	0.060
F	0.00	0.20	0.000	0.008
G	4.87	5.22	0.192	0.206
H	0.15	0.30	0.006	0.012

**NOTES**  
1. Dimensions are exclusive of mold flash and metal burrs.

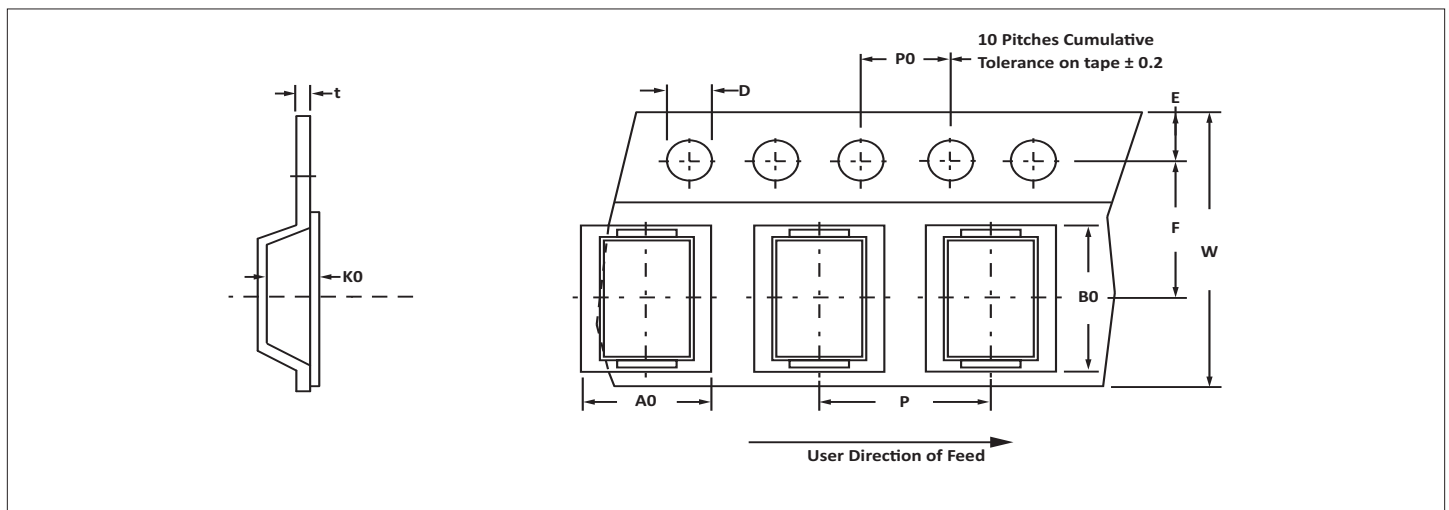
PAD LAYOUT DIMENSIONS				
DIM	MILLIMETERS		INCHES	
	MIN	MAX	MIN	MAX
A	1.57	-	0.062	-
B	1.55	-	0.061	-
C	-	2.28	-	0.090
D	1.55	-	0.061	-

### SOLDERING PARAMETERS

Reflow Condition		Lead-free assembly
Pre Heat	Temperature Min (Ts(min))	150°C
	Temperature Max (Ts(max))	200°C
	Time (min to max) (ts)	60 – 180 secs
Average ramp up rate (Liquidus Temp (TL) to peak)		3°C/second max
Ts(max) to TL - Ramp-up Rate		3°C/second max
Reflow	Temperature (TL) (Liquidus)	217°C
	Time (min to max) (ts)	60 – 150 seconds
Peak Temperature (TP)		260°C
Time within 5°C of actual peak Temperature (tp)		20 – 40 seconds
Ramp-down Rate		6°C/second max
Time 25°C to peak Temperature (TP)		8 minutes Max.
Do not exceed		260°C



### TAPE AND REEL SPECIFICATION



### SPECIFICATIONS

REEL DIA.	TAPE WIDTH	A0	B0	K0	D	E	F	W	P0	P	tmax
330mm (13")	12mm	2.79 ± 0.10	5.33 ± 0.10	2.36 ± 0.10	1.55 ± 0.10	1.75 ± 0.10	5.5 ± 0.05	12.00 ± 0.30	4.00 ± 0.10	4.00 ± 0.10	0.40

#### NOTES

1. Dimensions are in millimeters.
2. Surface mount product is taped and reeled in accordance with EIA-481.
3. Suffix - T = 13" Reel - 5,000 pieces per 12mm tape.

### ORDERING INFORMATION

Part Number	Component Package	QTY/Reel	Reel Size
PXXXXTA	DO-214AC	5000PCS	13"

## CONTACT US

### Headquarters

A Building Caohejing I&E Park Pujiang Minhang Shanghai  
China

### Hotline

400-021-5756

### Web

<http://www.semiware.com.cn>

### By Telephone

General: 86-21-3463-7173

Sales: 86-21-3463-7345

Customer Service: 86-21-3463-7173-8810

Technical Support: 86-21-3463-7173-8811

### By Email

Sales: [sales08@semiware.com.cn](mailto:sales08@semiware.com.cn)

Customer Service: [sales17@semiware.com.cn](mailto:sales17@semiware.com.cn)

Technical Support: [fae03@semiware.com.cn](mailto:fae03@semiware.com.cn)

### By Fax

General: 86-21-3965-0654

Sales: 86-21-3463-7458

COPYRIGHT ©Semiware 2009 - This literature is subject to all applicable copyright laws and is not for resale in any manner.

SPECIFICATIONS: Semiware reserves the right to change the electrical and or mechanical characteristics described herein without notice.

DESIGN CHANGES : Semiware reserves the right to discontinue product lines without notice and that the final judgement concerning selection and specifications is the buyer's and that in furnishing engineering and technical assistance. Semiware assumes no responsibility with respect to the selection or specifications of such products. Semiware makes no warranty, representation or guarantee regarding the suitability of its products for any particular purpose, nor does Semiware assume any liability arising out of the application or use of any product or circuit and specifically disclaims any and all liability without limitation special, consequential or incidental damages.

LIFE SUPPORT POLICY: Semiware products are not authorized for use in life support systems without written consent from the factory.

## X-ON Electronics

Largest Supplier of Electrical and Electronic Components

*Click to view similar products for [Gas Discharge Tubes - GDTs / Gas Plasma Arrestors](#) category:*

*Click to view products by [SEMIWARE](#) manufacturer:*

Other Similar products are found below :

[PMT1023004](#) [PMT1025001](#) [PMT1035004](#) [PMT1040004](#) [PMT809006](#) [CG2250](#) [CG2800](#) [CG31.5L](#) [GT-SMD181240012-TR](#) [WPGT-2N145B6L](#) [WPGT-2N230B6L](#) [WPGT-2N470B6L](#) [WPGT-2R470B6L](#) [WPGT-2RM230A6L](#) [WPGT-2RM350A6L](#) [WPGT-2RM70A6L](#) [WPGT-2RM90A6L](#) [WPGT-2S145](#) [WPGT-2S350](#) [WPGT-2S470](#) [WPGT-3R350CF](#) [WPGT-3R350G1](#) [WPGT-3R90G1](#) [WPGT-3R75G1](#) [WPGT-3R470G1](#) [WPGT-3R250C](#) [WPGT-3R230G1](#) [WPGT-2S230](#) [WPGT-2RM470A6L](#) [WPGT-2RM145A6L](#) [WPGT-2R3000B8L](#) [WPGT-2R2700B8L](#) [WPGT-2R1000B8L](#) [WPGT-2N90B6L](#) [WPGT-2N70B6L](#) [WPGT-2N350B6L](#) [WPGT-2N230B6L1](#) [CG90](#) [CG2230](#) [CG2145](#) [CG21000](#) [GT-SMD181215012-TR](#) [T61-C350X](#) [9071.99.0547 \(73\\_Z-0-0-547\)](#) [B88069X6940B152](#) [9071.99.0052\(73\\_Z-0-0-52\)](#) [B88069X1973T902](#) [V20-1+NPE-280](#) [A9L15692](#) [C50-0-255](#)