

## DESCRIPTION

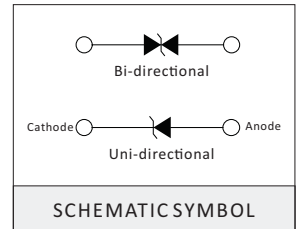
The SMAJ series is designed specifically to protect sensitive electronic equipment from voltage transients induced by lightning and other transient voltage events.

## FEATURES

- > Low profile package
- > Ideal for automated placement
- > Available in uni-directional and Bi-directional
- > 400 Watt peak pulse power capability with a 10/1000  $\mu$ s waveform
- > For surface mounted applications to optimize board space
- > Excellent clamping capability
- > Very fast response time
- > Low incremental surge resistance

## APPLICATIONS

TVS devices are ideal for the protection of I/O Interfaces, VCC bus and other vulnerable circuits used in Telecom, Computer, Industrial and Consumer electronic applications.



## MAXIMUM RATINGS AND CHARACTERISTICS

Ratings at 25°C ambient temperature unless otherwise specified.

RATING	SYMBOL	VALUE	UNITS
Peak Pulse Power Dissipation on 10/1000us waveform (Note1,Note2).	PPM	400	Watts
Peak Pulse Current of on 10/1000us waveform(Note1)	I <sub>PPM</sub>	See Table	Amps
Steady State Power Dissipation at T <sub>L</sub> = 75°C , Lead lengths .375", (9.5mm) (Note2).	P <sub>M(AV)</sub>	3.3	Watts
Peak Forward Surge Current, 8.3ms Single Half Sine-Wave Superimposed on Rated Load, (JEDEC Method) (Note 3).	I <sub>FSM</sub>	60	Amps

### NOTES:

1. Non-repetitive current pulse, T<sub>A</sub> = 25°C.
2. Mounted on 5.0mm x 5.0mm (0.03mm thick) Copper Pads to each terminal.
3. 8.3ms single half sine-wave, or equivalent square wave, Duty cycle=4 pulses per minutes maximum.

## THERMAL CONSIDERATIONS

Symbol	Parameter	Value	Unit
T <sub>J</sub>	Operating Junction Temperature	-55 to +150	°C
T <sub>STG</sub>	Storage Temperature Range	-55 to +150	°C
R <sub>θJA</sub>	Junction to Ambient on printed circuit	120	°C/W



### ELECTRICAL CHARACTERISTICS

Part Number		Device Marking Code		Reverse Stand-off Voltage	Breakdown Voltage Min.@I <sub>T</sub>	Breakdown Voltage Max.@I <sub>T</sub>	Test Current	Maximum Clamping Voltage @I <sub>PP</sub>	Peak Pulse Current	Reverse Leakage @V <sub>RWM</sub>
UNT-POLAR	BI-POLAR	UNI	BI	V <sub>RWM</sub> (V)	V <sub>BR</sub> (V)	V <sub>BR</sub> (V)	I <sub>T</sub> (mA)	V <sub>c</sub> (V)	I <sub>PP</sub> (A)	I <sub>r</sub> (uA)
SMAJ5.0A	SMAJ5.0CA	AE	WE	5.0	6.40	7.00	10	9.2	43.5	800
SMAJ6.0A	SMAJ6.0CA	AG	WG	6.0	6.67	7.37	10	10.3	38.8	800
SMAJ6.5A	SMAJ6.5CA	AK	WK	6.5	7.22	7.98	10	11.2	35.7	500
SMAJ7.0A	SMAJ7.0CA	AM	WM	7.0	7.78	8.60	10	12.0	33.3	200
SMAJ7.5A	SMAJ7.5CA	AP	WP	7.5	8.33	9.21	1	12.9	31.0	100
SMAJ8.0A	SMAJ8.0CA	AR	WR	8.0	8.89	9.83	1	13.6	29.4	50
SMAJ8.5A	SMAJ8.5CA	AT	WT	8.5	9.44	10.40	1	14.4	27.8	20
SMAJ9.0A	SMAJ9.0CA	AV	WV	9.0	10.00	11.10	1	15.4	26.0	10
SMAJ10A	SMAJ10CA	AX	WX	10.0	11.10	12.30	1	17.0	23.5	5
SMAJ11A	SMAJ11CA	AZ	WZ	11.0	12.20	13.50	1	18.2	22.0	1
SMAJ12A	SMAJ12CA	BE	XE	12.0	13.30	14.70	1	19.9	20.1	1
SMAJ13A	SMAJ13CA	BG	XG	13.0	14.40	15.90	1	21.5	18.6	1
SMAJ14A	SMAJ14CA	BK	XK	14.0	15.60	17.20	1	23.2	17.2	1
SMAJ15A	SMAJ15CA	BM	XM	15.0	16.70	18.50	1	24.4	16.4	1
SMAJ16A	SMAJ16CA	BP	XP	16.0	17.80	19.70	1	26.0	15.4	1
SMAJ17A	SMAJ17CA	BR	XR	17.0	18.90	20.90	1	27.6	14.5	1
SMAJ18A	SMAJ18CA	BT	XT	18.0	20.00	22.10	1	29.2	13.7	1
SMAJ20A	SMAJ20CA	BV	XV	20.0	22.20	24.50	1	32.4	12.3	1
SMAJ22A	SMAJ22CA	BX	XX	22.0	24.40	26.90	1	35.5	11.3	1
SMAJ24A	SMAJ24CA	BZ	XZ	24.0	26.70	29.50	1	38.9	10.3	1
SMAJ26A	SMAJ26CA	CE	YE	26.0	28.90	31.90	1	42.1	9.5	1
SMAJ28A	SMAJ28CA	CG	YG	28.0	31.10	34.40	1	45.4	8.8	1
SMAJ30A	SMAJ30CA	CK	YK	30.0	33.30	36.80	1	48.4	8.3	1
SMAJ33A	SMAJ33CA	CM	YM	33.0	36.70	40.60	1	53.3	7.5	1
SMAJ36A	SMAJ36CA	CP	YP	36.0	40.00	44.20	1	58.1	6.9	1
SMAJ40A	SMAJ40CA	CR	YR	40.0	44.40	49.10	1	64.5	6.2	1
SMAJ43A	SMAJ43CA	CT	YT	43.0	47.80	52.80	1	69.4	5.8	1
SMAJ45A	SMAJ45CA	CV	YV	45.0	50.00	55.30	1	72.7	5.5	1
SMAJ48A	SMAJ48CA	CX	YX	48.0	53.30	58.90	1	77.4	5.2	1
SMAJ51A	SMAJ51CA	CZ	YZ	51.0	56.70	62.70	1	82.4	4.9	1
SMAJ54A	SMAJ54CA	RE	ZE	54.0	60.00	66.30	1	87.1	4.6	1

### ELECTRICAL CHARACTERISTICS

Part Number		Device Marking Code		Reverse Stand-off Voltage	Breakdown Voltage Min.@I <sub>T</sub>	Breakdown Voltage Max.@I <sub>T</sub>	Test Current	Maximum Clamping Voltage @I <sub>PP</sub>	Peak Pulse Current	Reverse Leakage @V <sub>RWM</sub>
UNT-POLAR	BI-POLAR	UNI	BI	V <sub>RWM</sub> (V)	V <sub>BR</sub> (V)	V <sub>BR</sub> (V)	I <sub>T</sub> (mA)	V <sub>c</sub> (V)	I <sub>PP</sub> (A)	I <sub>R</sub> (uA)
SMAJ58A	SMAJ58CA	RG	ZG	58	64.40	71.20	1	93.6	4.3	1
SMAJ60A	SMAJ60CA	RK	ZK	60	66.70	73.70	1	96.8	4.1	1
SMAJ64A	SMAJ64CA	RM	ZM	64	71.10	78.60	1	103.0	3.9	1
SMAJ70A	SMAJ70CA	RP	ZP	70	77.80	86.00	1	113.0	3.5	1
SMAJ75A	SMAJ75CA	RR	ZR	75	83.30	92.10	1	121.0	3.3	1
SMAJ78A	SMAJ78CA	RT	ZT	78	86.70	95.80	1	126.0	3.2	1
SMAJ85A	SMAJ85CA	RV	ZV	85	94.40	104.00	1	137.0	2.9	1
SMAJ90A	SMAJ90CA	RX	ZX	90	100.00	111.00	1	146.0	2.7	1
SMAJ100A	SMAJ100CA	RZ	ZZ	100	111.00	123.00	1	162.0	2.5	1
SMAJ110A	SMAJ110CA	SE	VE	110	122.00	135.00	1	177.0	2.3	1
SMAJ120A	SMAJ120CA	SG	VG	120	133.00	147.00	1	193.0	2.1	1
SMAJ130A	SMAJ130CA	SK	VK	130	144.00	159.00	1	209.0	1.9	1
SMAJ150A	SMAJ150CA	SM	VM	150	167.00	185.00	1	243.0	1.6	1
SMAJ160A	SMAJ160CA	SP	VP	160	178.00	197.00	1	259.0	1.5	1
SMAJ170A	SMAJ170CA	SR	VR	170	189.00	209.00	1	275.0	1.5	1
SMAJ180A	SMAJ180CA	ST	VT	180	201.00	222.00	1	292.0	1.4	1
SMAJ200A	SMAJ200CA	SV	VV	200	224.00	247.00	1	324.0	1.2	1
SMAJ220A	SMAJ220CA	SX	VX	220	246.00	272.00	1	356.0	1.1	1
SMAJ250A	SMAJ250CA	SZ	VZ	250	279.00	309.00	1	405.0	1.0	1
SMAJ300A	SMAJ300CA	TE	UE	300	335.00	371.00	1	486.0	0.8	1
SMAJ350A	SMAJ350CA	TG	UG	350	391.00	432.00	1	567.0	0.7	1
SMAJ400A	SMAJ400CA	TK	UK	400	447.00	494.00	1	648.0	0.6	1
SMAJ440A	SMAJ440CA	TM	UM	440	492.00	543.00	1	713.0	0.6	1

RATINGS AND CHARACTERISTIC CURVES ( $T_A=25^\circ\text{C}$  unless otherwise noted)

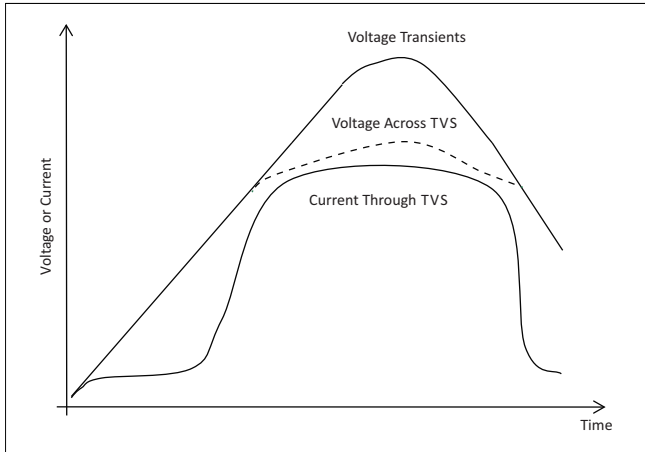


Figure 1 - TVS Transients Clamping Waveform

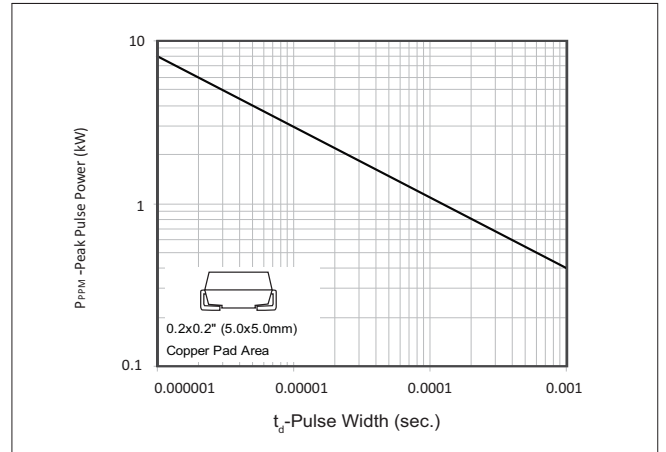


Figure 2 - Peak Pulse Power Rang Curve

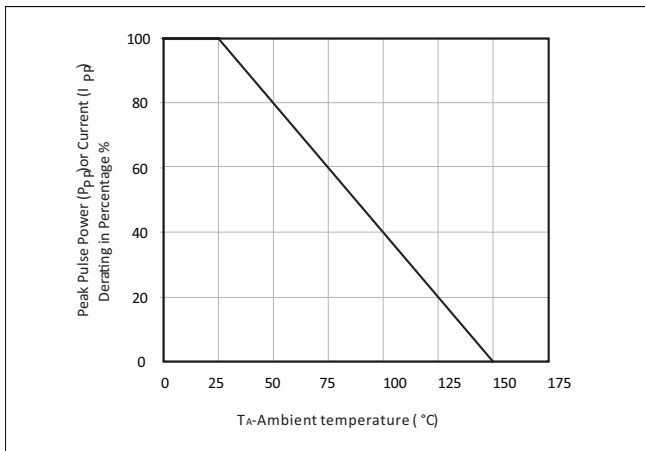


Figure 3 - Pulse Derating Curve

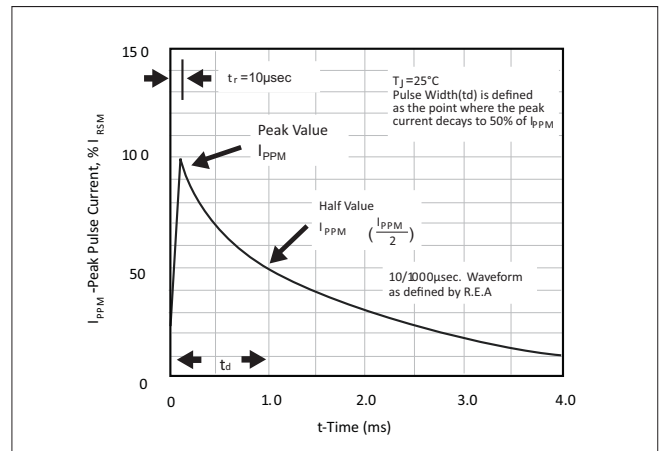


Figure 4 - Pulse Waveform

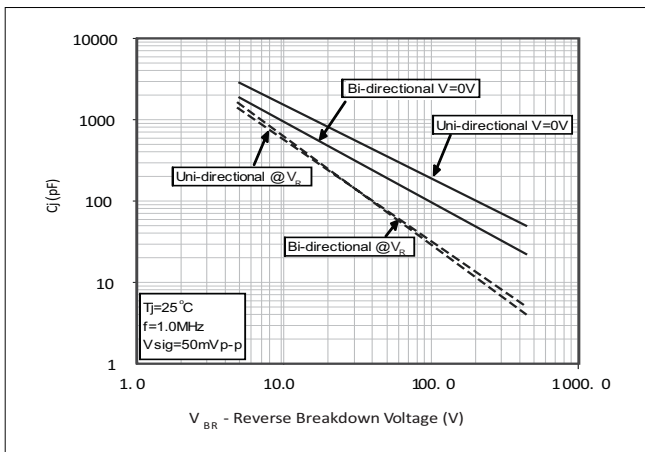


Figure 5 - Typical Junction Capacitance

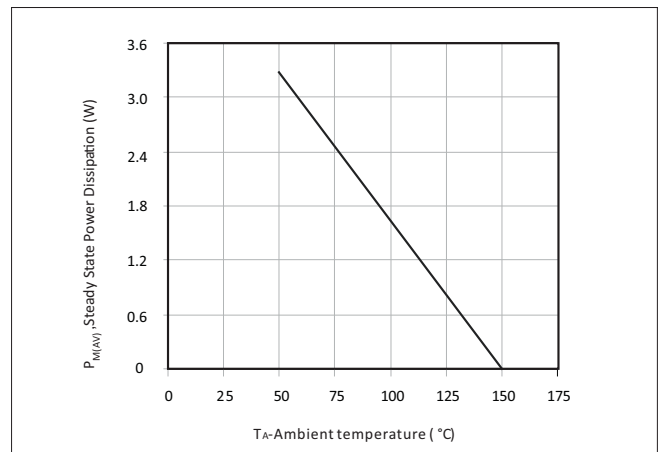
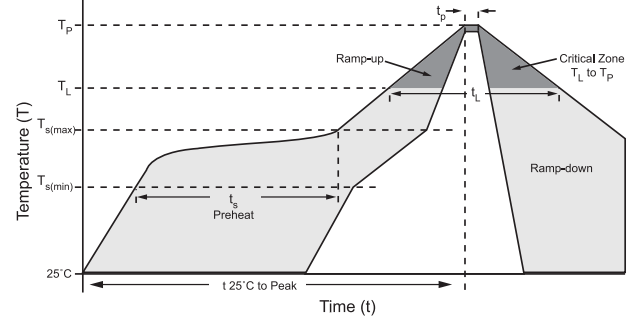


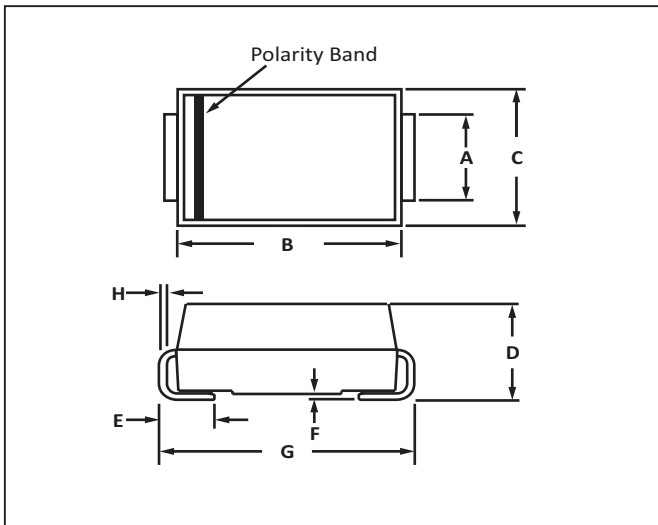
Figure 6 - Steady State Power Dissipation Derating Curve

### SOLDERING PARAMETERS

Reflow Condition		Lead-free assembly
Pre Heat	Temperature Min (Ts(min))	150°C
	Temperature Max (Ts(max))	200°C
	Time (min to max) (ts)	60–180 secs
Average ramp up rate (Liquidus Temp (TL) to peak)		3°C/second max
Ts(max)toTL - Ramp-up Rate		3°C/second max
Reflow	Temperature (TL) (Liquidus)	217°C
	Time (min to max) (tL)	60–150 seconds
Peak Temperature (TP)		260°C
Time within 5°C of actual peak Temperature (tp)		20–40 seconds
Ramp-down Rate		6°C/second max
Time 25°C to peak Temperature (T P)		8 minutes Max.
Do not exceed		260°C



### DO-214C(SMA) PACKAGE DIMENSION

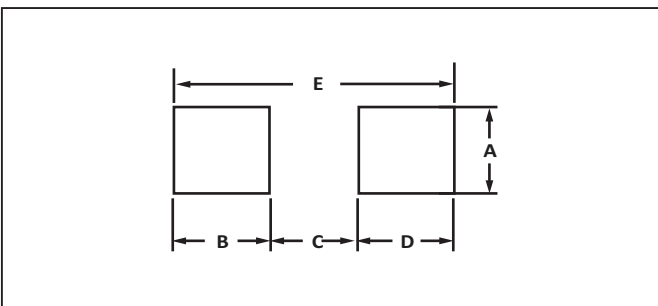


DIM	MILLIMETERS		INCHES	
	MIN	MAX	MIN	MAX
A	1.23	1.80	0.048	0.071
B	3.90	4.60	0.154	0.181
C	2.50	2.80	0.102	0.110
D	1.90	2.45	0.075	0.096
E	0.75	1.52	0.030	0.060
F	0.02	0.20	0.001	0.008
G	4.80	5.30	0.189	0.209
H	0.15	0.30	0.006	0.012

**NOTES:**

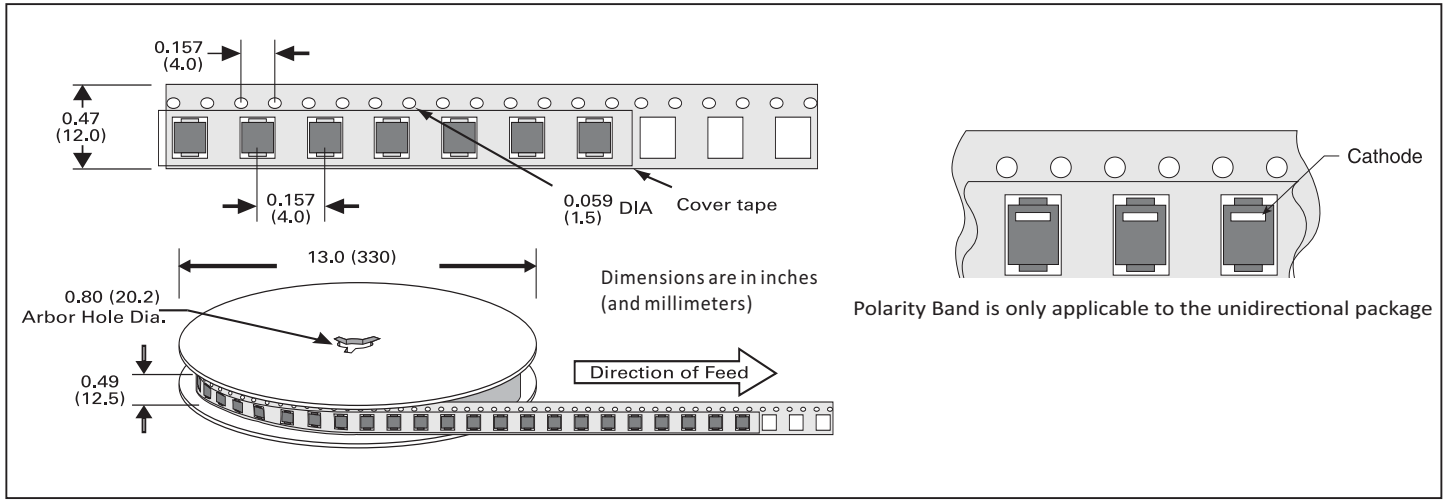
1. Dimensions are exclusive of mold flash and metal burrs
2. Polarity Band is only applicable to the unidirectional package

### RECOMMENDED PAD LAYOUT DIMENSION



RECOMMENDED PAD LAYOUT DIMENSION				
DIM	MILLIMETERS		INCHES	
	MIN	MAX	MIN	MAX
A	1.63	-	0.064	-
B	1.45	-	0.057	-
C	-	2.28	-	0.090
D	1.45	-	0.057	-
E	5.28 REF		0.208 REF	

### TAPE AND REEL SPECIFICATION



### ORDERING INFORMATION

Part Number	Component Package	QTY/Reel	Reel Size
SMAJxx(C)A	DO-214AC(SMA)	5000PCS	13"



## CONTACT US

### Headquarters

No.3387 Shendu Road Pujiang I&E Park Minhang Shanghai  
China

### Hotline

400-021-5756

### Web

[Http://www.semiware.com.cn](http://www.semiware.com.cn)

### By Telephone

General: 86-21-3463-7172

Sales: 86-21-3463-7345

Technical Support: 86-21-34637172-8811

### By Email

General: [china@semiware.com.cn](mailto:china@semiware.com.cn)

Sales: [sales33@semiware.com.cn](mailto:sales33@semiware.com.cn)

Technical Support: [fae01@semiware.com.cn](mailto:fae01@semiware.com.cn)

### By Fax

General: 86-21-3965-0654

Sales: 86-21-3463-7458

COPYRIGHT ©Semiware 2017 - This literature is subject to all applicable copyright laws and is not for resale in any manner.

SPECIFICATIONS: Semiware reserves the right to change the electrical and or mechanical characteristics described herein without notice.

DESIGN CHANGES : Semiware reserves the right to discontinue product lines without notice and that the final judgement concerning selection and specifications is the buyer's and that in furnishing engineering and technical assistance.Semiware assumes no responsibility with respect to the selection or specifications of such products.Semiware makes no warranty,representation or guarantee regarding the suitability of its products for any particular purpose, nor does Semiware assume any liability arising out of the application or use of any product or circuit and specifically disclaims any and all liability without limitation special,consequential or incidental damages.

LIFE SUPPORT POLICY: Semiware products are not authorized for use in life support systems without written consent from the factory



## X-ON Electronics

Largest Supplier of Electrical and Electronic Components

*Click to view similar products for [ESD Suppressors / TVS Diodes](#) category:*

*Click to view products by [SEMIWARE](#) manufacturer:*

Other Similar products are found below :

[60KS200C](#) [D18V0L1B2LP-7B](#) [D5V0F4U5P5-7](#) [DESD5V0U1BB-7](#) [NTE4902](#) [P4KE27CA](#) [P6KE11CA](#) [P6KE39CA-TP](#) [P6KE8.2A](#)  
[SA110CA](#) [SA60CA](#) [SA64CA](#) [SMBJ12CATR](#) [SMBJ33CATR](#) [SMBJ8.0A](#) [ESD101-B1-02ELS E6327](#) [ESD105-B1-02EL E6327](#) [ESD112-B1-02EL E6327](#) [ESD119B1W01005E6327XTSA1](#) [ESD5V0L1B02VH6327XTSA1](#) [ESD7451N2T5G](#) [19180-510](#) [CPDT-5V0USP-HF](#)  
[3.0SMCJ33CA-F](#) [3.0SMCJ36A-F](#) [HSPC16701B02TP](#) [D3V3Q1B2DLP3-7](#) [D55V0M1B2WS-7](#) [DESD5V0U1BL-7B](#) [DRTR5V0U4SL-7](#)  
[SCM1293A-04SO](#) [ESD200-B1-CSP0201 E6327](#) [SM12-7](#) [SMF8.0A-TP](#) [SMLJ45CA-TP](#) [SMQA1000T1G](#) [CEN955 W/DATA](#) [82350120560](#)  
[VESD12A1A-HD1-GS08](#) [CPDUR5V0R-HF](#) [CPDQC5V0U-HF](#) [CPDQC5V0USP-HF](#) [CPDQC5V0-HF](#) [IP4042CX5/LF,135](#) [D1213A-01LP4-7B](#) [D1213A-02WL-7](#) [1SMB33CAT3G-XYZ](#) [MMAD1108/TR13](#) [5KP100A](#) [5KP15A](#)