

## DESCRIPTION

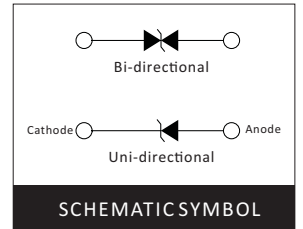
The SMBJ series is designed specifically to protect sensitive electronic equipment from voltage transients induced by lightning and other transient voltage events.

## FEATURES

- > Low profile package
- > Ideal for automated placement
- > Available in uni-directional and Bi-directional
- > 600W peak pulse power capability with a 10/1000  $\mu$ s waveform
- > For surface mounted applications to optimize board space
- > Excellent clamping capability
- > Very fast response time
- > Low incremental surge resistance

## APPLICATIONS

TVS devices are ideal for the protection of I/O Interfaces, VCC bus and other vulnerable circuits used in Telecom, Computer, Industrial and Consumer electronic applications.



## MAXIMUM RATINGS AND CHARACTERISTICS Ratings at 25 °C ambient temperature unless otherwise specified.

| RATING  | SYMBOL             | VALUE     | UNITS |
|---|--------------------|-----------|-------|
| Peak Pulse Power Dissipation on 10/1000us waveform (Note1,Note2).   | PPPM               | 600       | Watts |
| Peak Pulse Current of on 10/1000us waveform(Note1).   | IPPM               | See Table | Amps  |
| Steady State Power Dissipation at T <sub>A</sub> =50°C (Note2).   | P <sub>M(AV)</sub> | 5.0       | Watts |
| Maximum Instantaneous Forward Voltage at 50A for Unidirectional Only (Note 4 )                              | V <sub>F</sub>     | 3.5/5.0   | Volts |
| Peak Forward Surge Current,8.3ms Single Half Sine-Wave Superimposed on Rated Load, (JEDEC Method) (Note 3). | I <sub>FSM</sub>   | 100       | Amps  |
| <b>NOTES:</b>   |                    |           |       |
| 1. Non-repetitive current pulse, T <sub>A</sub> = 25°C.   |                    |           |       |
| 2. Mounted on 5.0mm x 5.0mm (0.03mm thick) Copper Pads to each terminal.                                    |                    |           |       |
| 3. 8.3ms single half sine-wave, or equivalent square wave, Duty cycle=4 pulses per minutes maximum.         |                    |           |       |
| 4. V <sub>F</sub> <3.5V for V <sub>BR</sub> ≤ 200V and V <sub>F</sub> <5.0V for V <sub>BR</sub> ≥ 201V.     |                    |           |       |

## THERMAL CONSIDERATIONS

| Symbol           | Parameter                              | Value       | Unit |
|------------------|--|-------------|------|
| T <sub>J</sub>   | Operating Junction Temperature         | -55 to +125 | °C   |
| T <sub>STG</sub> | Storage Temperature Range              | -55to +150  | °C   |
| R <sub>θJA</sub> | Junction to Ambient on Printed Circuit | 90          | °C/W |



### ELECTRICAL CHARACTERISTICS

| Part Number |           | Device Marking Code |    | Reverse Stand-off Voltage | Breakdown Voltage Min.@IT | Breakdown Voltage Max.@IT | Test Current | Maximum Clamping Voltage @IPP | Peak Pulse Current | Reverse Leakage @VRWM |
|-------------|-----------|---------------------|----|---------------------------|---------------------------|---------------------------|--------------|-------------------------------|--------------------|-----------------------|
| UNI         | BI        | UNI                 | BI | VRWM(V)                   | VBR (V)                   | VBR (V)                   | IT(mA)       | Vc(V)                         | IPP(A)             | IR(uA)                |
| SMBJ5.0A    | SMBJ5.0CA | KE                  | AE | 5.0                       | 6.40                      | 7.00                      | 10           | 9.2                           | 65.3               | 800                   |
| SMBJ6.0A    | SMBJ6.0CA | KG                  | AG | 6.0                       | 6.67                      | 7.37                      | 10           | 10.3                          | 58.3               | 800                   |
| SMBJ6.5A    | SMBJ6.5CA | KK                  | AK | 6.5                       | 7.22                      | 7.98                      | 10           | 11.2                          | 53.6               | 500                   |
| SMBJ7.0A    | SMBJ7.0CA | KM                  | AM | 7.0                       | 7.78                      | 8.60                      | 10           | 12.0                          | 50.0               | 200                   |
| SMBJ7.5A    | SMBJ7.5CA | KP                  | AP | 7.5                       | 8.33                      | 9.21                      | 1            | 12.9                          | 46.6               | 100                   |
| SMBJ8.0A    | SMBJ8.0CA | KR                  | AR | 8.0                       | 8.89                      | 9.83                      | 1            | 13.6                          | 44.2               | 50                    |
| SMBJ8.5A    | SMBJ8.5CA | KT                  | AT | 8.5                       | 9.44                      | 10.4                      | 1            | 14.4                          | 41.7               | 20                    |
| SMBJ9.0A    | SMBJ9.0CA | KV                  | AV | 9.0                       | 10.0                      | 11.1                      | 1            | 15.4                          | 39.0               | 10                    |
| SMBJ10A     | SMBJ10CA  | KX                  | AX | 10                        | 11.1                      | 12.3                      | 1            | 17.0                          | 35.3               | 5                     |
| SMBJ11A     | SMBJ11CA  | KZ                  | AZ | 11                        | 12.2                      | 13.5                      | 1            | 18.2                          | 33.0               | 1                     |
| SMBJ12A     | SMBJ12CA  | LE                  | BE | 12                        | 13.3                      | 14.7                      | 1            | 19.9                          | 30.2               | 1                     |
| SMBJ13A     | SMBJ13CA  | LG                  | BG | 13                        | 14.4                      | 15.9                      | 1            | 21.5                          | 28.0               | 1                     |
| SMBJ14A     | SMBJ14CA  | LK                  | BK | 14                        | 15.6                      | 17.2                      | 1            | 23.2                          | 25.9               | 1                     |
| SMBJ15A     | SMBJ15CA  | LM                  | BM | 15                        | 16.7                      | 18.5                      | 1            | 24.4                          | 24.6               | 1                     |
| SMBJ16A     | SMBJ16CA  | LP                  | BP | 16                        | 17.8                      | 19.7                      | 1            | 26.0                          | 23.1               | 1                     |
| SMBJ17A     | SMBJ17CA  | LR                  | BR | 17                        | 18.9                      | 20.9                      | 1            | 27.6                          | 21.8               | 1                     |
| SMBJ18A     | SMBJ18CA  | LT                  | BT | 18                        | 20.0                      | 22.1                      | 1            | 29.2                          | 20.6               | 1                     |
| SMBJ20A     | SMBJ20CA  | LV                  | BV | 20                        | 22.2                      | 24.5                      | 1            | 32.4                          | 18.6               | 1                     |
| SMBJ22A     | SMBJ22CA  | LX                  | BX | 22                        | 24.4                      | 26.9                      | 1            | 35.5                          | 16.9               | 1                     |
| SMBJ24A     | SMBJ24CA  | LZ                  | BZ | 24                        | 26.7                      | 29.5                      | 1            | 38.9                          | 15.5               | 1                     |
| SMBJ26A     | SMBJ26CA  | ME                  | CE | 26                        | 28.9                      | 31.9                      | 1            | 42.1                          | 14.3               | 1                     |
| SMBJ28A     | SMBJ28CA  | MG                  | CG | 28                        | 31.1                      | 34.4                      | 1            | 45.4                          | 13.3               | 1                     |
| SMBJ30A     | SMBJ30CA  | MK                  | CK | 30                        | 33.3                      | 36.8                      | 1            | 48.4                          | 12.4               | 1                     |
| SMBJ33A     | SMBJ33CA  | MM                  | CM | 33                        | 36.7                      | 40.6                      | 1            | 53.3                          | 11.3               | 1                     |
| SMBJ36A     | SMBJ36CA  | MP                  | CP | 36                        | 40.0                      | 44.2                      | 1            | 58.1                          | 10.4               | 1                     |
| SMBJ40A     | SMBJ40CA  | MR                  | CR | 40                        | 44.4                      | 49.1                      | 1            | 64.5                          | 9.3                | 1                     |
| SMBJ43A     | SMBJ43CA  | MT                  | CT | 43                        | 47.8                      | 52.8                      | 1            | 69.4                          | 8.7                | 1                     |
| SMBJ45A     | SMBJ45CA  | MV                  | CV | 45                        | 50.0                      | 55.3                      | 1            | 72.7                          | 8.3                | 1                     |
| SMBJ48A     | SMBJ48CA  | MX                  | CX | 48                        | 53.3                      | 58.9                      | 1            | 77.4                          | 7.8                | 1                     |
| SMBJ51A     | SMBJ51CA  | MZ                  | CZ | 51                        | 56.7                      | 62.7                      | 1            | 82.4                          | 7.3                | 1                     |
| SMBJ54A     | SMBJ54CA  | NE                  | DE | 54                        | 60.0                      | 66.3                      | 1            | 87.1                          | 6.9                | 1                     |



## ELECTRICAL CHARACTERISTICS

| Part Number |           | Device Marking Code |    | Reverse Stand-off Voltage | Breakdown Voltage Min.@IT | Breakdown Voltage Max.@IT | Test Current | Maximum Clamping Voltage @IPP | Peak Pulse Current | Reverse Leakage @VRWM |
|-------------|-----------|---------------------|----|---------------------------|---------------------------|---------------------------|--------------|-------------------------------|--------------------|-----------------------|
| UNI         | BI        | UNI                 | BI | VRWM(V)                   | VBR (V)                   | VBR (V)                   | IT(mA)       | Vc(V)                         | IPP(A)             | IR(uA)                |
| SMBJ58A     | SMBJ58CA  | NG                  | DG | 58                        | 64.4                      | 71.2                      | 1            | 93.6                          | 6.5                | 1                     |
| SMBJ60A     | SMBJ60CA  | NK                  | DK | 60                        | 66.7                      | 73.7                      | 1            | 96.8                          | 6.2                | 1                     |
| SMBJ64A     | SMBJ64CA  | NM                  | DM | 64                        | 71.1                      | 78.6                      | 1            | 103                           | 5.9                | 1                     |
| SMBJ70A     | SMBJ70CA  | NP                  | DP | 70                        | 77.8                      | 86.0                      | 1            | 113                           | 5.3                | 1                     |
| SMBJ75A     | SMBJ75CA  | NR                  | DR | 75                        | 83.3                      | 92.1                      | 1            | 121                           | 5.0                | 1                     |
| SMBJ78A     | SMBJ78CA  | NT                  | DT | 78                        | 86.7                      | 95.8                      | 1            | 126                           | 4.8                | 1                     |
| SMBJ85A     | SMBJ85CA  | NV                  | DV | 85                        | 94.4                      | 104                       | 1            | 137                           | 4.4                | 1                     |
| SMBJ90A     | SMBJ90CA  | NX                  | DX | 90                        | 100                       | 111                       | 1            | 146                           | 4.1                | 1                     |
| SMBJ100A    | SMBJ100CA | NZ                  | DZ | 100                       | 111                       | 123                       | 1            | 162                           | 3.7                | 1                     |
| SMBJ110A    | SMBJ110CA | PE                  | EE | 110                       | 122                       | 135                       | 1            | 177                           | 3.4                | 1                     |
| SMBJ120A    | SMBJ120CA | PG                  | EG | 120                       | 133                       | 147                       | 1            | 193                           | 3.1                | 1                     |
| SMBJ130A    | SMBJ130CA | PK                  | EK | 130                       | 144                       | 159                       | 1            | 209                           | 2.9                | 1                     |
| SMBJ150A    | SMBJ150CA | PM                  | EM | 150                       | 167                       | 185                       | 1            | 243                           | 2.5                | 1                     |
| SMBJ160A    | SMBJ160CA | PP                  | EP | 160                       | 178                       | 197                       | 1            | 259                           | 2.3                | 1                     |
| SMBJ170A    | SMBJ170CA | PR                  | ER | 170                       | 189                       | 209                       | 1            | 275                           | 2.2                | 1                     |
| SMBJ180A    | SMBJ180CA | PT                  | ET | 180                       | 201                       | 222                       | 1            | 292                           | 2.1                | 1                     |
| SMBJ200A    | SMBJ200CA | PV                  | EV | 200                       | 224                       | 247                       | 1            | 324                           | 1.9                | 1                     |
| SMBJ220A    | SMBJ220CA | PX                  | EX | 220                       | 246                       | 272                       | 1            | 356                           | 1.7                | 1                     |
| SMBJ250A    | SMBJ250CA | PZ                  | EZ | 250                       | 279                       | 309                       | 1            | 405                           | 1.5                | 1                     |
| SMBJ300A    | SMBJ300CA | QE                  | FE | 300                       | 335                       | 371                       | 1            | 486                           | 1.3                | 1                     |
| SMBJ350A    | SMBJ350CA | QG                  | FG | 350                       | 391                       | 432                       | 1            | 567                           | 1.1                | 1                     |
| SMBJ400A    | SMBJ400CA | QK                  | FK | 400                       | 447                       | 494                       | 1            | 648                           | 0.9                | 1                     |
| SMBJ440A    | SMBJ440CA | QM                  | FM | 440                       | 492                       | 543                       | 1            | 713                           | 0.9                | 1                     |



RATINGS AND CHARACTERISTIC CURVES ( $T_A=25^\circ\text{C}$  unless otherwise noted)

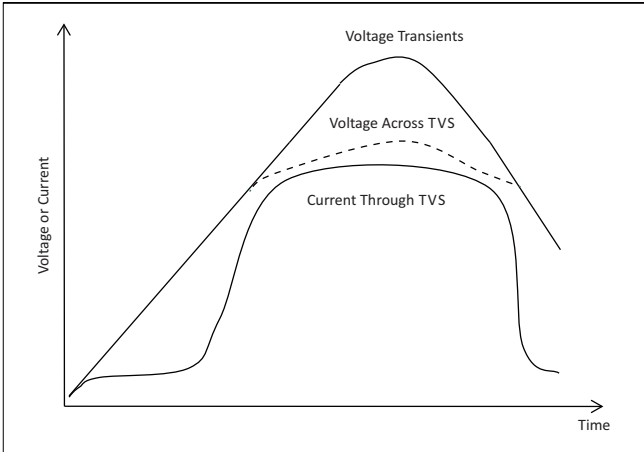


Figure 1 - TVS Transients Clamping Waveform

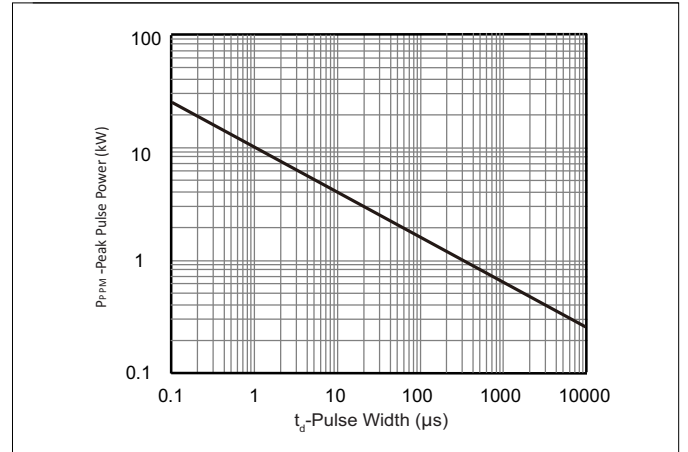


Figure 2 - Peak Pulse Power Rating Curve

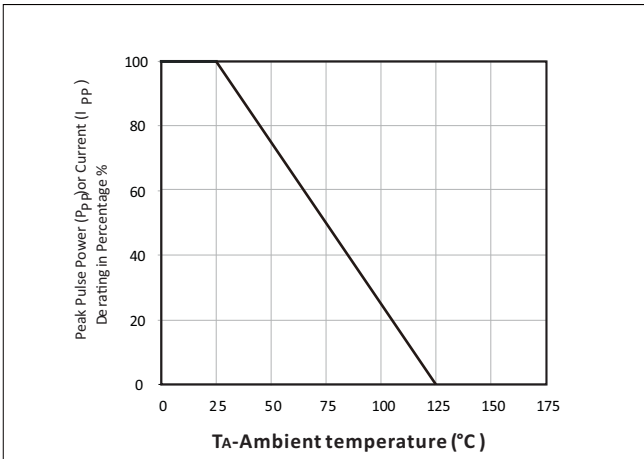


Figure 3 - Pulse Derating Curve

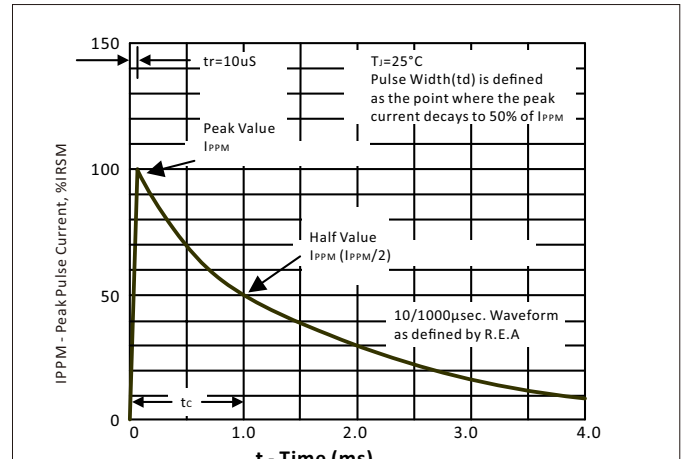


Figure 4. Pulse Waveform

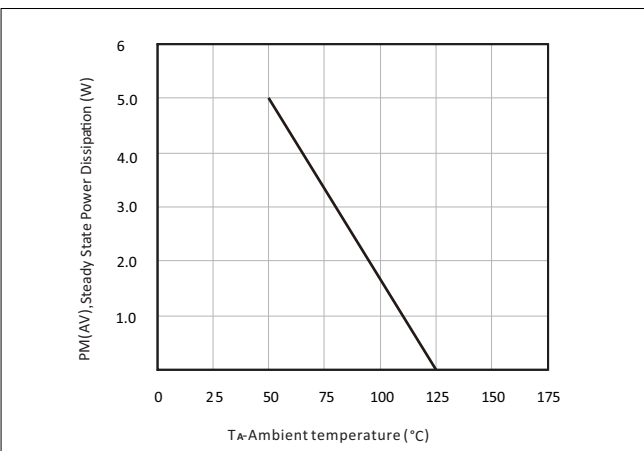


Figure 5 - Steady State Power Dissipation Derating Curve

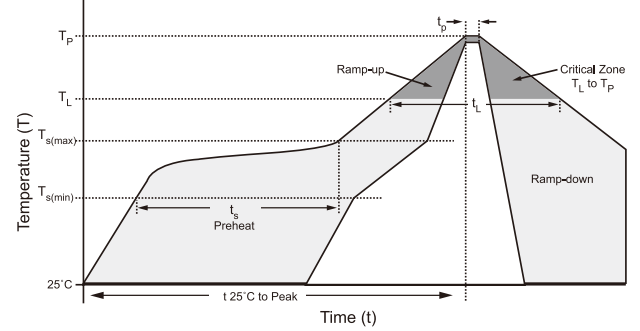


Figure 6. Maximum Non-Repetitive Forward Surge Current Uni-Directional Only

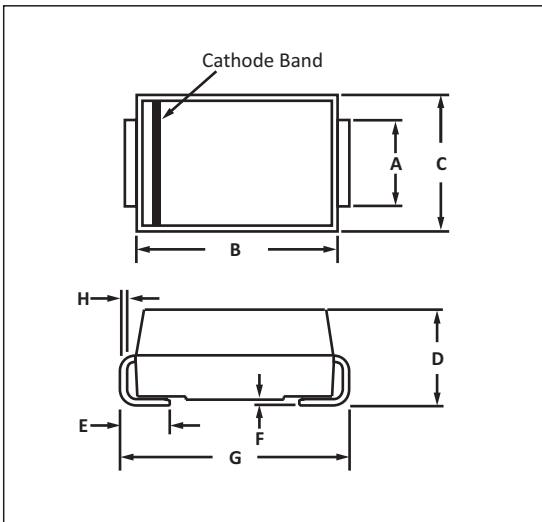


### SOLDERING PARAMETERS

| Reflow Condition                                  |                             | Lead-free assembly |
|---|-----------------------------|--------------------|
| Pre Heat  | Temperature Min (Ts(min))   | 150°C              |
|   | Temperature Max (Ts(max))   | 200°C              |
|   | Time (min to max) (ts)      | 60 – 180 secs      |
| Average ramp up rate (Liquidus Temp (TL) to peak) |                             | 3°C/second max     |
| Ts(max)to TL - Ramp-up Rate                       |                             | 3°C/second max     |
| Reflow  | Temperature (TL) (Liquidus) | 217°C              |
|   | Time (min to max) (tl)      | 60 – 150 seconds   |
| Peak Temperature (TP)                             |                             | 260°C              |
| Time within 5°C of actual peak Temperature (tp)   |                             | 20 – 40 seconds    |
| Ramp-down Rate                                    |                             | 6°C/second max     |
| Time 25°C to peak Temperature (TP)                |                             | 8 minutes Max.     |
| Do not exceed                                     |                             | 260°C              |



### DO-214AA(SMB) PACKAGE DIMENSIONS

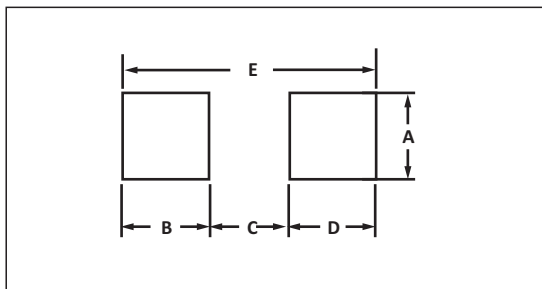


| SMB PACKAGE DIMENSIONS |             |      |        |       |
|------------------------|-------------|------|--------|-------|
| DIM                    | MILLIMETERS |      | INCHES |       |
|                        | MIN         | MAX  | MIN    | MAX   |
| A                      | 1.96        | 2.20 | 0.077  | 0.087 |
| B                      | 4.35        | 4.85 | 0.171  | 0.191 |
| C                      | 3.30        | 3.94 | 0.130  | 0.155 |
| D                      | 2.20        | 2.50 | 0.087  | 0.098 |
| E                      | 0.76        | 1.52 | 0.030  | 0.060 |
| F                      | 0.02        | 0.20 | 0.001  | 0.008 |
| G                      | 5.08        | 5.59 | 0.200  | 0.220 |
| H                      | 0.15        | 0.30 | 0.006  | 0.012 |

**NOTES:**

1. Dimensions are exclusive of mold flash and metal burrs
2. Cathode Band is only applicable to the unidirectional package

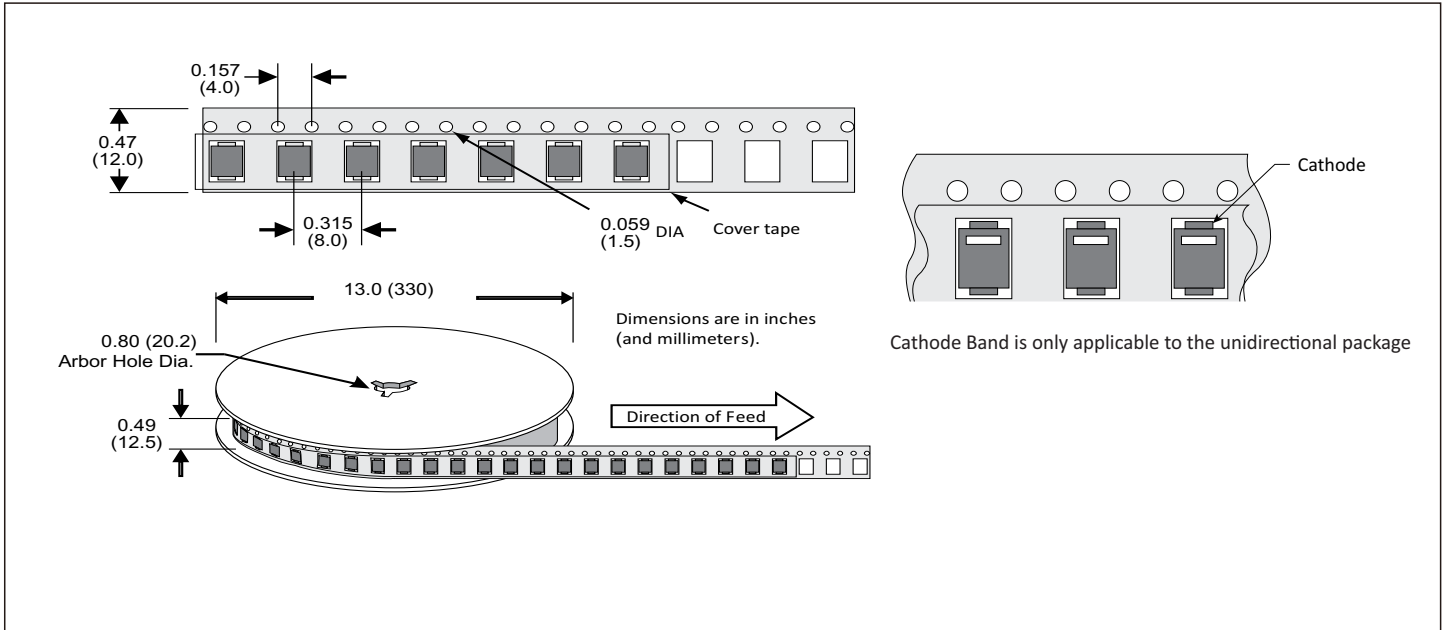
### RECOMMENDED PAD LAYOUT DIMENSIONS



| RECOMMENDED PAD LAYOUT DIMENSIONS |             |      |           |       |
|-----------------------------------|-------------|------|-----------|-------|
| DIM                               | MILLIMETERS |      | INCHES    |       |
|                                   | MIN         | MAX  | MIN       | MAX   |
| A                                 | 2.20        | -    | 0.087     | -     |
| B                                 | 1.45        | -    | 0.057     | -     |
| C                                 | -           | 2.55 | -         | 0.100 |
| D                                 | 1.45        | -    | 0.057     | -     |
| E                                 | 5.60 REF    |      | 0.220 REF |       |



**TAPE AND REEL SPECIFICATION**



**ORDERING INFORMATION**

| Part Number | Component Package | QTY/Reel | Reel Size |
|-------------|-------------------|----------|-----------|
| SMBJxx(C)A  | DO-214AA(SMB)     | 3000PCS  | 13"       |



**CONTACT US****Headquarters**

A Building Caohejing I&E Park Pujiang Minhang Shanghai  
China

**Hotline**

400-021-5756

**Web**

<http://www.semiware.com.cn>

**By Telephone**

Sales: 86-21-3463-7345

Customer Service: 86-21-3463-7172-8810/8826

Technical Support: 86-21-3463-7173-8811

**By Email**

Sales: [sales03@semiware.com.cn](mailto:sales03@semiware.com.cn)

Customer Service: [sales17@semiware.com.cn](mailto:sales17@semiware.com.cn)

Technical Support: [fae03@semiware.com.cn](mailto:fae03@semiware.com.cn)

**By Fax**

General: 86-21-3965-0654

Sales: 86-21-3463-7458

COPYRIGHT ©Semiware 2009 - This literature is subject to all applicable copyright laws and is not for resale in any manner.

SPECIFICATIONS: Semiware reserves the right to change the electrical and or mechanical characteristics described herein without notice.

DESIGN CHANGES : Semiware reserves the right to discontinue product lines without notice and that the final judgement concerning selection and specifications is the buyer's and that in furnishing engineering and technical assistance. Semiware assumes no responsibility with respect to the selection or specifications of such products. Semiware makes no warranty, representation or guarantee regarding the suitability of its products for any particular purpose, nor does Semiware assume any liability arising out of the application or use of any product or circuit and specifically disclaims any and all liability without limitation special, consequential or incidental damages.

LIFE SUPPORT POLICY: Semiware products are not authorized for use in life support systems without written consent from the factory.



## X-ON Electronics

Largest Supplier of Electrical and Electronic Components

*Click to view similar products for [ESD Suppressors / TVS Diodes](#) category:*

*Click to view products by [SEMIWARE](#) manufacturer:*

Other Similar products are found below :

[60KS200C](#) [D18V0L1B2LP-7B](#) [D5V0F4U5P5-7](#) [DESD5V0U1BB-7](#) [NTE4902](#) [P4KE27CA](#) [P6KE11CA](#) [P6KE39CA-TP](#) [P6KE8.2A](#)  
[SA110CA](#) [SA60CA](#) [SA64CA](#) [SMBJ12CATR](#) [SMBJ33CATR](#) [SMBJ8.0A](#) [ESD101-B1-02ELS E6327](#) [ESD105-B1-02EL E6327](#) [ESD112-B1-02EL E6327](#) [ESD119B1W01005E6327XTSA1](#) [ESD5V0L1B02VH6327XTSA1](#) [ESD7451N2T5G](#) [19180-510](#) [CPDT-5V0USP-HF](#)  
[3.0SMCJ33CA-F](#) [3.0SMCJ36A-F](#) [HSPC16701B02TP](#) [D3V3Q1B2DLP3-7](#) [D55V0M1B2WS-7](#) [DESD5V0U1BL-7B](#) [DRTR5V0U4SL-7](#)  
[SCM1293A-04SO](#) [ESD200-B1-CSP0201 E6327](#) [SM12-7](#) [SMF8.0A-TP](#) [SMLJ45CA-TP](#) [SMQA1000T1G](#) [CEN955 W/DATA](#) [82350120560](#)  
[VESD12A1A-HD1-GS08](#) [CPDUR5V0R-HF](#) [CPDQC5V0U-HF](#) [CPDQC5V0USP-HF](#) [CPDQC5V0-HF](#) [IP4042CX5/LF,135](#) [D1213A-01LP4-7B](#) [D1213A-02WL-7](#) [1SMB33CAT3G-XYZ](#) [MMAD1108/TR13](#) [5KP100A](#) [5KP15A](#)