

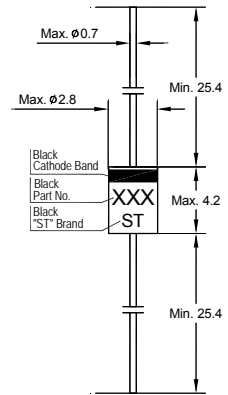
1N47xxxPF

Silicon Planar Power Zener Diodes

for use in stabilizing and clipping circuits with high power rating. Standard zener voltage tolerance is $\pm 10\%$. Add suffix "A" for $\pm 5\%$ tolerance and suffix "B" for $\pm 2\%$ tolerance. Other tolerances are available upon request.

Features

- Lead Free



Glass Case DO-41
Dimensions in mm

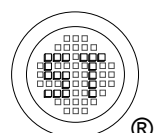
Absolute Maximum Ratings ($T_a = 25^\circ\text{C}$)

| Parameter | Symbol | Value | Unit |
|---------------------------------|------------------|---------------|------------------|
| Power Dissipation ¹⁾ | P_{tot} | 1 | W |
| Junction Temperature | T_j | 175 | $^\circ\text{C}$ |
| Storage Temperature Range | T_{stg} | - 65 to + 175 | $^\circ\text{C}$ |

Thermal Characteristics

| Parameter | Symbol | Max. | Unit |
|--|-----------------------|------|--------------------|
| Thermal Resistance Junction to Ambient Air ¹⁾ | $R_{\theta\text{JA}}$ | 150 | $^\circ\text{C/W}$ |

¹⁾ Valid provided that leads at a distance of 8 mm from case are kept at ambient temperature.



1N47xxxPF

Characteristics at $T_a = 25^\circ\text{C}$ (V_F max : 1.2 V at $I_F = 200$ mA)

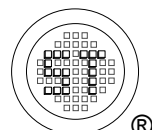
| Type | Zener Voltage Range ³⁾ | | | | Dynamic Resistance ¹⁾ | | | Reverse Current | | Maximum Surge Current ⁴⁾ | Maximum Regulator Current ²⁾ | Temperature coefficient at I_{ZT} |
|----------|-----------------------------------|----------|----------|-------------|----------------------------------|-------------------|-------------|------------------------|----------|-------------------------------------|---|-------------------------------------|
| | V_{Znom} | V_{ZT} | | at I_{ZT} | Z_{ZT} | Z_{ZK} | at I_{ZK} | I_R | at V_R | | | |
| | (V) | Min. (V) | Max. (V) | (mA) | Max. (Ω) | Max. (Ω) | (mA) | Max. (μA) | (V) | I_{ZSM} (mA) | I_{ZM} (mA) | %/ $^\circ\text{C}$ |
| 1N4727PF | 3 | 2.7 | 3.3 | 83 | 10 | 400 | 1 | 150 | 1 | 1375 | 275 | -0.08 to -0.05 |
| 1N4728PF | 3.3 | 2.97 | 3.63 | 76 | 10 | 400 | 1 | 150 | 1 | 1375 | 275 | -0.08 to -0.05 |
| 1N4729PF | 3.6 | 3.24 | 3.96 | 69 | 10 | 400 | 1 | 100 | 1 | 1260 | 252 | -0.08 to -0.05 |
| 1N4730PF | 3.9 | 3.51 | 4.29 | 64 | 9 | 400 | 1 | 100 | 1 | 1190 | 234 | -0.07 to -0.02 |
| 1N4731PF | 4.3 | 3.87 | 4.73 | 58 | 9 | 400 | 1 | 50 | 1 | 1070 | 217 | -0.07 to -0.01 |
| 1N4732PF | 4.7 | 4.23 | 5.17 | 53 | 8 | 500 | 1 | 10 | 1 | 970 | 193 | -0.03 to +0.04 |
| 1N4733PF | 5.1 | 4.59 | 5.61 | 49 | 7 | 550 | 1 | 10 | 1 | 890 | 178 | -0.01 to +0.04 |
| 1N4734PF | 5.6 | 5.04 | 6.16 | 45 | 5 | 600 | 1 | 10 | 2 | 810 | 162 | 0.10 to +0.045 |
| 1N4735PF | 6.2 | 5.58 | 6.82 | 41 | 2 | 700 | 1 | 10 | 3 | 730 | 146 | +0.01 to +0.055 |
| 1N4736PF | 6.8 | 6.12 | 7.48 | 37 | 3.5 | 700 | 1 | 10 | 4 | 660 | 133 | +0.015 to +0.06 |
| 1N4737PF | 7.5 | 6.75 | 8.25 | 34 | 4 | 700 | 0.5 | 10 | 5 | 605 | 121 | +0.02 to +0.065 |
| 1N4738PF | 8.2 | 7.38 | 9.02 | 31 | 4.5 | 700 | 0.5 | 10 | 6 | 550 | 110 | 0.03 to 0.07 |
| 1N4739PF | 9.1 | 8.19 | 10.01 | 28 | 5 | 700 | 0.5 | 10 | 7 | 500 | 100 | 0.035 to 0.075 |
| 1N4740PF | 10 | 9 | 11 | 25 | 7 | 700 | 0.25 | 10 | 7.6 | 454 | 91 | 0.04 to 0.08 |
| 1N4741PF | 11 | 9.9 | 12.1 | 23 | 8 | 700 | 0.25 | 5 | 8.4 | 414 | 83 | 0.045 to 0.08 |
| 1N4742PF | 12 | 10.8 | 13.2 | 21 | 9 | 700 | 0.25 | 5 | 9.1 | 380 | 76 | 0.045 to 0.085 |
| 1N4743PF | 13 | 11.7 | 14.3 | 19 | 10 | 700 | 0.25 | 5 | 9.9 | 344 | 69 | 0.05 to 0.085 |
| 1N4744PF | 15 | 13.5 | 16.5 | 17 | 14 | 700 | 0.25 | 5 | 11.4 | 304 | 61 | 0.055 to 0.09 |
| 1N4745PF | 16 | 14.4 | 17.6 | 15.5 | 16 | 700 | 0.25 | 5 | 12.2 | 285 | 57 | 0.055 to 0.09 |
| 1N4746PF | 18 | 16.2 | 19.8 | 14 | 20 | 750 | 0.25 | 5 | 13.7 | 250 | 50 | 0.06 to 0.09 |
| 1N4747PF | 20 | 18 | 22 | 12.5 | 22 | 750 | 0.25 | 5 | 15.2 | 225 | 45 | 0.06 to 0.09 |
| 1N4748PF | 22 | 19.8 | 24.2 | 11.5 | 23 | 750 | 0.25 | 5 | 16.7 | 205 | 41 | 0.06 to 0.095 |
| 1N4749PF | 24 | 21.6 | 26.4 | 10.5 | 25 | 750 | 0.25 | 5 | 18.2 | 190 | 38 | 0.06 to 0.095 |
| 1N4750PF | 27 | 24.3 | 29.7 | 9.5 | 35 | 750 | 0.25 | 5 | 20.6 | 170 | 34 | 0.06 to 0.095 |
| 1N4751PF | 30 | 27 | 33 | 8.5 | 40 | 1000 | 0.25 | 5 | 22.8 | 150 | 30 | 0.06 to 0.095 |
| 1N4752PF | 33 | 29.7 | 36.3 | 7.5 | 45 | 1000 | 0.25 | 5 | 25.1 | 135 | 27 | 0.06 to 0.095 |
| 1N4753PF | 36 | 32.4 | 39.6 | 7 | 50 | 1000 | 0.25 | 5 | 27.4 | 125 | 25 | 0.06 to 0.095 |
| 1N4754PF | 39 | 35.1 | 42.9 | 6.5 | 60 | 1000 | 0.25 | 5 | 29.7 | 115 | 23 | 0.06 to 0.095 |
| 1N4755PF | 43 | 38.7 | 47.3 | 6 | 70 | 1500 | 0.25 | 5 | 32.7 | 110 | 22 | 0.06 to 0.095 |
| 1N4756PF | 47 | 42.3 | 51.7 | 5.5 | 80 | 1500 | 0.25 | 5 | 35.8 | 95 | 19 | 0.06 to 0.095 |
| 1N4757PF | 51 | 45.9 | 56.1 | 5 | 95 | 1500 | 0.25 | 5 | 38.8 | 90 | 18 | 0.06 to 0.095 |
| 1N4758PF | 56 | 50.4 | 61.6 | 4.5 | 110 | 2000 | 0.25 | 5 | 42.6 | 80 | 16 | 0.06 to 0.095 |
| 1N4759PF | 62 | 55.8 | 68.2 | 4 | 125 | 2000 | 0.25 | 5 | 47.1 | 70 | 14 | 0.06 to 0.095 |
| 1N4760PF | 68 | 61.2 | 74.8 | 3.7 | 150 | 2000 | 0.25 | 5 | 51.7 | 65 | 13 | 0.06 to 0.095 |
| 1N4761PF | 75 | 67.5 | 82.5 | 3.3 | 175 | 2000 | 0.25 | 5 | 56 | 60 | 12 | 0.06 to 0.095 |

¹⁾ The dynamic resistance is derived from the 60 Hz AC voltage which results when an AC current having an RMS value equal to 10% of the Zener Current (I_{ZT} or I_{ZK}) is superimposed on I_{ZT} or I_{ZK} . Dynamic resistance is measured at two points to insure a sharp knee on the breakdown curve and to eliminate unstable units.

²⁾ Valid provided that leads at a distance of 8 mm from case are kept at ambient temperature.

³⁾ Tested with pulses $t_p = 20$ ms.

⁴⁾ The rating listed in the electrical characteristics table is maximum peak, non-repetitive, reverse surge current of 1/2 square wave or equivalent sine wave pulse of 1/120 second duration superimposed on the test current I_{ZT} .



1N47xxxPF

Characteristics at $T_a = 25^\circ\text{C}$ (V_F max : 1.2 V at $I_F = 200$ mA)

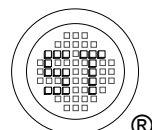
| Type | Zener Voltage Range ³⁾ | | | Dynamic Resistance ¹⁾ | | | Reverse Current | | Maximum Surge Current ⁴⁾ | Maximum Regulator Current ²⁾ | Temperature coefficient at I_{ZT} | |
|-----------|-----------------------------------|----------|----------|----------------------------------|-------------------|-------------------|-----------------|------------------------|-------------------------------------|---|-------------------------------------|---------------------|
| | V_{Znom} | V_{ZT} | | at I_{ZT} | Z_{ZT} | Z_{ZK} | at I_{ZK} | I_R | | | | at V_R |
| | (V) | Min. (V) | Max. (V) | (mA) | Max. (Ω) | Max. (Ω) | (mA) | Max. (μA) | (V) | I_{ZSM} (mA) | I_{ZM} (mA) | %/ $^\circ\text{C}$ |
| 1N4727APF | 3 | 2.85 | 3.15 | 83 | 10 | 400 | 1 | 150 | 1 | 1375 | 275 | -0.08 to -0.05 |
| 1N4728APF | 3.3 | 3.14 | 3.47 | 76 | 10 | 400 | 1 | 150 | 1 | 1375 | 275 | -0.08 to -0.05 |
| 1N4729APF | 3.6 | 3.42 | 3.78 | 69 | 10 | 400 | 1 | 100 | 1 | 1260 | 252 | -0.08 to -0.05 |
| 1N4730APF | 3.9 | 3.71 | 4.1 | 64 | 9 | 400 | 1 | 100 | 1 | 1190 | 234 | -0.07 to -0.02 |
| 1N4731APF | 4.3 | 4.09 | 4.52 | 58 | 9 | 400 | 1 | 50 | 1 | 1070 | 217 | -0.07 to -0.01 |
| 1N4732APF | 4.7 | 4.47 | 4.94 | 53 | 8 | 500 | 1 | 10 | 1 | 970 | 193 | -0.03 to +0.04 |
| 1N4733APF | 5.1 | 4.85 | 5.36 | 49 | 7 | 550 | 1 | 10 | 1 | 890 | 178 | -0.01 to +0.04 |
| 1N4734APF | 5.6 | 5.32 | 5.88 | 45 | 5 | 600 | 1 | 10 | 2 | 810 | 162 | 0.10 to +0.045 |
| 1N4735APF | 6.2 | 5.89 | 6.51 | 41 | 2 | 700 | 1 | 10 | 3 | 730 | 146 | +0.01 to +0.055 |
| 1N4736APF | 6.8 | 6.46 | 7.14 | 37 | 3.5 | 700 | 1 | 10 | 4 | 660 | 133 | +0.015 to +0.06 |
| 1N4737APF | 7.5 | 7.13 | 7.88 | 34 | 4 | 700 | 0.5 | 10 | 5 | 605 | 121 | +0.02 to +0.065 |
| 1N4738APF | 8.2 | 7.79 | 8.61 | 31 | 4.5 | 700 | 0.5 | 10 | 6 | 550 | 110 | 0.03 to 0.07 |
| 1N4739APF | 9.1 | 8.65 | 9.56 | 28 | 5 | 700 | 0.5 | 10 | 7 | 500 | 100 | 0.035 to 0.075 |
| 1N4740APF | 10 | 9.5 | 10.5 | 25 | 7 | 700 | 0.25 | 10 | 7.6 | 454 | 91 | 0.04 to 0.08 |
| 1N4741APF | 11 | 10.45 | 11.55 | 23 | 8 | 700 | 0.25 | 5 | 8.4 | 414 | 83 | 0.045 to 0.08 |
| 1N4742APF | 12 | 11.4 | 12.6 | 21 | 9 | 700 | 0.25 | 5 | 9.1 | 380 | 76 | 0.045 to 0.085 |
| 1N4743APF | 13 | 12.35 | 13.65 | 19 | 10 | 700 | 0.25 | 5 | 9.9 | 344 | 69 | 0.05 to 0.085 |
| 1N4744APF | 15 | 14.25 | 15.75 | 17 | 14 | 700 | 0.25 | 5 | 11.4 | 304 | 61 | 0.055 to 0.09 |
| 1N4745APF | 16 | 15.2 | 16.8 | 15.5 | 16 | 700 | 0.25 | 5 | 12.2 | 285 | 57 | 0.055 to 0.09 |
| 1N4746APF | 18 | 17.1 | 18.9 | 14 | 20 | 750 | 0.25 | 5 | 13.7 | 250 | 50 | 0.06 to 0.09 |
| 1N4747APF | 20 | 19 | 21 | 12.5 | 22 | 750 | 0.25 | 5 | 15.2 | 225 | 45 | 0.06 to 0.09 |
| 1N4748APF | 22 | 20.9 | 23.1 | 11.5 | 23 | 750 | 0.25 | 5 | 16.7 | 205 | 41 | 0.06 to 0.095 |
| 1N4749APF | 24 | 22.8 | 25.2 | 10.5 | 25 | 750 | 0.25 | 5 | 18.2 | 190 | 38 | 0.06 to 0.095 |
| 1N4750APF | 27 | 25.65 | 28.35 | 9.5 | 35 | 750 | 0.25 | 5 | 20.6 | 170 | 34 | 0.06 to 0.095 |
| 1N4751APF | 30 | 28.5 | 31.5 | 8.5 | 40 | 1000 | 0.25 | 5 | 22.8 | 150 | 30 | 0.06 to 0.095 |
| 1N4752APF | 33 | 31.35 | 34.65 | 7.5 | 45 | 1000 | 0.25 | 5 | 25.1 | 135 | 27 | 0.06 to 0.095 |
| 1N4753APF | 36 | 34.2 | 37.8 | 7 | 50 | 1000 | 0.25 | 5 | 27.4 | 125 | 25 | 0.06 to 0.095 |
| 1N4754APF | 39 | 37.05 | 40.95 | 6.5 | 60 | 1000 | 0.25 | 5 | 29.7 | 115 | 23 | 0.06 to 0.095 |
| 1N4755APF | 43 | 40.85 | 45.15 | 6 | 70 | 1500 | 0.25 | 5 | 32.7 | 110 | 22 | 0.06 to 0.095 |
| 1N4756APF | 47 | 44.65 | 49.35 | 5.5 | 80 | 1500 | 0.25 | 5 | 35.8 | 95 | 19 | 0.06 to 0.095 |
| 1N4757APF | 51 | 48.45 | 53.55 | 5 | 95 | 1500 | 0.25 | 5 | 38.8 | 90 | 18 | 0.06 to 0.095 |
| 1N4758APF | 56 | 53.2 | 58.8 | 4.5 | 110 | 2000 | 0.25 | 5 | 42.6 | 80 | 16 | 0.06 to 0.095 |
| 1N4759APF | 62 | 58.9 | 65.1 | 4 | 125 | 2000 | 0.25 | 5 | 47.1 | 70 | 14 | 0.06 to 0.095 |
| 1N4760APF | 68 | 64.6 | 71.4 | 3.7 | 150 | 2000 | 0.25 | 5 | 51.7 | 65 | 13 | 0.06 to 0.095 |
| 1N4761APF | 75 | 71.25 | 78.75 | 3.3 | 175 | 2000 | 0.25 | 5 | 56 | 60 | 12 | 0.06 to 0.095 |

¹⁾ The dynamic resistance is derived from the 60 Hz AC voltage which results when an AC current having an RMS value equal to 10% of the Zener Current (I_{ZT} or I_{ZK}) is superimposed on I_{ZT} or I_{ZK} . Dynamic resistance is measured at two points to insure a sharp knee on the breakdown curve and to eliminate unstable units.

²⁾ Valid provided that leads at a distance of 8 mm from case are kept at ambient temperature.

³⁾ Tested with pulses $t_p = 20$ ms.

⁴⁾ The rating listed in the electrical characteristics table is maximum peak, non-repetitive, reverse surge current of 1/2 square wave or equivalent sine wave pulse of 1/120 second duration superimposed on the test current I_{ZT} .



1N47xxxPF

Characteristics at $T_a = 25^\circ\text{C}$ (V_F max : 1.2 V at $I_F = 200$ mA)

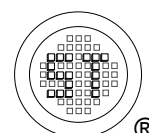
| Type | Zener Voltage Range ³⁾ | | | | Dynamic Resistance ¹⁾ | | | Reverse Current | | Maximum Surge Current ⁴⁾ | Maximum Regulator Current ²⁾ | Temperature coefficient at I_{ZT} |
|-----------|-----------------------------------|----------|----------|-------------|----------------------------------|-------------------|-------------|------------------------|----------|-------------------------------------|---|-------------------------------------|
| | V_{Znom} | V_{ZT} | | at I_{ZT} | Z_{ZT} | Z_{ZK} | at I_{ZK} | I_R | at V_R | | | |
| | (V) | Min. (V) | Max. (V) | (mA) | Max. (Ω) | Max. (Ω) | (mA) | Max. (μA) | (V) | I_{ZSM} (mA) | I_{ZM} (mA) | %/ $^\circ\text{C}$ |
| 1N4727BPF | 3 | 2.94 | 3.06 | 83 | 10 | 400 | 1 | 150 | 1 | 1375 | 275 | -0.08 to -0.05 |
| 1N4728BPF | 3.3 | 3.23 | 3.37 | 76 | 10 | 400 | 1 | 150 | 1 | 1375 | 275 | -0.08 to -0.05 |
| 1N4729BPF | 3.6 | 3.53 | 3.67 | 69 | 10 | 400 | 1 | 100 | 1 | 1260 | 252 | -0.08 to -0.05 |
| 1N4730BPF | 3.9 | 3.82 | 3.98 | 64 | 9 | 400 | 1 | 100 | 1 | 1190 | 234 | -0.07 to -0.02 |
| 1N4731BPF | 4.3 | 4.21 | 4.39 | 58 | 9 | 400 | 1 | 50 | 1 | 1070 | 217 | -0.07 to -0.01 |
| 1N4732BPF | 4.7 | 4.61 | 4.79 | 53 | 8 | 500 | 1 | 10 | 1 | 970 | 193 | -0.03 to +0.04 |
| 1N4733BPF | 5.1 | 5 | 5.2 | 49 | 7 | 550 | 1 | 10 | 1 | 890 | 178 | -0.01 to +0.04 |
| 1N4734BPF | 5.6 | 5.49 | 5.71 | 45 | 5 | 600 | 1 | 10 | 2 | 810 | 162 | 0.10 to +0.045 |
| 1N4735BPF | 6.2 | 6.08 | 6.32 | 41 | 2 | 700 | 1 | 10 | 3 | 730 | 146 | +0.01 to +0.055 |
| 1N4736BPF | 6.8 | 6.66 | 6.94 | 37 | 3.5 | 700 | 1 | 10 | 4 | 660 | 133 | +0.015 to +0.06 |
| 1N4737BPF | 7.5 | 7.35 | 7.65 | 34 | 4 | 700 | 0.5 | 10 | 5 | 605 | 121 | +0.02 to +0.065 |
| 1N4738BPF | 8.2 | 8.04 | 8.36 | 31 | 4.5 | 700 | 0.5 | 10 | 6 | 550 | 110 | 0.03 to 0.07 |
| 1N4739BPF | 9.1 | 8.92 | 9.28 | 28 | 5 | 700 | 0.5 | 10 | 7 | 500 | 100 | 0.035 to 0.075 |
| 1N4740BPF | 10 | 9.8 | 10.2 | 25 | 7 | 700 | 0.25 | 10 | 7.6 | 454 | 91 | 0.04 to 0.08 |
| 1N4741BPF | 11 | 10.78 | 11.22 | 23 | 8 | 700 | 0.25 | 5 | 8.4 | 414 | 83 | 0.045 to 0.08 |
| 1N4742BPF | 12 | 11.76 | 12.24 | 21 | 9 | 700 | 0.25 | 5 | 9.1 | 380 | 76 | 0.045 to 0.085 |
| 1N4743BPF | 13 | 12.74 | 13.26 | 19 | 10 | 700 | 0.25 | 5 | 9.9 | 344 | 69 | 0.05 to 0.085 |
| 1N4744BPF | 15 | 14.70 | 15.30 | 17 | 14 | 700 | 0.25 | 5 | 11.4 | 304 | 61 | 0.055 to 0.09 |
| 1N4745BPF | 16 | 15.68 | 16.32 | 15.5 | 16 | 700 | 0.25 | 5 | 12.2 | 285 | 57 | 0.055 to 0.09 |
| 1N4746BPF | 18 | 17.64 | 18.36 | 14 | 20 | 750 | 0.25 | 5 | 13.7 | 250 | 50 | 0.06 to 0.09 |
| 1N4747BPF | 20 | 19.6 | 20.4 | 12.5 | 22 | 750 | 0.25 | 5 | 15.2 | 225 | 45 | 0.06 to 0.09 |
| 1N4748BPF | 22 | 21.56 | 22.44 | 11.5 | 23 | 750 | 0.25 | 5 | 16.7 | 205 | 41 | 0.06 to 0.095 |
| 1N4749BPF | 24 | 23.52 | 24.48 | 10.5 | 25 | 750 | 0.25 | 5 | 18.2 | 190 | 38 | 0.06 to 0.095 |
| 1N4750BPF | 27 | 26.46 | 27.54 | 9.5 | 35 | 750 | 0.25 | 5 | 20.6 | 170 | 34 | 0.06 to 0.095 |
| 1N4751BPF | 30 | 29.4 | 30.6 | 8.5 | 40 | 1000 | 0.25 | 5 | 22.8 | 150 | 30 | 0.06 to 0.095 |
| 1N4752BPF | 33 | 32.34 | 33.66 | 7.5 | 45 | 1000 | 0.25 | 5 | 25.1 | 135 | 27 | 0.06 to 0.095 |
| 1N4753BPF | 36 | 35.28 | 36.72 | 7 | 50 | 1000 | 0.25 | 5 | 27.4 | 125 | 25 | 0.06 to 0.095 |
| 1N4754BPF | 39 | 38.22 | 39.78 | 6.5 | 60 | 1000 | 0.25 | 5 | 29.7 | 115 | 23 | 0.06 to 0.095 |
| 1N4755BPF | 43 | 42.14 | 43.86 | 6 | 70 | 1500 | 0.25 | 5 | 32.7 | 110 | 22 | 0.06 to 0.095 |
| 1N4756BPF | 47 | 46.06 | 47.94 | 5.5 | 80 | 1500 | 0.25 | 5 | 35.8 | 95 | 19 | 0.06 to 0.095 |
| 1N4757BPF | 51 | 49.98 | 52.02 | 5 | 95 | 1500 | 0.25 | 5 | 38.8 | 90 | 18 | 0.06 to 0.095 |
| 1N4758BPF | 56 | 54.88 | 57.12 | 4.5 | 110 | 2000 | 0.25 | 5 | 42.6 | 80 | 16 | 0.06 to 0.095 |
| 1N4759BPF | 62 | 60.76 | 63.24 | 4 | 125 | 2000 | 0.25 | 5 | 47.1 | 70 | 14 | 0.06 to 0.095 |
| 1N4760BPF | 68 | 66.64 | 69.36 | 3.7 | 150 | 2000 | 0.25 | 5 | 51.7 | 65 | 13 | 0.06 to 0.095 |
| 1N4761BPF | 75 | 73.5 | 76.5 | 3.3 | 175 | 2000 | 0.25 | 5 | 56 | 60 | 12 | 0.06 to 0.095 |

¹⁾ The dynamic resistance is derived from the 60 Hz AC voltage which results when an AC current having an RMS value equal to 10% of the Zener Current (I_{ZT} or I_{ZK}) is superimposed on I_{ZT} or I_{ZK} . Dynamic resistance is measured at two points to insure a sharp knee on the breakdown curve and to eliminate unstable units.

²⁾ Valid provided that leads at a distance of 8 mm from case are kept at ambient temperature.

³⁾ Tested with pulses $t_p = 20$ ms.

⁴⁾ The rating listed in the electrical characteristics table is maximum peak, non-repetitive, reverse surge current of 1/2 square wave or equivalent sine wave pulse of 1/120 second duration superimposed on the test current I_{ZT} .



1N47xxxPF

Electrical Characteristics Curves

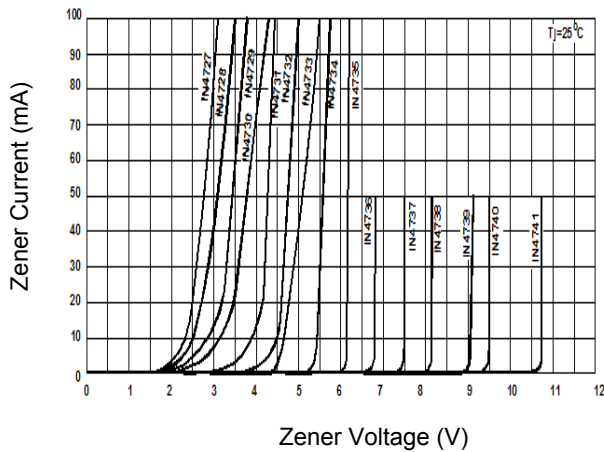


Fig 1. Zener Characteristics Curve

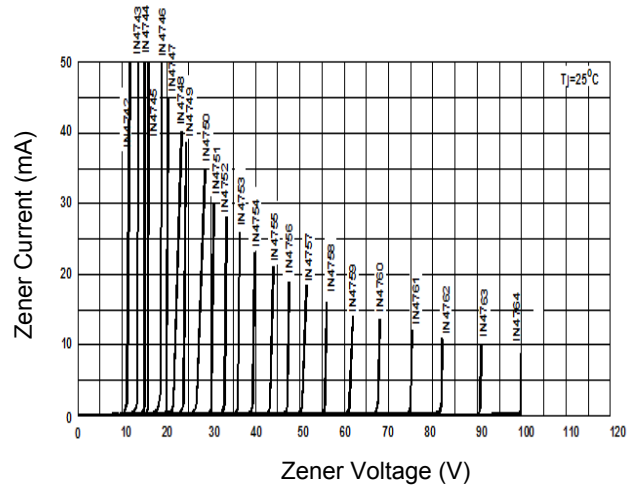


Fig 2. Zener Characteristics Curve

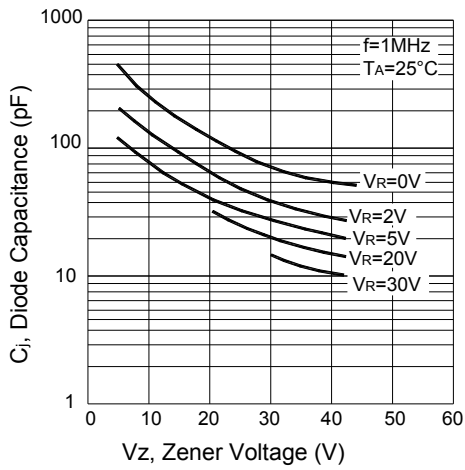


Fig 3. Junction Capacitance vs Zener Voltage

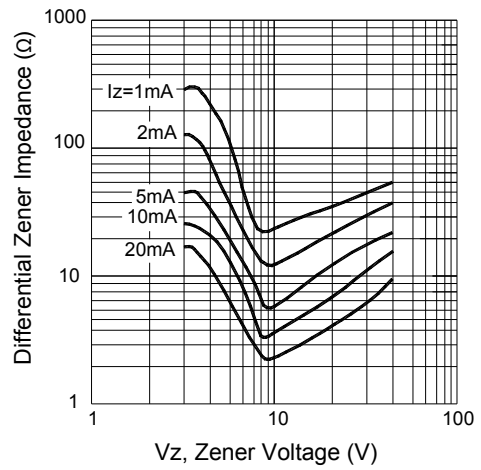


Fig 4. Typical Zener Impedance vs. Zener Voltage

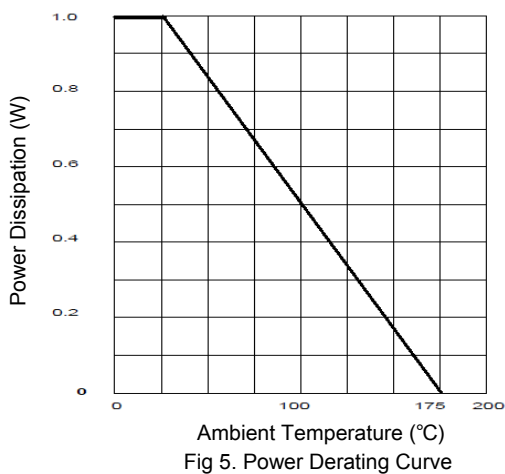
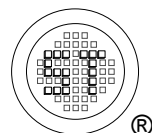


Fig 5. Power Derating Curve



X-ON Electronics

Largest Supplier of Electrical and Electronic Components

Click to view similar products for [Zener Diodes](#) category:

Click to view products by [Semtech](#) manufacturer:

Other Similar products are found below :

[RKZ13B2KG#P1](#) [DL5234B](#) [1N4682](#) [1N4693](#) [1N4732A](#) [1N4736A](#) [1N4750A](#) [1N4759ARL](#) [1N5241B](#) [1N5365B](#) [1N5369B](#) [1N747A](#)
[1N964B](#) [1N966B](#) [1N968B](#) [1N972B](#) [JANS1N4974US](#) [1N4692](#) [1N4702](#) [1N4704](#) [1N4711](#) [1N4714](#) [1N4745ARL](#) [1N4752ARL](#) [1N4760ARL](#)
[1N5221B](#) [1N5242BTR](#) [1N5350B](#) [1N5352B](#) [1N961BRR1](#) [1N964BRL](#) [RKZ5.1BKU#P6](#) [3SMAJ5946B-TP](#) [3SMAJ5950B-TP](#)
[MMSZ5230BQ-13-F](#) [MMSZ5232BQ-13-F](#) [BZX84C7V5](#) [3SMAJ5945B-TP](#) [3SMAJ5947B-TP](#) [3SMBJ5941B-TP](#) [DZ2S240M0L](#) [SMAZ27-](#)
[TP](#) [ZMM5224B-7](#) [RD16UM-T1-A](#) [RD39S-T1-A](#) [RD10S-T1-A](#) [CDZT2R5.6B](#) [1N4762A G](#) [Z1SMA18](#) [JANTX1N4553B](#)