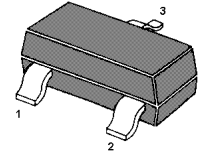


# BAT54 / A / C / S-HAF

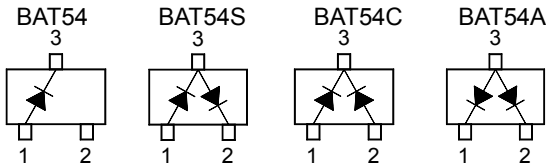
## Schottky Barrier Diodes

### Features

- Halogen and Antimony Free(HAF), RoHS compliant



BAT54 Marking Code: **L4**  
 BAT54A Marking Code: **L42**  
 BAT54C Marking Code: **L43**  
 BAT54S Marking Code: **L44**  
 TO-236 Plastic Package



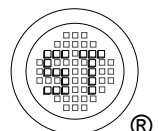
### Absolute Maximum Ratings ( $T_a = 25^\circ\text{C}$ )

Parameter	Symbol	Value	Unit
Repetitive Peak Reverse Voltage	$V_{RRM}$	30	V
Average Rectified Forward Current	$I_{F(AV)}$	200	mA
Non-repetitive Peak Forward Surge Current at Pulse width = 1 second	$I_{FSM}$	600	mA
Power Dissipation	$P_{tot}$	290	mW
Operating Junction Temperature Range	$T_j$	- 55 to + 150	$^\circ\text{C}$
Storage Temperature Range	$T_{stg}$	- 55 to + 150	$^\circ\text{C}$

### Thermal Resistance Ratings

Parameter	Symbol	Max.	Unit
Thermal Resistance Junction to Ambient Air <sup>1)</sup>	$R_{\theta JA}$	430	$^\circ\text{C/W}$

<sup>1)</sup> Device mounted on FR-4 substrate PC board, 2oz copper, with minimum recommended pad layout.

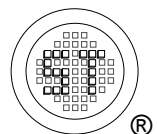


# BAT54 / A / C / S-HAF

---

## Characteristics at $T_a = 25^\circ\text{C}$

Parameter	Symbol	Min.	Max.	Unit
Forward Voltage at $I_F = 0.1 \text{ mA}$	$V_F$	-	240	mV
at $I_F = 1 \text{ mA}$	$V_F$	-	320	mV
at $I_F = 10 \text{ mA}$	$V_F$	-	400	mV
at $I_F = 30 \text{ mA}$	$V_F$	-	500	mV
at $I_F = 100 \text{ mA}$	$V_F$	-	800	mV
Reverse Current at $V_R = 25 \text{ V}$	$I_R$	-	2	$\mu\text{A}$
Reverse Breakdown Voltage at $I_R = 10 \mu\text{A}$	$V_{(BR)R}$	30	-	V
Total Capacitance at $V_R = 1 \text{ V}$ , $f = 1 \text{ MHz}$	$C_{tot}$	-	10	pF
Reverse Recovery Time at $I_F = 10 \text{ mA}$ , $I_R = 10 \text{ mA}$ , $I_{RR} = 1 \text{ mA}$ , $R_L = 100 \Omega$	$t_{rr}$	-	5	ns



# BAT54 / A / C / S-HAF

## Electrical characteristic curves

Fig 1. Forward Current Derating Curve

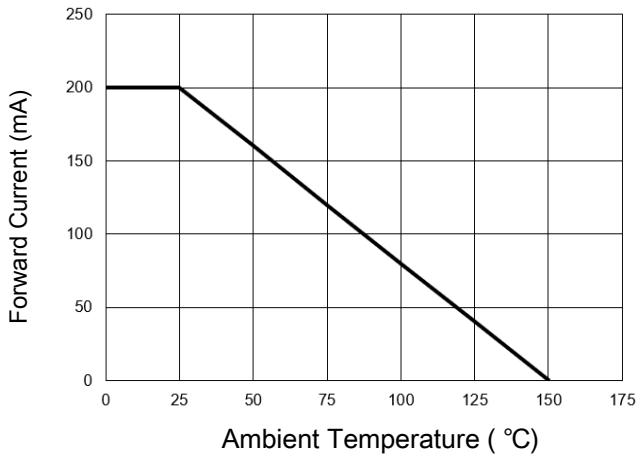


Fig 2. Forward Characteristic Curve

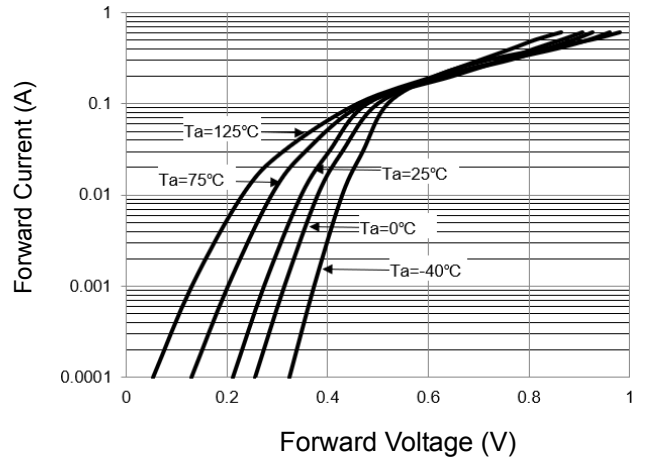


Fig 3. Reverse Characteristic Curve

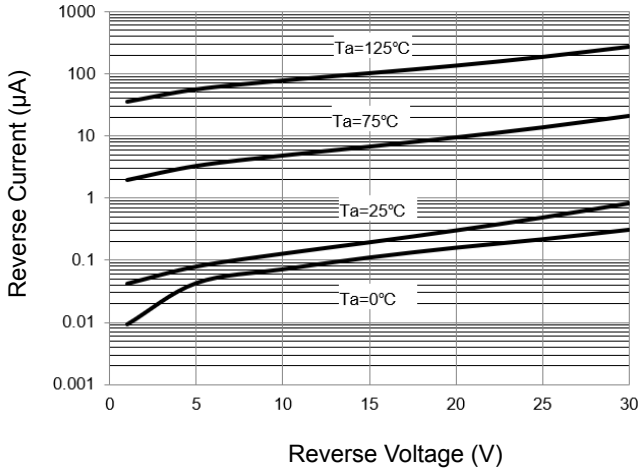
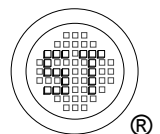
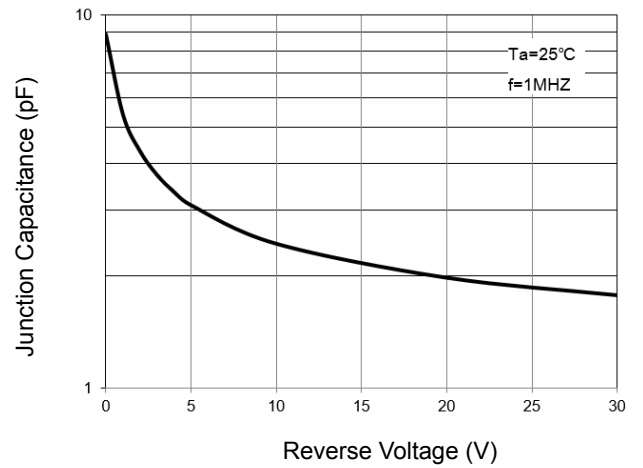


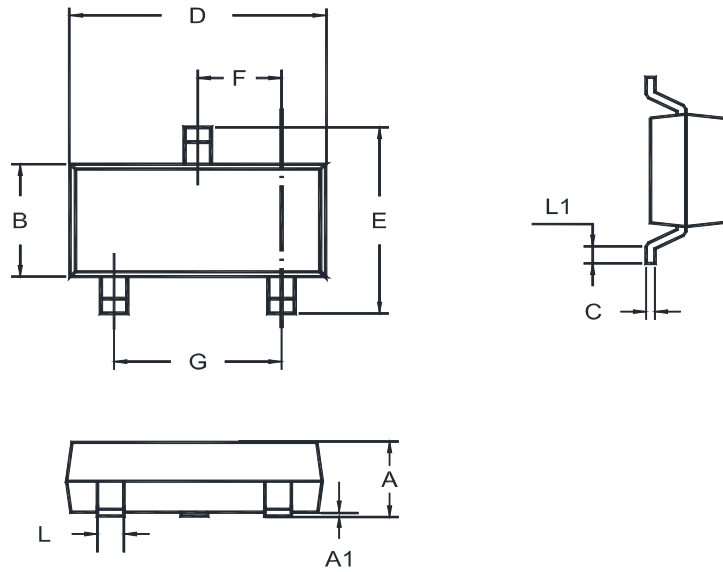
Fig 4. Junction Capacitance



# BAT54 / A / C / S-HAF

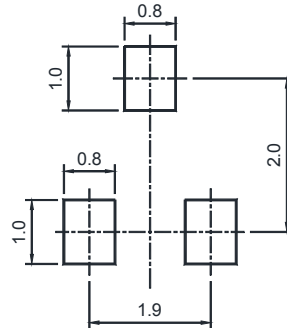
## Package Outline (Dimensions in mm)

TO-236



Unit	A	A1	B	C	D	E	F	G	L	L1
mm	1.20	0.100	1.40	0.19	3.04	2.6	1.02	2.04	0.51	0.2
	0.89	0.013	1.20	0.08	2.80	2.2	0.89	1.78	0.37	Min.

## Recommended Soldering Footprint

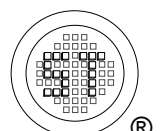
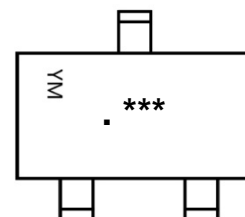


## Packing information

Package	Tape Width (mm)	Pitch		Reel Size		Per Reel Packing Quantity
		mm	inch	mm	inch	
TO-236	8	4 ± 0.1	0.157 ± 0.004	178	7	3,000

## Marking information

- " \*\*\* " = Part No.
  - " • " = HAF (Halogen and Antimony Free)
  - "YM" = Date Code Marking
  - "Y" = Year
  - "M" = Month
- Font type: Arial



## X-ON Electronics

Largest Supplier of Electrical and Electronic Components

*Click to view similar products for [Schottky Diodes & Rectifiers](#) category:*

*Click to view products by [Semtech](#) manufacturer:*

Other Similar products are found below :

[MA4E2039](#) [MA4E2508M-1112](#) [MBR1545CT](#) [MMBD301M3T5G](#) [RB160M-50TR](#) [D83C](#) [BAS16E6433HTMA1](#) [BAT 54-02LRH E6327](#)  
[NRVBAF360T3G](#) [NSR05F40QNXT5G](#) [NTE555](#) [JANS1N6640](#) [SK310-T](#) [SK34B-TP](#) [SS3003CH-TL-E](#) [GA01SHT18](#)  
[CRS10I30A\(TE85L,QM](#) [MA4E2501L-1290](#) [MBRA140TRPBF](#) [MBRB30H30CT-1G](#) [BAT 15-04R E6152](#) [JANTX1N5712-1](#) [DMJ3940-000](#)  
[SB007-03C-TB-E](#) [SK33B-TP](#) [NRVBB20100CTT4G](#) [NRVBM120LT1G](#) [NTSB30U100CT-1G](#) [VS-6CWQ10FNHM3](#) [CRG04\(T5L,TEMQ\)](#)  
[ACDBA1100LR-HF](#) [ACDBA1200-HF](#) [ACDBA240-HF](#) [ACDBA3100-HF](#) [CDBQC0530L-HF](#) [CDBQC0240LR-HF](#) [ACDBA260LR-HF](#)  
[ACDBA1100-HF](#) [MA4E2502L-1246](#) [10BQ015-M3/5BT](#) [NRVBM120ET1G](#) [CRS08TE85LQM](#) [PMAD1108-LF](#) [B120Q-13-F](#) [1N5819T-G](#)  
[B0530WSQ-7-F](#) [PDS1040Q-13](#) [B160BQ-13-F](#) [SDM05U20CSP-7](#) [B140S1F-7](#)