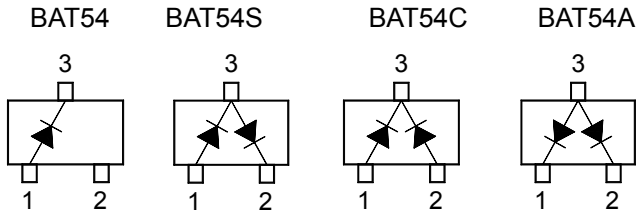
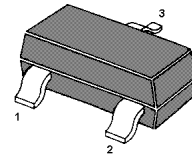


# BAT54 / A / C / S

## Schottky Barrier Diodes



BAT54 Marking Code: **L4**  
 BAT54A Marking Code: **L42**  
 BAT54C Marking Code: **L43**  
 BAT54S Marking Code: **L44**  
 TO-236 Plastic Package

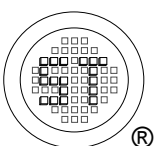
### Absolute Maximum Ratings<sup>1)</sup> (T<sub>a</sub> = 25°C)

Parameter	Symbol	Limits	Unit
Repetitive peak reverse voltage	V <sub>RRM</sub>	30	V
Average rectified forward current	I <sub>F(AV)</sub>	200	mA
Repetitive Peak Forward Current	I <sub>FRM</sub>	300	mA
Non-repetitive peak forward surge current at Pulse width=1 second	I <sub>FSM</sub>	600	mA
Power dissipation	P <sub>tot</sub>	290	mW
Thermal resistance junction to ambient air	R <sub>θJA</sub>	430	°C/W
Junction temperature	T <sub>j</sub>	- 55 to + 150	°C
Storage temperature range	T <sub>stg</sub>	- 55 to + 150	°C

<sup>1)</sup> These ratings are limiting values above which the serviceability of any semiconductor device may be impaired.

### Characteristics at T<sub>a</sub> = 25°C

Parameter	Symbol	Min.	Max.	Unit
Forward voltage at I <sub>F</sub> = 0.1 mA at I <sub>F</sub> = 1 mA at I <sub>F</sub> = 10 mA at I <sub>F</sub> = 30 mA at I <sub>F</sub> = 100 mA	V <sub>F</sub>	-	240 320 400 500 1000	mV
Reverse current at V <sub>R</sub> = 25 V	I <sub>R</sub>	-	2	μA
Breakdown voltage at I <sub>R</sub> = 10 μA	V <sub>R</sub>	30	-	V
Total capacitance at V <sub>R</sub> = 1 V, f = 1 MHz	C <sub>tot</sub>	-	10	pF
Reverse recovery time at I <sub>F</sub> = 10 mA, I <sub>R</sub> = 10 mA, I <sub>RR</sub> = 1 mA, R <sub>L</sub> = 100 Ω	t <sub>rr</sub>	-	5	ns



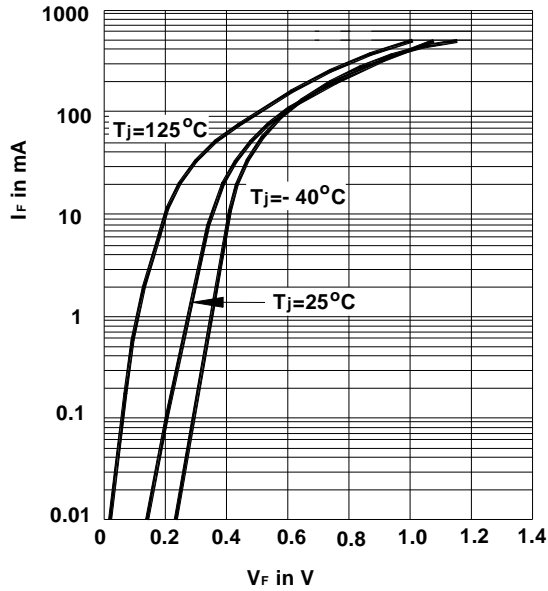
**SEMTECH ELECTRONICS LTD.**



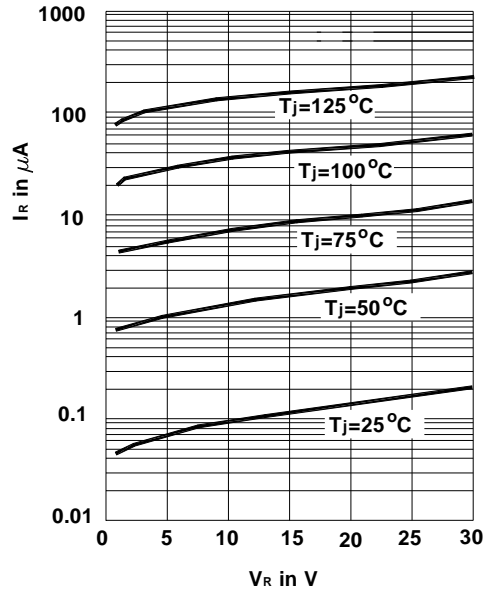
ISO/TS 16949 : 2009 Certificate No. 180713000  
 ISO14001 : 2004 Certificate No. 7116  
 ISO 9001 : 2008 Certificate No. 90719410  
 BS-QHSAS 18001 : 2007 Certificate No. 7116  
 IECQ QC 080000 Certificate No. PRC-18P4-1483-1

Dated: 16/03/2015 Rev: 01

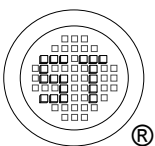
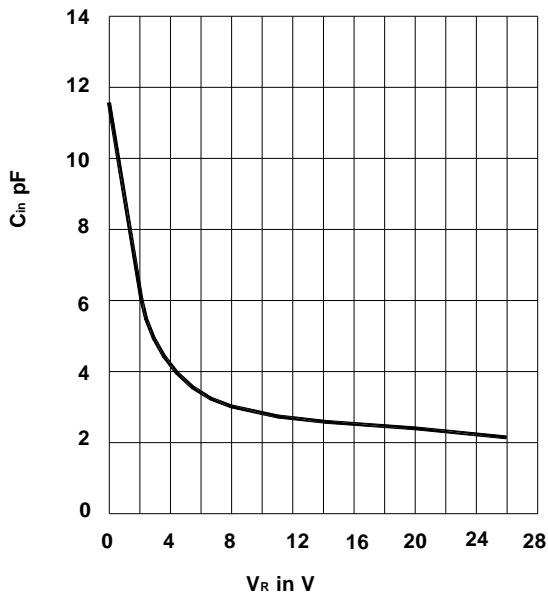
**Typical Forward Voltage  
Forward Current  
at Various Temperatures**



**Typical Variation of Reverse  
Current at Various Temperatures**



**Typical Capacitance vs.  
Reverse Applied Voltage V<sub>R</sub>**



**SEMTECH ELECTRONICS LTD.**



## X-ON Electronics

Largest Supplier of Electrical and Electronic Components

*Click to view similar products for [Schottky Diodes & Rectifiers](#) category:*

*Click to view products by [Semtech](#) manufacturer:*

Other Similar products are found below :

[MA4E2039](#) [MA4E2508M-1112](#) [MBR10100CT-BP](#) [MBR1545CT](#) [MMBD301M3T5G](#) [GS1JE-TP](#) [RB160M-50TR](#) [BAS 3010S-02LRH E6327](#)  
[BAT 54-02LRH E6327](#) [NSR05F40QNXT5G](#) [NSVR05F40NXT5G](#) [NTE555](#) [JANS1N6640](#) [SB07-03C-TB-H](#) [SB1003M3-TL-W](#)  
[SBAT54CWT1G](#) [SBM30-03-TR-E](#) [SK310-T](#) [SK33A-TP](#) [SK34B-TP](#) [SS3003CH-TL-E](#) [PDS3100Q-7](#) [GA01SHT18](#) [CRS10I30A\(TE85L,QM](#)  
[MA4E2501L-1290](#) [MBRB30H30CT-1G](#) [BAS 70-02L E6327](#) [DMJ3940-000](#) [SB007-03C-TB-E](#) [SB10015M-TL-E](#) [SB1003M3-TL-E](#) [SK32A-](#)  
[TP](#) [SK33B-TP](#) [SK35A-TP](#) [SK38B-LTP](#) [SK38B-TP](#) [NRVBM120LT1G](#) [NTE505](#) [NTSB30U100CT-1G](#) [VS-6CWQ10FNHM3](#)  
[CRG04\(T5L,TEMQ\)](#) [ACDBA1100LR-HF](#) [ACDBA1200-HF](#) [ACDBA140-HF](#) [ACDBA2100-HF](#) [ACDBA240-HF](#) [ACDBA3100-HF](#)  
[CDBQC0530L-HF](#) [BAT54-13-F](#) [ACDBA340-HF](#)