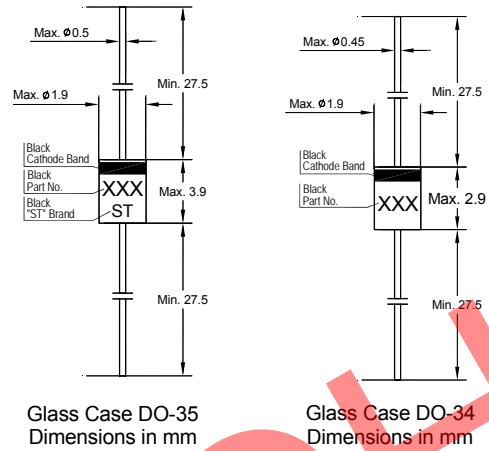


# BZX55C

## Silicon Planar Zener Diodes

The Zener voltages are graded according to the international E24 standard. Other tolerances and higher Zener voltages are upon request.



### Absolute Maximum Ratings ( $T_a = 25^\circ\text{C}$ )

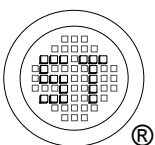
Parameter	Symbol	Value	Unit
Power Dissipation	$P_{tot}$	500 <sup>1)</sup>	mW
Junction Temperature	$T_j$	175	$^\circ\text{C}$
Storage Temperature Range	$T_{stg}$	- 55 to + 175	$^\circ\text{C}$

<sup>1)</sup> Valid provided that leads are kept at ambient temperature at a distance of 8 mm from case.

### Characteristics at $T_a = 25^\circ\text{C}$

Parameter	Symbol	Max.	Unit
Thermal Resistance Junction to Ambient Air	$R_{thA}$	0.3 <sup>1)</sup>	K/mW
Forward Voltage at $I_F = 100\text{ mA}$	$V_F$	1	V

<sup>1)</sup> Valid provided that leads are kept at ambient temperature at a distance of 8 mm from case.



**SEMTECH ELECTRONICS LTD.**  
Subsidiary of Sino-Tech International (BVI) Limited



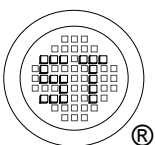
Dated : 02/09/2013 Rev : 01

# BZX55C

Type	Zener Voltage Range <sup>1)</sup>			Dynamic Resistance			Reverse Leakage Current			Temp. Coefficient of Zener Voltage
	V <sub>znom</sub>	V <sub>ZT</sub>	at I <sub>ZT</sub>	Z <sub>ZT</sub>	Z <sub>ZK</sub>	at I <sub>ZK</sub>	T <sub>a</sub> = 25°C	T <sub>a</sub> = 125°C	I <sub>R</sub> at V <sub>R</sub>	
	(V)	(V)	(mA)	Max. (Ω)	Max. (Ω)	(mA)	Max. (μA)	Max. (μA)	(V)	
BZX55C0V8 <sup>2)</sup>	0.8	0.73...0.83	5	8	50	1	-	-	-	-0.26...-0.23
BZX55C2V0	2	1.8...2.15	5	85	600	1	100	200	1	-0.09...-0.06
BZX55C2V2	2.2	2.08...2.33	5	85	600	1	75	160	1	-0.09...-0.06
BZX55C2V4	2.4	2.28...2.56	5	85	600	1	50	100	1	-0.09...-0.06
BZX55C2V7	2.7	2.5...2.9	5	85	600	1	10	50	1	-0.09...-0.06
BZX55C3V0	3	2.8...3.2	5	85	600	1	4	40	1	-0.08...-0.05
BZX55C3V3	3.3	3.1...3.5	5	85	600	1	2	40	1	-0.08...-0.05
BZX55C3V6	3.6	3.4...3.8	5	85	600	1	2	40	1	-0.08...-0.05
BZX55C3V9	3.9	3.7...4.1	5	85	600	1	2	40	1	-0.08...-0.05
BZX55C4V3	4.3	4...4.6	5	75	600	1	1	20	1	-0.06...-0.03
BZX55C4V7	4.7	4.4...5	5	60	600	1	0.5	10	1	-0.05...+0.02
BZX55C5V1	5.1	4.8...5.4	5	35	550	1	0.1	2	1	-0.02...+0.02
BZX55C5V6	5.6	5.2...6	5	25	450	1	0.1	2	1	-0.05...+0.05
BZX55C6V2	6.2	5.8...6.6	5	10	200	1	0.1	2	2	0.03...0.06
BZX55C6V8	6.8	6.4...7.2	5	8	150	1	0.1	2	3	0.03...0.07
BZX55C7V5	7.5	7...7.9	5	7	50	1	0.1	2	5	0.03...0.07
BZX55C8V2	8.2	7.7...8.7	5	7	50	1	0.1	2	6.2	0.03...0.08
BZX55C9V1	9.1	8.5...9.6	5	10	50	1	0.1	2	6.8	0.03...0.09
BZX55C10	10	9.4...10.6	5	15	70	1	0.1	2	7.5	0.03...0.1
BZX55C11	11	10.4...11.6	5	20	70	1	0.1	2	8.2	0.03...0.11
BZX55C12	12	11.4...12.7	5	20	90	1	0.1	2	9.1	0.03...0.11
BZX55C13	13	12.4...14.1	5	26	110	1	0.1	2	10	0.03...0.11
BZX55C15	15	13.8...15.6	5	30	110	1	0.1	2	11	0.03...0.11
BZX55C16	16	15.3...17.1	5	40	170	1	0.1	2	12	0.03...0.11
BZX55C18	18	16.8...19.1	5	50	170	1	0.1	2	13	0.03...0.11
BZX55C20	20	18.8...21.2	5	55	220	1	0.1	2	15	0.03...0.11
BZX55C22	22	20.8...23.3	5	55	220	1	0.1	2	16	0.04...0.12
BZX55C24	24	22.8...25.6	5	80	220	1	0.1	2	18	0.04...0.12
BZX55C27	27	25.1...28.9	5	80	220	1	0.1	2	20	0.04...0.12
BZX55C30	30	28...32	5	80	220	1	0.1	2	22	0.04...0.12
BZX55C33	33	31...35	5	80	220	1	0.1	2	24	0.04...0.12
BZX55C36	36	34...38	5	80	220	1	0.1	2	27	0.04...0.12
BZX55C39	39	37...41	2.5	90	500	0.5	0.1	5	30	0.04...0.12
BZX55C43	43	40...46	2.5	90	500	0.5	0.1	5	33	0.04...0.12
BZX55C47	47	44...50	2.5	110	600	0.5	0.1	5	36	0.04...0.12
BZX55C51	51	48...54	2.5	125	700	0.5	0.1	10	39	0.04...0.12
BZX55C56	56	52...60	2.5	135	700	0.5	0.1	10	43	0.04...0.12
BZX55C62	62	58...66	2.5	150	1000	0.5	0.1	10	47	0.04...0.12
BZX55C68	68	64...72	2.5	200	1000	0.5	0.1	10	51	0.04...0.12
BZX55C75	75	70...79	2.5	250	1000	0.5	0.1	10	56	0.04...0.12
BZX55C82	82	77...87	2.5	300	1500	0.25	0.1	10	62	0.05...0.12

<sup>1)</sup> Tested with pulses t<sub>p</sub> = 20 ms.

<sup>2)</sup> The BZX55C0V8 is a silicon diode with operation in forward direction. Hence, the index of all parameters should be "F" instead of "Z". Connect the cathode lead to the negative pole.

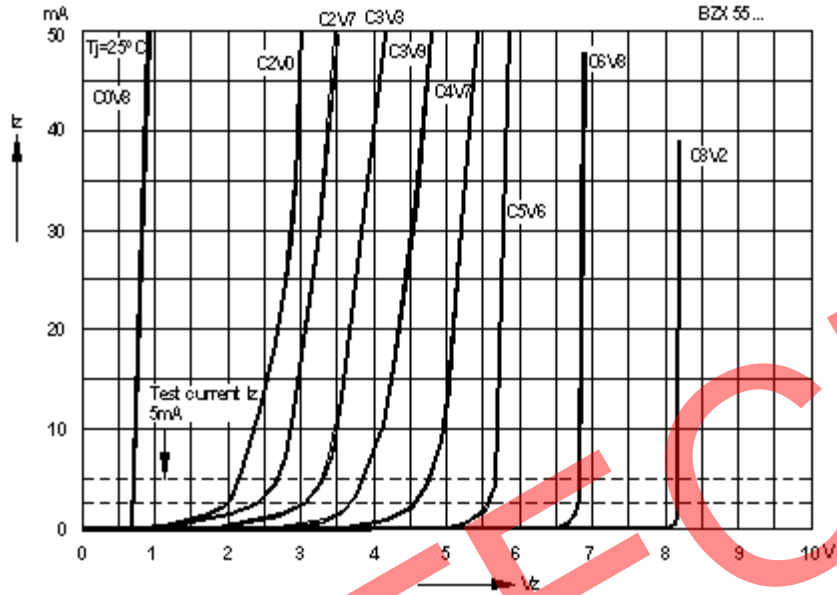


**SEMTECH ELECTRONICS LTD.**  
Subsidiary of Sino-Tech International (BVI) Limited

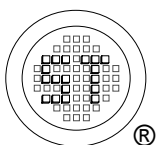
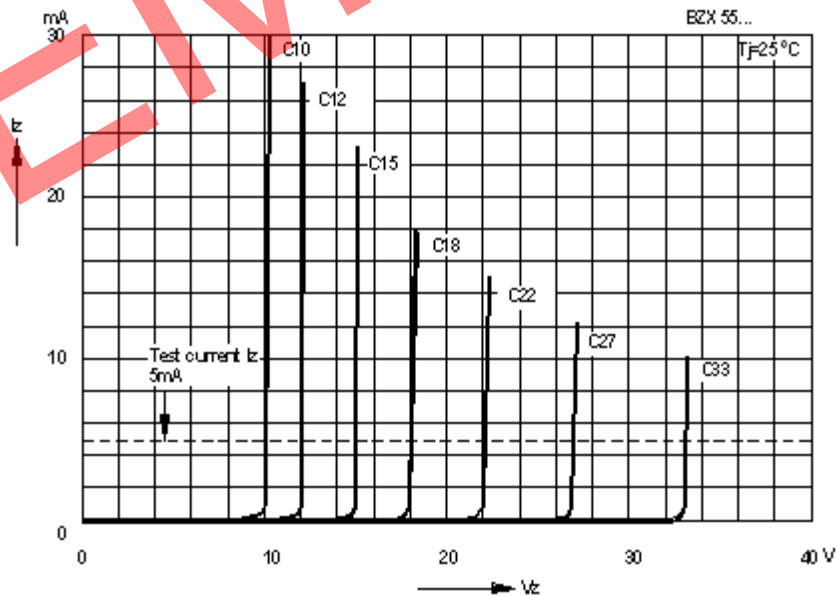


# BZX55C

Breakdown characteristics  
 $T_j = \text{constant (pulsed)}$



Breakdown characteristics  
 $T_j = \text{constant (pulsed)}$



**SEMTECH ELECTRONICS LTD.**  
 Subsidiary of Sino-Tech International (BVI) Limited



## X-ON Electronics

Largest Supplier of Electrical and Electronic Components

*Click to view similar products for [Zener Diodes](#) category:*

*Click to view products by [Semtech](#) manufacturer:*

Other Similar products are found below :

[RKZ13B2KG#P1](#) [DL5234B](#) [EDZTE6113B](#) [1N4682](#) [1N4691](#) [1N4693](#) [1N4732A](#) [1N4736A](#) [1N4750A](#) [1N4759ARL](#) [1N5241B](#) [1N5365B](#)  
[1N5369B](#) [1N747A](#) [1N959B](#) [1N964B](#) [1N966B](#) [1N968B](#) [1N972B](#) [NTE5121A](#) [NTE5147A](#) [NTE5152A](#) [NTE5155A](#) [NTE5164A](#)  
[JANS1N4974US](#) [1N4692](#) [1N4700](#) [1N4702](#) [1N4704](#) [1N4711](#) [1N4714](#) [1N4737A](#) [1N4745ARL](#) [1N4752A](#) [1N4752ARL](#) [1N4760ARL](#)  
[1N5221B](#) [1N5236B](#) [1N5241BTR](#) [1N5242BTR](#) [1N5350B](#) [1N5352B](#) [1N961BRR1](#) [1N964BRL](#) [RKZ5.1BKU#P6](#) [3SMAJ5946B-TP](#)  
[3SMAJ5950B-TP](#) [3SMBJ5925B-TP](#) [441774C](#) [BZX84C3V9](#)