

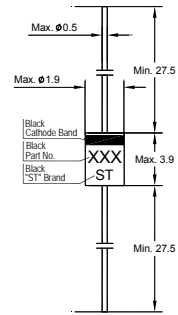
HZxxxPF

Silicon Epitaxial Planar Zener Diodes

for stabilized power supply

Features

- Low leakage, low zener impedance and maximum power dissipation of 500 mW are ideally suited for stabilized power supply, etc.
- Wide spectrum from 1.8 V through 38 V of zener voltage provide flexible application.
- Lead Free



Glass Case DO-35
Dimensions in mm

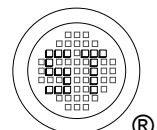
Absolute Maximum Ratings ($T_a = 25^\circ\text{C}$)

Parameter	Symbol	Value	Unit
Power Dissipation	P_{tot}	500	mW
Junction Temperature	T_j	175	$^\circ\text{C}$
Storage Temperature Range	T_{stg}	- 55 to + 175	$^\circ\text{C}$

Thermal Characteristics

Parameter	Symbol	Max.	Unit
Thermal Resistance Junction to Ambient ¹⁾	$R_{\theta\text{JA}}$	300	$^\circ\text{C/W}$

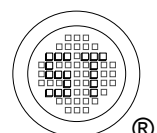
¹⁾ Valid provided that electrodes are kept at ambient temperature.



HZxxxPF

Characteristics at $T_a = 25^\circ\text{C}$ ($V_F = 1\text{ V Max. at } I_F = 100\text{ mA}$)

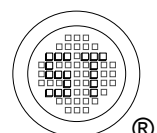
Type	Zener Voltage ¹⁾			Reverse Leakage Current		Dynamic Resistance	
	V_Z		at I_{ZT}	I_R	at V_R	Z_{ZT}	at I_{ZT}
	Min. (V)	Max. (V)	(mA)	Max. (μA)	(V)	Max. (Ω)	(mA)
HZ2A3PF	1.8	2	5	25	0.5	100	5
HZ2B1PF	1.9	2.1	5	5	0.5	100	5
HZ2B2PF	2	2.2	5	5	0.5	100	5
HZ2B3PF	2.1	2.3	5	5	0.5	100	5
HZ2C1PF	2.2	2.4	5	5	0.5	100	5
HZ2C2PF	2.3	2.5	5	5	0.5	100	5
HZ2C3PF	2.4	2.6	5	5	0.5	100	5
HZ3A1PF	2.5	2.7	5	5	0.5	100	5
HZ3A2PF	2.6	2.8	5	5	0.5	100	5
HZ3A3PF	2.7	2.9	5	5	0.5	100	5
HZ3B1PF	2.8	3	5	5	0.5	100	5
HZ3B2PF	2.9	3.1	5	5	0.5	100	5
HZ3B3PF	3	3.2	5	5	0.5	100	5
HZ3C1PF	3.1	3.3	5	5	0.5	100	5
HZ3C2PF	3.2	3.4	5	5	0.5	100	5
HZ3C3PF	3.3	3.5	5	5	0.5	100	5
HZ4A1PF	3.4	3.6	5	5	1	100	5
HZ4A2PF	3.5	3.7	5	5	1	100	5
HZ4A3PF	3.6	3.8	5	5	1	100	5
HZ4B1PF	3.7	3.9	5	5	1	100	5
HZ4B2PF	3.8	4	5	5	1	100	5
HZ4B3PF	3.9	4.1	5	5	1	100	5
HZ4C1PF	4	4.2	5	5	1	100	5
HZ4C2PF	4.1	4.3	5	5	1	100	5



HZxxxPF

Characteristics at $T_a = 25^\circ\text{C}$ ($V_F = 1\text{ V Max. at } I_F = 100\text{ mA}$)

Type	Zener Voltage ¹⁾			Reverse Leakage Current		Dynamic Resistance	
	V_Z		at I_{ZT}	I_R	at V_R	Z_{ZT}	at I_{ZT}
	Min. (V)	Max. (V)	(mA)	Max. (μA)	(V)	Max. (Ω)	(mA)
HZ4C3PF	4.2	4.4	5	5	1	100	5
HZ5A1PF	4.3	4.5	5	5	1.5	100	5
HZ5A2PF	4.4	4.6	5	5	1.5	100	5
HZ5A3PF	4.5	4.7	5	5	1.5	100	5
HZ5B1PF	4.6	4.8	5	5	1.5	100	5
HZ5B2PF	4.7	4.9	5	5	1.5	100	5
HZ5B3PF	4.8	5	5	5	1.5	100	5
HZ5C1PF	4.9	5.1	5	5	1.5	100	5
HZ5C2PF	5	5.2	5	5	1.5	100	5
HZ5C3PF	5.1	5.3	5	5	1.5	100	5
HZ6A1PF	5.2	5.5	5	5	2	40	5
HZ6A2PF	5.3	5.6	5	5	2	40	5
HZ6A3PF	5.4	5.7	5	5	2	40	5
HZ6B1PF	5.5	5.8	5	5	2	40	5
HZ6B2PF	5.6	5.9	5	5	2	40	5
HZ6B3PF	5.7	6	5	5	2	40	5
HZ6C1PF	5.8	6.1	5	5	2	40	5
HZ6C2PF	6	6.3	5	5	2	40	5
HZ6C3PF	6.1	6.4	5	5	2	40	5
HZ7A1PF	6.3	6.6	5	1	3.5	15	5
HZ7A2PF	6.4	6.7	5	1	3.5	15	5
HZ7A3PF	6.6	6.9	5	1	3.5	15	5
HZ7B1PF	6.7	7	5	1	3.5	15	5
HZ7B2PF	6.9	7.2	5	1	3.5	15	5
HZ7B3PF	7	7.3	5	1	3.5	15	5
HZ7C1PF	7.2	7.6	5	1	3.5	15	5
HZ7C2PF	7.3	7.7	5	1	3.5	15	5
HZ7C3PF	7.5	7.9	5	1	3.5	15	5
HZ9A1PF	7.7	8.1	5	1	5	20	5
HZ9A2PF	7.9	8.3	5	1	5	20	5
HZ9A3PF	8.1	8.5	5	1	5	20	5
HZ9B1PF	8.3	8.7	5	1	5	20	5
HZ9B2PF	8.5	8.9	5	1	5	20	5
HZ9B3PF	8.7	9.1	5	1	5	20	5
HZ9C1PF	8.9	9.3	5	1	5	20	5
HZ9C2PF	9.1	9.5	5	1	5	20	5
HZ9C3PF	9.3	9.7	5	1	5	20	5
HZ11A1PF	9.5	9.9	5	1	7.5	25	5
HZ11A2PF	9.7	10.1	5	1	7.5	25	5
HZ11A3PF	9.9	10.3	5	1	7.5	25	5
HZ11B1PF	10.2	10.6	5	1	7.5	25	5
HZ11B2PF	10.4	10.8	5	1	7.5	25	5
HZ11B3PF	10.7	11.1	5	1	7.5	25	5
HZ11C1PF	10.9	11.3	5	1	7.5	25	5
HZ11C2PF	11.1	11.6	5	1	7.5	25	5
HZ11C3PF	11.4	11.9	5	1	7.5	25	5

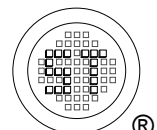


HZxxxPF

Characteristics at $T_a = 25^\circ\text{C}$ ($V_F = 1\text{ V Max. at } I_F = 100\text{ mA}$)

Type	Zener Voltage ¹⁾			Reverse Leakage Current		Dynamic Resistance	
	V_Z		at I_{ZT}	I_R	at V_R	Z_{ZT}	at I_{ZT}
	Min. (V)	Max. (V)	(mA)	Max. (μA)	(V)	Max. (Ω)	(mA)
HZ12A1PF	11.6	12.1	5	1	9.5	35	5
HZ12A2PF	11.9	12.4	5	1	9.5	35	5
HZ12A3PF	12.2	12.7	5	1	9.5	35	5
HZ12B1PF	12.4	12.9	5	1	9.5	35	5
HZ12B2PF	12.6	13.1	5	1	9.5	35	5
HZ12B3PF	12.9	13.4	5	1	9.5	35	5
HZ12C1PF	13.2	13.7	5	1	9.5	35	5
HZ12C2PF	13.5	14	5	1	9.5	35	5
HZ12C3PF	13.8	14.3	5	1	9.5	35	5
HZ15-1PF	14.1	14.7	5	1	11	40	5
HZ15-2PF	14.5	15.1	5	1	11	40	5
HZ15-3PF	14.9	15.5	5	1	11	40	5
HZ16-1PF	15.3	15.9	5	1	12	45	5
HZ16-2PF	15.7	16.5	5	1	12	45	5
HZ16-3PF	16.3	17.1	5	1	12	45	5
HZ18-1PF	16.9	17.7	5	1	13	55	5
HZ18-2PF	17.5	18.3	5	1	13	55	5
HZ18-3PF	18.1	19	5	1	13	55	5
HZ20-1PF	18.8	19.7	2	1	15	60	2
HZ20-2PF	19.5	20.4	2	1	15	60	2
HZ20-3PF	20.2	21.1	2	1	15	60	2
HZ22-1PF	20.9	21.9	2	1	17	65	2
HZ22-2PF	21.6	22.6	2	1	17	65	2
HZ22-3PF	22.3	23.3	2	1	17	65	2
HZ24-1PF	22.9	24	2	1	19	70	2
HZ24-2PF	23.6	24.7	2	1	19	70	2
HZ24-3PF	24.3	25.5	2	1	19	70	2
HZ27-1PF	25.2	26.6	2	1	21	80	2
HZ27-2PF	26.2	27.6	2	1	21	80	2
HZ27-3PF	27.2	28.6	2	1	21	80	2
HZ30-1PF	28.2	29.6	2	1	23	100	2
HZ30-2PF	29.2	30.6	2	1	23	100	2
HZ30-3PF	30.2	31.6	2	1	23	100	2
HZ33-1PF	31.2	32.6	2	1	25	120	2
HZ33-2PF	32.2	33.6	2	1	25	120	2
HZ33-3PF	33.2	34.6	2	1	25	120	2
HZ36-1PF	34.2	35.7	2	1	27	140	2
HZ36-2PF	35.3	36.8	2	1	27	140	2
HZ36-3PF	36.4	38	2	1	27	140	2

¹⁾ Tested with pulses $t_p = 20\text{ ms}$.



Electrical Characteristics Curves

Fig 1. Zener Characteristics Curve

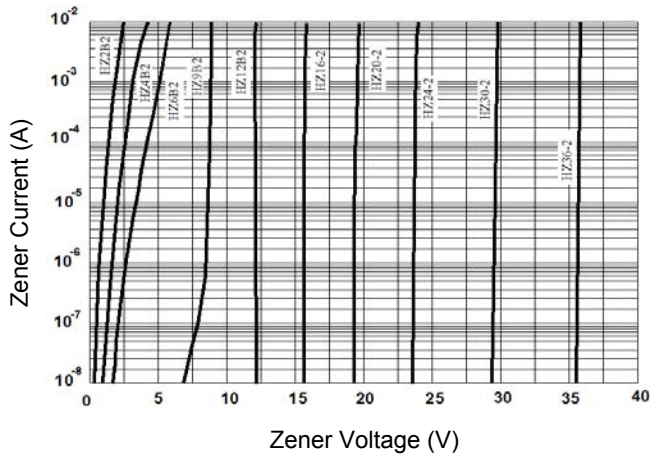


Fig 2. Temperature Coefficient vs.Zener Voltage

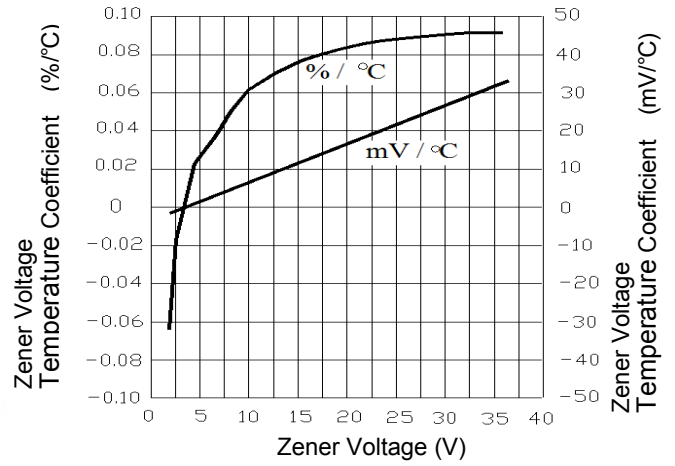
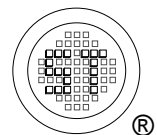
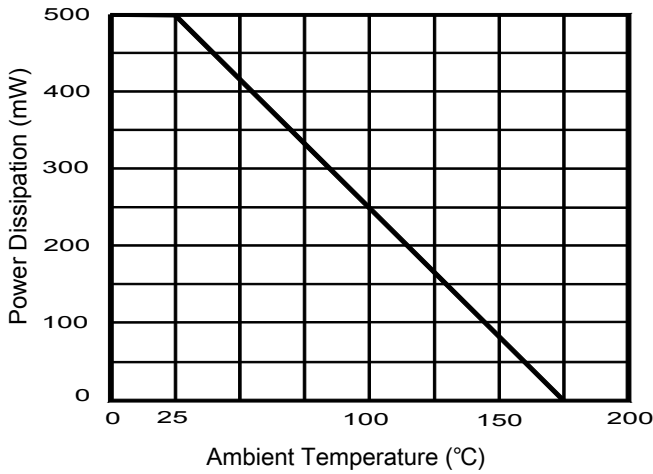


Fig 3. Power Derating Curve



X-ON Electronics

Largest Supplier of Electrical and Electronic Components

Click to view similar products for [Zener Diodes](#) category:

Click to view products by [Semtech](#) manufacturer:

Other Similar products are found below :

[RKZ13B2KG#P1](#) [DL5234B](#) [1N4682](#) [1N4693](#) [1N4732A](#) [1N4736A](#) [1N4750A](#) [1N4759ARL](#) [1N5241B](#) [1N5365B](#) [1N5369B](#) [1N747A](#)
[1N964B](#) [1N966B](#) [1N968B](#) [1N972B](#) [JANS1N4974US](#) [1N4692](#) [1N4702](#) [1N4704](#) [1N4711](#) [1N4714](#) [1N4745ARL](#) [1N4752ARL](#) [1N4760ARL](#)
[1N5221B](#) [1N5242BTR](#) [1N5350B](#) [1N5352B](#) [1N961BRR1](#) [1N964BRL](#) [RKZ5.1BKU#P6](#) [3SMAJ5946B-TP](#) [3SMAJ5950B-TP](#)
[MMSZ5230BQ-13-F](#) [MMSZ5232BQ-13-F](#) [BZX84C7V5](#) [3SMAJ5945B-TP](#) [3SMAJ5947B-TP](#) [3SMBJ5941B-TP](#) [DZ2S240M0L](#) [SMAZ27-](#)
[TP](#) [ZMM5224B-7](#) [RD16UM-T1-A](#) [RD39S-T1-A](#) [RD10S-T1-A](#) [CDZT2R5.6B](#) [1N4762A G](#) [Z1SMA18](#) [JANTX1N4553B](#)