

SS12 THRU SS110

SURFACE MOUNT SCHOTTKY BARRIER RECTIFIERS

Reverse Voltage - 20 to 100 V

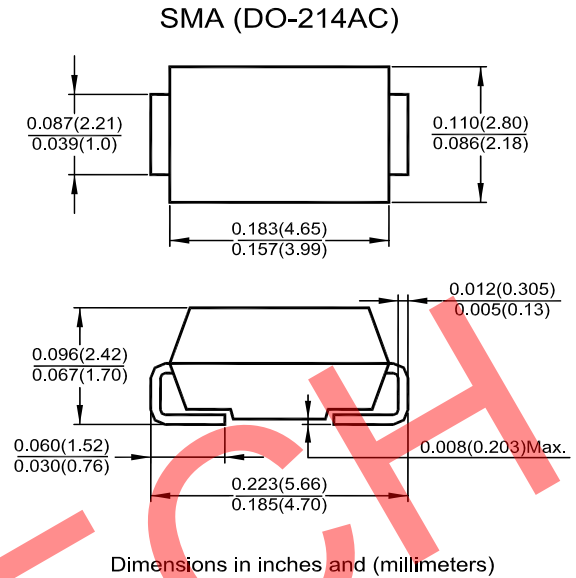
Forward Current - 1 A

Features

- Plastic package has Underwriters Laboratory Flammability Classification 94V-0
- For surface mounted applications
- Metal silicon junction, majority carrier conduction
- Built-in strain relief, ideal for automated placement
- Low power loss, high efficiency.
- High forward surge current capability

Mechanical Data

- **Case:** SMA (DO-214AC) molded plastic body
- **Terminals:** leads solderable per MIL-STD-750, Method 2026
- **Polarity:** color band denotes cathode end



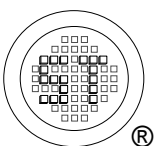
Maximum Ratings and Electrical Characteristics

Ratings at 25°C ambient temperature unless otherwise specified. Single phase, half wave, resistive or inductive load, for capacitive load, derate by 20 %

Parameter	Symbols	SS12	SS13	SS14	SS15	SS16	SS18	SS110	Unit
Maximum Repetitive Peak Reverse Voltage	V_{RRM}	20	30	40	50	60	80	100	V
Maximum RMS Voltage	V_{RMS}	14	21	28	35	42	56	70	V
Maximum DC Blocking Voltage	V_{DC}	20	30	40	50	60	80	100	V
Maximum Average Forward Rectified Current	$I_{F(AV)}$	1							A
Peak Forward Surge Current 8.3 ms Single Half Sine-wave Superimposed on Rated Load (JEDEC Method)	I_{FSM}	30							A
Maximum Instantaneous Forward Voltage at 1 A	V_F	0.55		0.75		0.85		V	
Maximum DC Reverse Current at Rated DC Blocking Voltage	I_R	0.5							mA
$T_a = 25^\circ\text{C}$ $T_a = 100^\circ\text{C}$		20							
Typical Junction Capacitance ¹⁾	C_j	110							pF
Typical Thermal Resistance ²⁾	$R_{\theta JA}$	88							°C/W
Operating Junction Temperature Range	T_j	- 55 to + 125							°C
Storage Temperature Range	T_{stg}	- 55 to + 150							°C

¹⁾ Measured at 1MHz and applied reverse voltage of 4 V D.C.

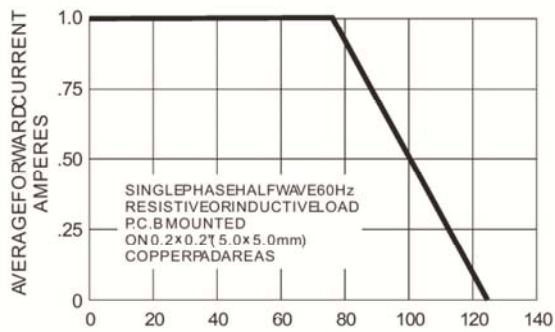
²⁾ P.C.B. mounted with 0.2 X 0.2" (5 X 5 mm) copper pad areas.



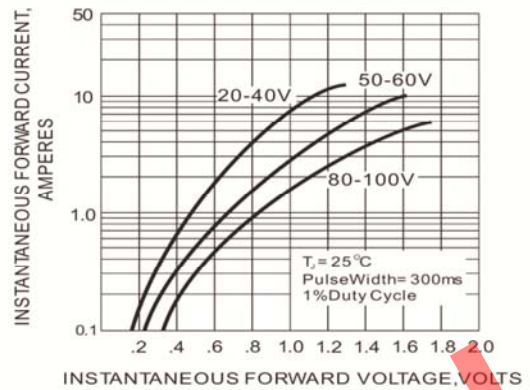
SEMTECH ELECTRONICS LTD.



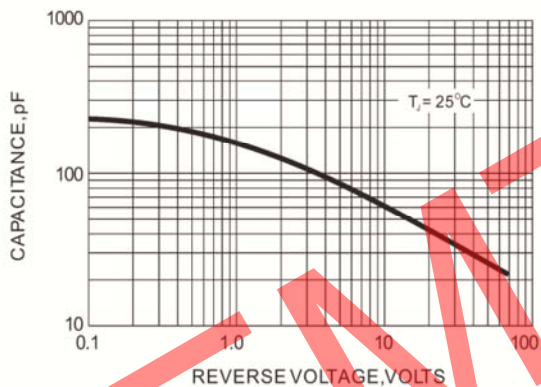
SS12 THRU SS110



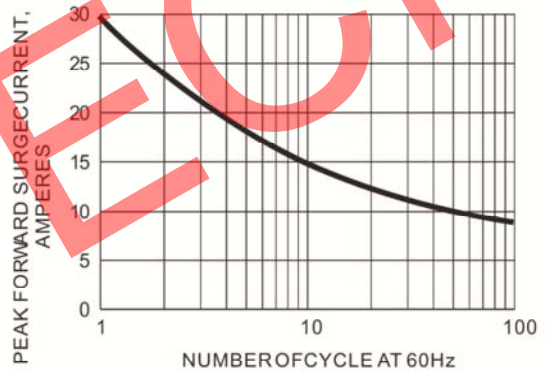
LEAD TEMPERATURE, °C
FORWARD CURRENT DERATING CURVE



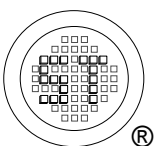
TYPICAL INSTANTANEOUS FORWARD CHARACTERISTIC



TYPICAL JUNCTION CAPACITANCE



MAXIMUM NON-REPETITIVE PEAK FORWARD SURGE CURRENT



SEMTECH ELECTRONICS LTD.



X-ON Electronics

Largest Supplier of Electrical and Electronic Components

Click to view similar products for [Schottky Diodes & Rectifiers](#) category:

Click to view products by [Semtech](#) manufacturer:

Other Similar products are found below :

[MA4E2039](#) [MA4E2508M-1112](#) [MBR10100CT-BP](#) [MBR1545CT](#) [MMBD301M3T5G](#) [GS1JE-TP](#) [RB160M-50TR](#) [BAS 3010S-02LRH E6327](#)
[BAT 54-02LRH E6327](#) [NSR05F40QNXT5G](#) [NSVR05F40NXT5G](#) [NTE555](#) [JANS1N6640](#) [SB07-03C-TB-H](#) [SB1003M3-TL-W](#)
[SBAT54CWT1G](#) [SBM30-03-TR-E](#) [SK310-T](#) [SK33A-TP](#) [SK34B-TP](#) [SS3003CH-TL-E](#) [PDS3100Q-7](#) [GA01SHT18](#) [CRS10I30A\(TE85L,QM](#)
[MA4E2501L-1290](#) [MBRB30H30CT-1G](#) [BAS 70-02L E6327](#) [DMJ3940-000](#) [SB007-03C-TB-E](#) [SB10015M-TL-E](#) [SB1003M3-TL-E](#) [SK32A-](#)
[TP](#) [SK33B-TP](#) [SK35A-TP](#) [SK38B-LTP](#) [SK38B-TP](#) [NTE505](#) [NTSB30U100CT-1G](#) [VS-6CWQ10FNHM3](#) [CRG04\(T5L,TEMQ\)](#)
[ACDBA1100LR-HF](#) [ACDBA1200-HF](#) [ACDBA140-HF](#) [ACDBA2100-HF](#) [ACDBA240-HF](#) [ACDBA3100-HF](#) [CDBQC0530L-HF](#) [BAT54-](#)
[13-F](#) [ACDBA340-HF](#) [ACDBA260LR-HF](#)