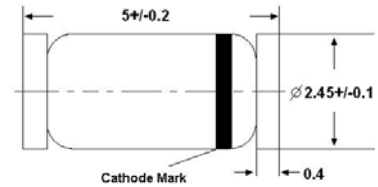


ZM2C

Silicon Planar Power Zener Diodes

For use in stabilizing and clipping circuits with high power rating. The Zener voltages are graded according to the international E 24 standard. Other voltage tolerances and higher Zener voltages are upon request.

LL-41



Glass case MELF
Dimensions in mm

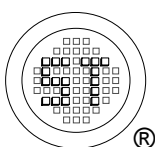
Absolute Maximum Ratings ($T_a = 25^\circ\text{C}$)

Parameter	Symbol	Value	Unit
Power Dissipation	P_{tot}	2 ¹⁾	W
Junction Temperature	T_j	175	$^\circ\text{C}$
Storage Temperature Range	T_{stg}	- 65 to + 175	$^\circ\text{C}$

¹⁾ Valid provided that electrodes are kept at ambient temperature.

Characteristics at $T_a = 25^\circ\text{C}$

Parameter	Symbol	Max.	Unit
Forward Voltage at $I_F = 200\text{ mA}$	V_F	1.2	V



SEMTECH ELECTRONICS LTD.
Subsidiary of Sino-Tech International (BVI) Limited



Dated : 10/09/2009

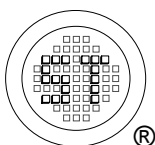
ZM2C

Characteristics at $T_a = 25\text{ }^\circ\text{C}$

Type	Zener Voltage ¹⁾			Dynamic Resistance			Reverse Current		Maximum DC Zener Current ²⁾
	V_{Znom}	V_{ZT}	at I_{ZT}	Z_{ZT}	Z_{ZK}	at I_{ZK}	I_R	at V_R	
	(V)	(V)	(mA)	Max. (Ω)	Max. (Ω)	(mA)	Max. (μA)	(V)	I_{ZM} (mA)
ZM2C3V6	3.6	3.4...3.8	139	5	400	1	80	1	504
ZM2C3V9	3.9	3.7...4.1	128	5	400	1	30	1	468
ZM2C4V3	4.3	4...4.6	116	4.5	400	1	20	1	434
ZM2C4V7	4.7	4.4...5	106	4.5	550	1	5	1	386
ZM2C5V1	5.1	4.8...5.4	98	3.5	600	1	5	1	356
ZM2C5V6	5.6	5.2...6	89.5	2.5	650	1	5	2	324
ZM2C6V2	6.2	5.8...6.6	80.5	1.5	700	1	5	3	292
ZM2C6V8	6.8	6.4...7.2	73.5	2	700	1	5	4	266
ZM2C7V5	7.5	7...7.9	66.5	2	700	0.5	5	5	242
ZM2C8V2	8.2	7.7...8.7	61	2.3	700	0.5	5	6	220
ZM2C9V1	9.1	8.5...9.6	55	2.5	700	0.5	2	7	200
ZM2C10	10	9.4...10.6	50	3.5	700	0.25	3	7.6	182
ZM2C11	11	10.4...11.6	45.5	4	700	0.25	1	8.4	166
ZM2C12	12	11.4...12.7	41.5	4.5	700	0.25	1	9.1	152
ZM2C13	13	12.4...14.1	38.5	5	700	0.25	0.5	9.9	138
ZM2C15	15	13.8...15.6	33.4	7	700	0.25	0.5	11.4	122
ZM2C16	16	15.3...17.1	31.2	8	700	0.25	0.3	12.2	114
ZM2C18	18	16.8...19.1	27.8	10	750	0.25	0.5	13.7	100
ZM2C20	20	18.8...21.2	25	11	750	0.25	0.5	15.2	90
ZM2C22	22	20.8...23.3	22.8	12	750	0.25	0.5	16.7	82
ZM2C24	24	22.8...25.6	20.8	13	750	0.25	0.5	18.2	76
ZM2C27	27	25.1...28.9	18.5	18	750	0.25	0.5	20.6	68
ZM2C30	30	28...32	16.6	20	1000	0.25	0.5	22.5	60
ZM2C33	33	31...35	15.1	23	1000	0.25	0.5	25.1	55
ZM2C36	36	34...38	13.9	25	1000	0.25	0.5	27.4	50
ZM2C39	39	37...41	12.8	30	1000	0.25	0.5	29.7	47
ZM2C43	43	40...46	11.6	35	1500	0.25	0.5	32.7	43
ZM2C47	47	44...50	10.6	40	1500	0.25	0.5	35.8	39
ZM2C51	51	48...54	9.8	48	1500	0.25	0.5	38.8	36
ZM2C56	56	52...60	9	55	2000	0.25	0.5	42.6	32
ZM2C62	62	58...66	8.1	60	2000	0.25	0.5	47.1	29
ZM2C68	68	64...72	7.4	75	2000	0.25	0.5	51.7	27
ZM2C75	75	70...79	6.7	90	2000	0.25	0.5	56	24

¹⁾ Tested with pulses $t_p = 20\text{ ms}$.

²⁾ Valid provided that electrodes are kept at ambient temperature.



SEMTECH ELECTRONICS LTD.
Subsidiary of Sino-Tech International (BVI) Limited



Dated : 10/09/2009

X-ON Electronics

Largest Supplier of Electrical and Electronic Components

Click to view similar products for [Zener Diodes](#) category:

Click to view products by [Semtech](#) manufacturer:

Other Similar products are found below :

[RKZ13B2KG#P1](#) [DL5234B](#) [EDZTE6113B](#) [1N4682](#) [1N4691](#) [1N4693](#) [1N4732A](#) [1N4736A](#) [1N4750A](#) [1N4759ARL](#) [1N5241B](#) [1N5365B](#)
[1N5369B](#) [1N747A](#) [1N959B](#) [1N964B](#) [1N966B](#) [1N968B](#) [1N972B](#) [NTE5121A](#) [NTE5147A](#) [NTE5152A](#) [NTE5155A](#) [NTE5164A](#)
[JANS1N4974US](#) [1N4692](#) [1N4700](#) [1N4702](#) [1N4704](#) [1N4711](#) [1N4714](#) [1N4737A](#) [1N4745ARL](#) [1N4752A](#) [1N4752ARL](#) [1N4760ARL](#)
[1N5221B](#) [1N5236B](#) [1N5241BTR](#) [1N5242BTR](#) [1N5350B](#) [1N5352B](#) [1N961BRR1](#) [1N964BRL](#) [RKZ5.1BKU#P6](#) [3SMAJ5946B-TP](#)
[3SMAJ5950B-TP](#) [3SMBJ5925B-TP](#) [441774C](#) [BZX84C3V9](#)