


D Series

High Voltage relays 10kV & 15kV



Very high isolation voltages, up to 15kV, are achieved through the use of high vacuum reed switches with either Rhodium or Tungsten contacts and make these relays suitable for high reliability applications, such as cardiac defibrillators, test equipment and high voltage power supplies.

The Rhodium contact relays have low contact resistance, while the Tungsten contact relays can switch higher voltages.

PCB or Panel Mount, via Nylon studs, versions are available.

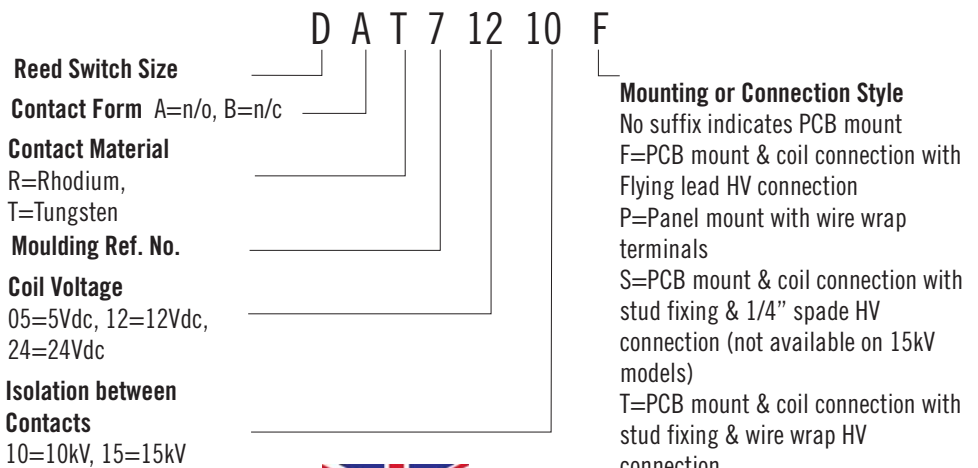
Connection options, for the HV, include PCB, solder turret(wire wrap), flying lead and 0.25" spade terminals.

- 10kV or 15kV Isolation
- Low Contact Resistance
- PCB or Panel Mount
- HV connections via Flying Leads, Solder Turret (wire wrap), or 1/4" Spade Terminals
- Excellent AC characteristics

Contact Specification		Unit	Condition	10kV SPNO			10kV SPNC			15kV SPNO		
Contact Material				Rhodium	Tungsten		Rhodium	Tungsten		Tungsten		
Isolation across contacts	kV	DC or AC peak		10	10		10	10		15		
Switching Power Max.	W			50	50		50	50		50		
Switching Voltage Max.	V	DC or AC peak		1000	7000		1000	7000		10000		
Switching Current Max.	A	DC or AC peak		3	2		3	2		2		
Carry Current Max	A	DC or AC peak		4	3		4	3		2		
Capacitance across contacts	pF	coil to screen grounded		<0.2	<0.2		<0.2	<0.2		<0.2		
Lifetime operations		dry switching		10 ⁹	10 ⁹		10 ⁹	10 ⁹		10 ⁹		
		50W switching		10 ⁶	10 ⁶		10 ⁶	10 ⁶		10 ⁶		
Contact Resistance	mΩ	max (typical)		50 (15)	250(100)		50 (15)	250(100)		250 (100)		
Insulation Resistance	Ωmin	(typical)		10 ¹⁰ (10 ¹³)		10 ¹⁰ (10 ¹³)				10 ¹⁰ (10 ¹³)		
Coil Specification				5V	12V	24V	5V	12V	24V	5V	12V	24V
Must Operate Voltage	V	DC		3.7	9	20	3.7	9	20	3.7	9	20
Must Release Voltage	V	DC		0.5	1.25	4	0.5	1.25	4	0.5	1.25	4
Operate Time	ms	diode fitted		3.0	3.0	3.0	2.0	2.0	2.0	3.0	3.0	3.0
Release Time	ms	diode fitted		2.0	2.0	2.0	3.0	3.0	3.0	2.0	2.0	2.0
Resistance	Ω			28	150	780	38	240	925	16	95	350
<small>Note: The operate / release voltage and coil resistance will change at a rate of 0.4% per degree C. Values are stated at room temperature (20 degrees C)</small>												
Relay Specification												
Isolation contact/coil	kV			17			17			17		
Insulation resistance contact to all terminals	Ωmin	(typical)		10 ¹⁰ (10 ¹³)			10 ¹⁰ (10 ¹³)			10 ¹⁰ (10 ¹³)		
Environmental												
Operating Temp range	°C			-20 to +70			-20 to +70			-20 to +70		

Please refer to this document for circuit design notes:-
<http://www.cynergy3.com/blog/application-notes-reed-relays-0>

Part Numbering System



Cynergy3 Components Ltd.
 7 Cobham Road
 Ferndown Industrial Estate
 Wimborne, Dorset BH21 7PE
 Telephone +44 (0) 1202 897969
 Email:sales@cynergy3.com

ISO9001 CERTIFIED
 D 2018

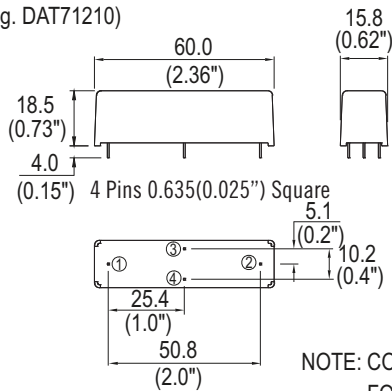
www.cynergy3.com



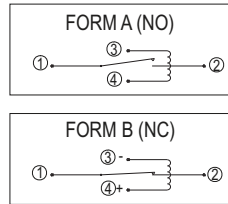
MECHANICAL

STANDARD

(e.g. DAT71210)



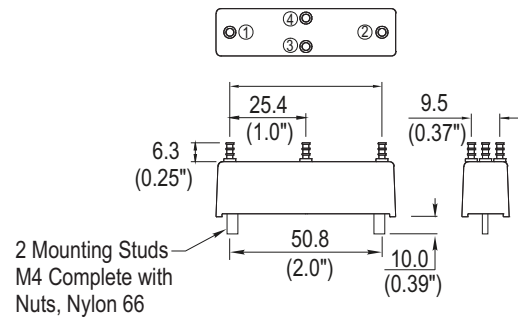
CIRCUIT DIAGRAMS (ALL VARIANTS)



NOTE: COIL POLARITY IS IMPORTANT FOR FORM B VARIANT ONLY.

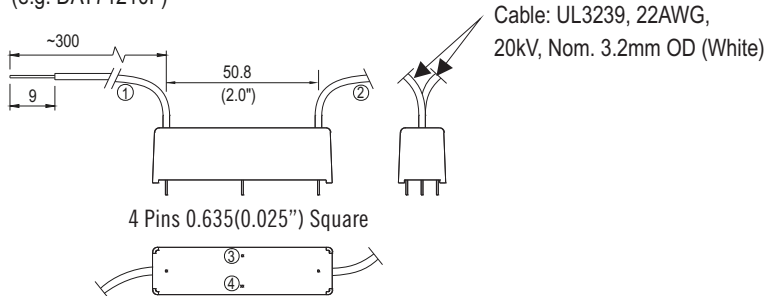
PANEL MOUNT

(e.g. DAT71210P)



FLYING LEAD

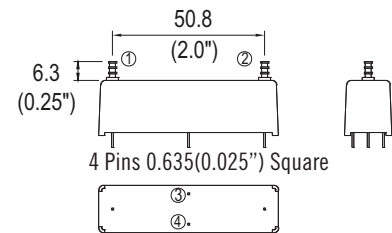
(e.g. DAT71210F)



NOTE: PINS WHICH ARE NOT NUMBERED HAVE NO ELECTRICAL CONNECTION.

TURRET (Wire Wrap)

(e.g. DAT71210T)

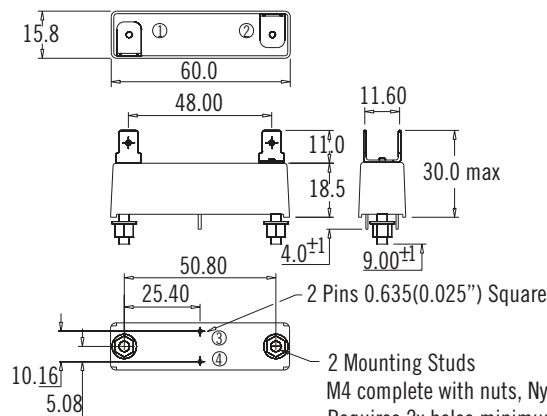


NOTE: PINS WHICH ARE NOT NUMBERED HAVE NO ELECTRICAL CONNECTION.

SPADE TYPE

(e.g. DAT71210S)

'S' Suffix denotes the 0.250" 'Push On' blade connectors, M4 fixing bolts and Epoxy potting.



Cynergy3 Components Ltd.
7 Cobham Road
Ferndown Industrial Estate
Wimborne, Dorset BH21 7PE
Telephone +44 (0) 1202 897969
Email: sales@cynergy3.com

ISO9001 CERTIFIED

© 2018 Cynergy3 Components, All Rights Reserved. Specifications are subject to change without prior notice. Cynergy3 Components and the Cynergy3 Components logo are trademarks of Cynergy3 Components Limited.

Please refer to this document for circuit design notes:-
<http://www.cynergy3.com/blog/application-notes-reed-relays-0>

www.cynergy3.com

X-ON Electronics

Largest Supplier of Electrical and Electronic Components

Click to view similar products for [Reed Relays](#) category:

Click to view products by [Sensata](#) manufacturer:

Other Similar products are found below :

[M2C24AH](#) [D1A05HD-3](#) [741A10](#) [8000-0211](#) [8000-0217](#) [836C2](#) [922A06C4C](#) [PRMA1A12C](#) [PRMA1A24B](#) [PRMA1A24C](#) [PRMA1B12C](#)
[PRMA1B24C](#) [PRMA1C05F](#) [PRMA2A24C](#) [R1C5DR](#) [R2A5D](#) [1220-0039](#) [RA30521051](#) [RA31232051](#) [HGS1005](#) [HGS1021](#) [HGS1048](#)
[HGS1088](#) [HGS2MT51111F00](#) [HGS2MT51111M00](#) [HGZM1C24](#) [HGZM2C05](#) [HGZM2C48](#) [DA1A24DWD](#) [DA1A-24V](#) [DA1C05FWD](#)
[DA1C12FW](#) [DA2A-6V](#) [134MPCX-3](#) [MRR1ADS8-24D](#) [MRR1ADS8-5D](#) [MRR1ADSK-12D](#) [159-151-T00](#) [MSS62A05](#) [MSS71A05](#)
[MSS71A05B](#) [MSS71A12](#) [MSS71A24](#) [1804-105](#) [191TE1C2M-5S](#) [191TE2A1-5G](#) [191TE2A1-6G](#) [193RE4C3-24G](#) [HYR2001-1520](#)
[195TE1B2E-5S](#)