



RBS2005 thru RBS210

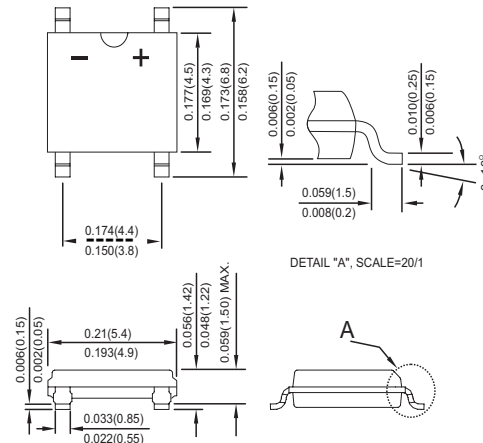
2A, Fast Recovery Glass Passivated Bridge Rectifier

Rectifier Reverse Voltage 200 to 1000V

ABS

Features

- This series is UL listed under the Recognized Component Index, file number E142814
- The plastic material used carries Underwriters Laboratory flammability recognition 94V-0
- Ideal for printed circuit board application
- High temperature soldering guaranteed 260 °C / 5 seconds at 5 lbs (2.3kg) tension



DETAIL "A", SCALE=20/1

Mechanical Data

Case: Molded plastic
 Terminals: Plated leads solderable per MIL-STD-202, Method 208
 Polarity: Marked on body
 Mounting Position: Any

Dimensions in millimeters (1mm =0.0394")

Maximum Ratings & Thermal Characteristics

Rating at 25°C ambient temperature unless otherwise specified, Resistive or Inductive load, 60 Hz.
 For Capacitive load derate current by 20%.

Parameter	Symbol	RBS 202	RBS 204	RBS 206	RBS 208	RBS 210	unit
Maximum repetitive peak reverse voltage	VRRM	200	400	600	800	1000	V
Maximum RMS bridge input voltage	VRMS	140	280	420	560	700	V
Maximum DC blocking voltage	VDC	200	400	600	800	1000	V
Maximum average forward rectified output current at TA=40°C	IF(AV)	2					A
Peak forward surge current single sine-wave superimposed on rated load (JEDEC Method)	IFSM	50					A
Rating for fusing (t<8.3ms)	I ² t	15					A ² sec
Maximum reverse recovery time (Note 2)	t _{rr}	150		250		500	ns
Operating junction and storage temperature range	TJ, TSTG	-55 to + 150					°C

Electrical Characteristics

Rating at 25°C ambient temperature unless otherwise specified. Resistive or Inductive load, 60Hz.
 For Capacitive load derate by 20 %.

Parameter	Symbol	RBS 202	RBS 204	RBS 206	RBS 208	RBS 210	Unit
Maximum instantaneous forward voltage drop per leg at 2A	VF	1.3					V
Maximum DC reverse current at rated DC blocking voltage per element	IR	10 500					μA

Notes: (1) Thermal resistance from Junction to Ambient on P.C.board mounting.
 (2): Reverse recovery time test conditions: I_F=0.5A, I_R=1.0A, I_{RR}=0.25A

Rating and Characteristic Curves ($T_A=25^\circ\text{C}$ Unless otherwise noted)

RBS2005 thru RBS210

Fig. 1 Derating Curve for Output Rectified Current

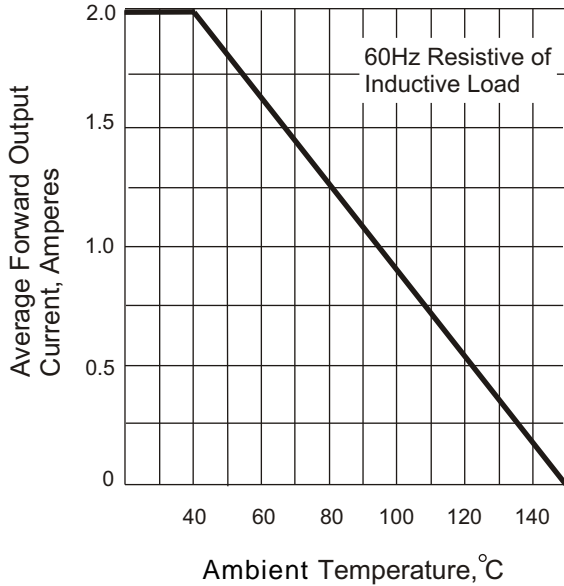


Fig. 2 Maximum Non-repetitive Peak Forward Surge Current

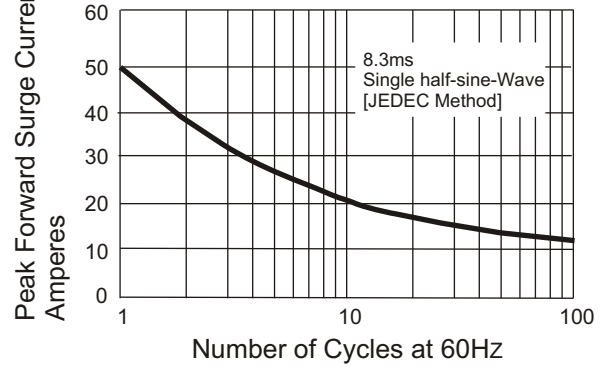


Fig. 3 Typical Instantaneous Forward Characteristics

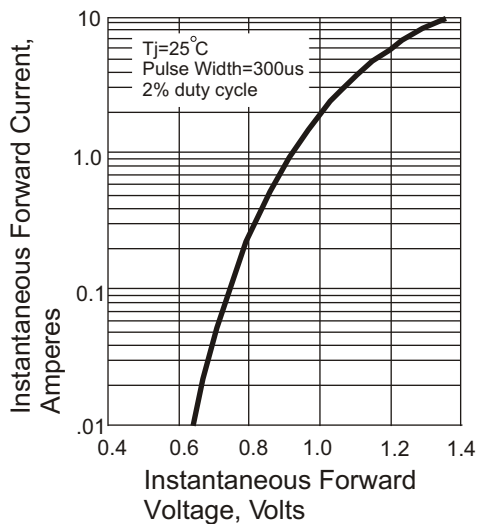


Fig. 4 Typical Revers Characteristics

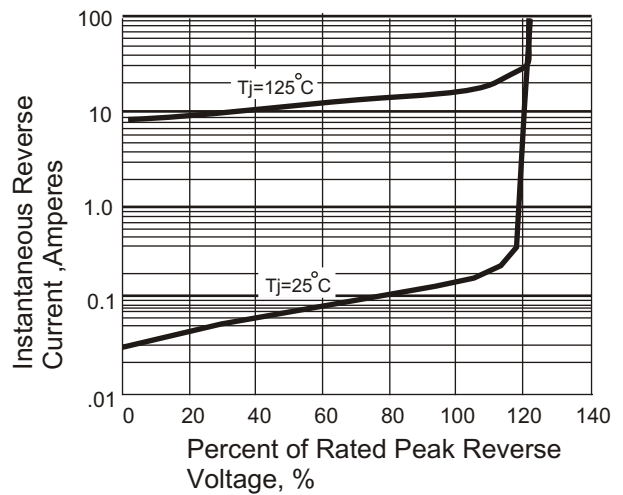
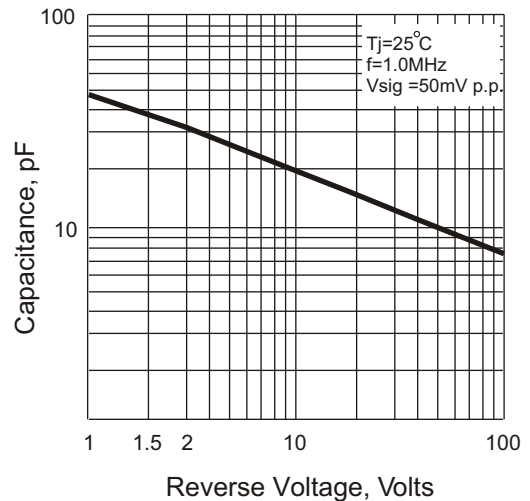


Fig. 5 Typical Junction Capacitance



X-ON Electronics

Largest Supplier of Electrical and Electronic Components

Click to view similar products for [Bridge Rectifiers](#) category:

Click to view products by [Shandong Baocheng](#) manufacturer:

Other Similar products are found below :

[MB2510](#) [MB252](#) [MB356G](#) [MB358G](#) [MP358-BP](#) [90MT160KPBF](#) [GBJ1504-BP](#) [GBU10B-BP](#) [GBU15J-BP](#) [GBU15K-BP](#) [GBU4A-BP](#)
[GBU4D-BP](#) [GBU6B-E3/45](#) [GSIB680-E3/45](#) [DB101-BP](#) [DF01](#) [DF10SA-E345](#) [BU1508-E3/45](#) [BU1510-E3/45](#) [KBPC50-10S](#) [RS405GL-BP](#)
[G5SBA60-E3/51](#) [GBJ1502-BP](#) [GBU10J-BP](#) [GBU6M](#) [GBU8D-BP](#) [GBU8J-BP](#) [GSIB1520-E3/45](#) [TB102M](#) [MB1510](#) [MB6M-G](#) [MB86](#)
[TL401G](#) [MDA920A2](#) [TU602](#) [TU810](#) [MP501W-BP](#) [MP502-BP](#) [BR1005-BP](#) [BR101-BP](#) [BR84DTP204](#) [BU1010A-E3/51](#) [BU1508-E3/51](#)
[BU2008-E3/51](#) [US15KB80R-7000](#) [KBPC25-02](#) [VS-2KBB60](#) [VS-60MT120KPBF](#) [DB105-BP](#) [DF1510S](#)