






■ Phototriac Coupler Lineup

Package	Applied voltage	ON-state current (rms)	Features	Model No.	Page
Mini-flat (SMD) 	AC 200 V lines (V _{DRM} = 600V)	0.05 A	General purpose	S2S3A00F ^{*3} / S2S5A00F ^{*3} / S2S5FA0F ^{*3}	18
			Built-in zero-cross circuit	S2S4A00F ^{*3}	19
DIP type (4-pin) 	AC 200 V lines (V _{DRM} = 600V)	0.1 A	Reinforced isolation	PC3SH11YFZAH ^{*3} / PC3SH13YFZAH ^{*3}	18
			Built-in zero-cross circuit	PC3SH21YFZBH ^{*2}	19
DIP type (6-pin package, 5th-pin cut) 	AC 200 V lines (V _{DRM} = 600V)	0.1 A	General purpose	PC3SD12NTZAH ^{*3} / PC3SD11NTZBH ^{*2} / PC3SD11NTZCH ^{*1}	18
			Built-in zero-cross circuit	PC3SD21NTZAH ^{*3} / PC3SD21NTZBH ^{*2} / PC3SD21NTZDH ^{*4}	19
			Reinforced isolation	PC3SF11YVZAH ^{*3} / PC3SF11YVZBH ^{*2}	18
			Built-in zero-cross circuit	PC3SF21YVZAH ^{*3} / PC3SF21YVZBH ^{*2}	19
			General purpose	PC4SD11NTZCH ^{*1}	18
			Built-in zero-cross circuit	PC4SD21NTZCH ^{*1} / PC4SD21NTZDH ^{*4}	19
	AC 200 V lines (V _{DRM} = 800V)	0.1 A	General purpose	PC4SD11NTZCH ^{*1}	18
			Reinforced isolation	PC4SF11YTBH ^{*2}	18
			Built-in zero-cross circuit	PC4SF21YVZBH ^{*2} / PC4SF21YWPSH ^{*2}	19

Minimum trigger current: *1 I_{FT} ≤ 5 mA, *2 I_{FT} ≤ 7 mA, *3 I_{FT} ≤ 10 mA, *4 I_{FT} ≤ 3 mA



Phototriac Couplers

○: Approved

(Ta = 25°C)

Model No.	Internal connection diagram	Features	Approved by safety standards*3			Package	Absolute maximum ratings			Electro-optical characteristics		
			UL, CSA	VDE	BSI, SEMKO, DEMKO, FIMKO		ON-state current I _T (rms) (A)	Repetitive peak OFF-state voltage V _{DRM} (V)	Isolation voltage (AC) V _{iso} (rms) (kV)		Min. trigger current I _{FT} (mA) MAX. V _D = 6 V, R _L = 100Ω	
S2S3A00F		200 V lines, compact	○	-	-	Mini-flat 4-pin	0.05	600	3.75	10		
S2S5A00F		200 V lines, compact	○	-	-					10		
S2S5FA0F		High impulse noise product	○	-	-					10		
PC3SH11YFZAH		200 V lines, compact, reinforced isolation	○	○	○	4-pin DIP	0.1	5.0	5.0	10		
PC3SH13YFZAH		200 V lines, compact, reinforced isolation, high noise resistance	○	○	○					10		
PC3SD12NTZAH		200 V lines	○	○*4	-	6-pin DIP*2	0.1	600	5.0	5.0	10	
PC3SD11NTZBH			○	-	-						7	
PC3SD11NTZCH			○	○*4	-						5	
PC4SD11NTZCH		200 V lines, repetitive peak-OFF-state voltage	○	-	-	6-pin DIP*1, *2					800	5
PC3SF11YVZAH		200 V lines, reinforced isolation	○	○	○	6-pin DIP*2					600	10
PC3SF11YVZBH		200 V lines, reinforced isolation	○	○	○	6-pin DIP*1, *2					800	7
PC4SF11YTZBH		200 V lines, reinforced isolation, repetitive peak-OFF-state voltage	○	○	○	6-pin DIP*2					800	7

*1 Lead forming type is also available for surface mounting.

*2 These are 5th-pin cut type.

*3 Please refer to Specification Sheets for model numbers approved by safety standards.

*4 Optionally available.

Notice

In the absence of confirmation by device specification sheets, SHARP takes no responsibility for any defects that may occur in equipment using any SHARP devices shown in catalogs, data books, etc.

Except where specially indicated, models listed on this page comply with the EU RoHS Directive*. For details, please contact SHARP.
*EU RoHS Directive: EU legislation restricting the use of lead, cadmium, hexavalent chromium, mercury, specific brominated flame retardants (PBB and PBDE), and phthalates (DEHP, BBP, DBP, DIBP).

Contact SHARP in order to obtain the latest device specification sheets before using any SHARP device.



■ Phototriac Couplers

<Built-in zero-cross circuit type>

○: Approved

(Ta = 25°C)


Model No.	Internal connection diagram	Features	Approved by safety standards ^{*3}			Package	Absolute maximum ratings			Electro-optical characteristics	
			UL, CSA	VDE	BSI, SEMKO, DEMKO, FIMKO		ON-state current I _T (rms) (A)	Repetitive peak OFF-state V _{DRM} (V)	Isolation voltage (AC) V _{iso} (rms) (kV)		Min. trigger current I _{FT} (mA) MAX. V _D = 4 V, R _L = 100Ω
S2S4A00F		200 V lines, compact	○	○ ^{*4}	—	Mini-flat 4-pin	0.05	600	3.75	10 ^{*1}	
PC3SH21YFZBH		200 V lines, compact, reinforced isolation	○	○	○	4-pin DIP	0.1	600	5.0	7	
PC3SD21NTZAH		200 V lines, low zero-cross voltage: MAX. 20 V	○	—	—	6-pin DIP ^{*2}	0.1	600	5.0	10	
PC3SD21NTZBH		200 V lines, low zero-cross voltage: MAX. 20 V	○	○ ^{*4}	—					7	
PC3SD21NTZDH		200 V lines, low zero-cross voltage: MAX. 20 V	○	—	—					3	
PC4SD21NTZCH		200 V lines, repetitive peak-OFF-state voltage	○	—	—					5	
PC4SD21NTZDH		200 V lines, repetitive peak-OFF-state voltage	○	—	—					3	
PC3SF21YVZAH		200 V lines, reinforced isolation	○	○	○					10	
PC3SF21YVZBH		200 V lines, reinforced isolation	○	○	○					7	
PC4SF21YVZBH		200 V lines, reinforced isolation, repetitive peak-OFF-state voltage	○	○	○					7	
PC4SF21YWPSH		High impulse noise product	○	○	○					800	7

*1 V_D = 6 V, R_L = 100Ω

*2 These are 5th-pin cut type.

*3 Please refer to Specification Sheets for model numbers approved by safety standards.

*4 Optionally available.



Notice

In the absence of confirmation by device specification sheets, SHARP takes no responsibility for any defects that may occur in equipment using any SHARP devices shown in catalogs, data books, etc.

Except where specially indicated, models listed on this page comply with the EU RoHS Directive*. For details, please contact SHARP.

*EU RoHS Directive: EU legislation restricting the use of lead, cadmium, hexavalent chromium, mercury, specific brominated flame retardants (PBB and PBDE), and phthalates (DEHP, BBP, DBP, DIBP).

Contact SHARP in order to obtain the latest device specification sheets before using any SHARP device.

X-ON Electronics

Largest Supplier of Electrical and Electronic Components

Click to view similar products for [Triac & SCR Output Optocouplers](#) category:

Click to view products by [Sharp](#) manufacturer:

Other Similar products are found below :

[IL4218-X019](#) [MOC3063S-TA](#) [ILD207-X001T](#) [ILD615-1X007T](#) [VO2223-X001](#) [VO4254H](#) [WPPCT-N1066A](#) [WPPCT-N1566A](#) [WPPCT-Z546D](#) [523170E](#) [WPPCT-Z546A](#) [WPPCT-Z1046D](#) [WPPCT-Z1046A](#) [WPPCT-N566D](#) [WPPCT-N566A](#) [WPPCT-N1566D](#)
[FODM3053V_NF098](#) [VO4258D](#) [VO4256D](#) [VOM160R-X001T](#) [VOM160P-X001T](#) [IL4116-X007](#) [VO0601-X001T](#) [MOC3020XSM](#)
[MOC3021X](#) [MOC3021XSM](#) [MOC3022X](#) [MOC3023SR2M](#) [MOC3041SM](#) [MOC3042XSM](#) [MOC3043SR2M](#) [MOC3043X](#) [MOC3043XSM](#)
[MOC3052SM](#) [MOC3063X](#) [MOC3081X](#) [MOC3081XSM](#) [BRT12H-X001](#) [IS620XSM](#) [IS623X](#) [VO3062-X007T](#) [VO3063-X006](#) [MOC3020](#)
[MOC3020X](#) [MOC3022](#) [MOC3022XSM](#) [MOC3023X](#) [MOC3023XSM](#) [MOC3041X](#) [MOC3041XSM](#)