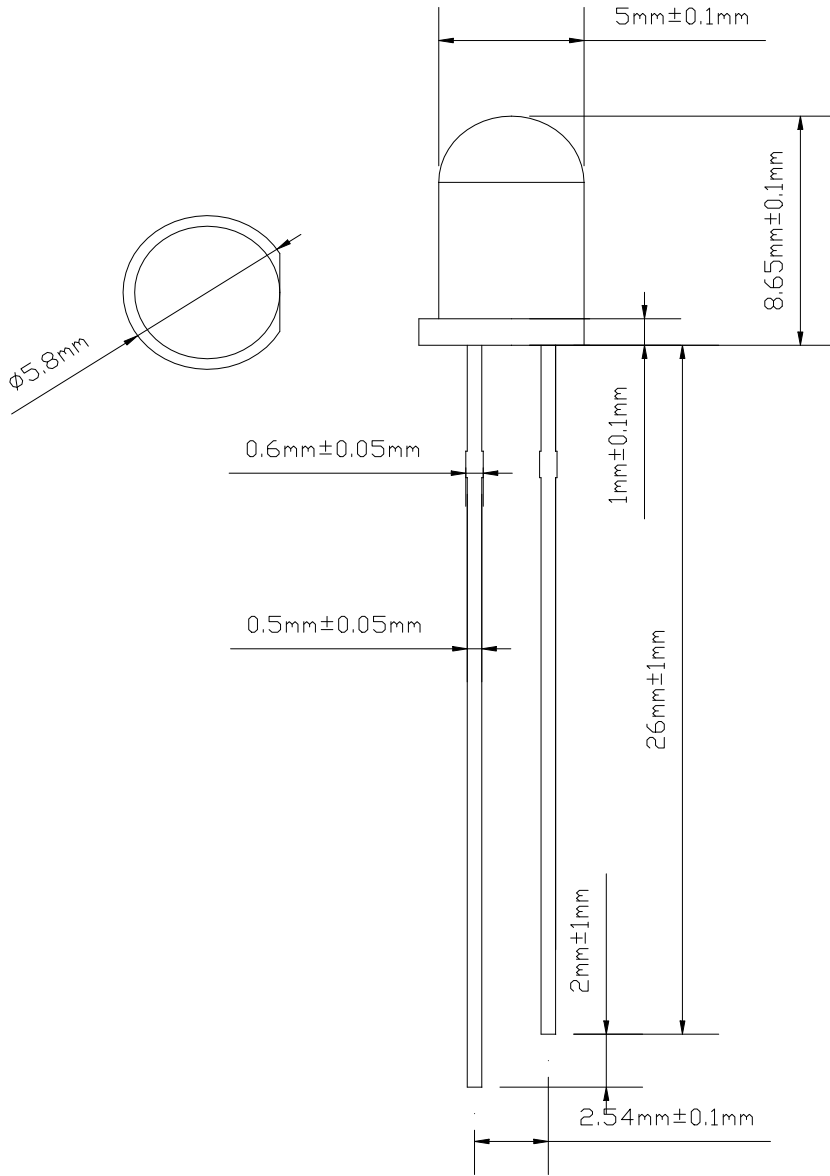


Production Specification (生产规格)

型号 Model:

91010002

Outline Dimensions(外形尺寸)



| 单位 Units | 圖面未注公差 Encapsulation Tolerance | 胶体外观公差 Encapsulation tolerance | 胶体伸出尺寸(NOTE) Dimensions of protruded flange |
|-------------|-----------------------------------|-----------------------------------|------------------------------------------------|
| mm | ±0.25 | | |

※备注：承认书编号和型号可用于查询，客户如有需要，请提供相应的编号和型号名。

Remark: P/N & Model in samples approval sheet can be used to inquire, please provide corresponding

P/N & Model if customer need.

§封装标准 Packaging Standard 5 mm.

| 項目 ITEM | 封装外形样式 PACKAGE TYPE | 透镜外表 Lens appearance | 物料 MATERIALS | |
|-------------------------|------------------------|--------------------------|-----------------------------|------------|
| 树脂模 Resin (Mold) | A | 彩色扩散 Colored Diffused | 环氧树脂 Epoxy | |
| 颜色代码 Lens Color Code | Red | | B | 色素 pigment |
| | Yellow | C | 环氧树脂 Epoxy | |
| | Blue | W | 扩散剂 Diffuser agent | |
| | Green | R | 环氧树脂 Epoxy | |
| | White | S | ----- | |
| | | F | 彩色透明 Colored Transparent | 环氧树脂 Epoxy |
| | | H | | 色素 pigment |
| 支架 (引线) Lead Frame | -- | 银色 silver | Ag Plating Iron Alloy | |
| 芯片材料 Die material | -- | 方片 Dice | GaP/GaP | |

※封装外形样式 PACKAGE TYPE: A: 联式 Array、B: 圆头 Round head、C: 圆柱形 (含内凹) Cylindrical、w: 椭圆形 Oval、R: 方形 Rectangular、s: 塔形 Tower、F:

食人鱼 LED Piranha LED、H: 贴片 LED SMD LED。

§ 最大额定值 Absolute Maximum Ratings(Ta=25℃).

(环境温度 Ambient temperature:25℃

湿度 humidity:RH60%

| 项目 Item | 符号 Symbol | 数值 Value | 单位 Unit | 备注 Remark |
|--------------------------------------------|-----------------|----------------------|------------|-------------------------------|
| 功率消耗 (Power Dissipation) | Pd | 80 | mW | --- |
| 正向电流 (Forward Current) | I _F | 30 | mA | --- |
| 峰值电流 (Peak Forward Current* ¹) | I _{FP} | 100 | mA | F=1KHz, 占空比 (duty cycle) 1/10 |
| 逆向电压 (Reverse Voltage) | V _R | 5 | V | --- |
| 操作温度 (Operating Temperature) | Topr | -30℃~+80℃ | ℃ | --- |
| 贮存温度 (Storage Temperature) | Tstg | -40℃~+100℃ | ℃ | --- |
| 焊接温度 (Soldering Temperature) | Tsol | 260℃ (for 5 seconds) | ℃ | 波峰焊, 离胶体 3mm 处 5S-10S |

※Condition for I_{FP} is pulse of 1/10 duty and 0.1msec width.

§可靠性实验项目 Reliability Test Project

| 描述 Description | 项目 ITEM | 测试标准 Test criterion | 测试条件 Test condition | 测试时间 Test time | 数量 Qty | 失效数量 Fail Qty |
|-----------------------|-----------------------------------------|-----------------------------------------------------|------------------------------------------------------------------------|-------------------|-----------|------------------|
| 寿命测试 Life test | 常温寿命测试 Life test(room tmperature) | JIS7021:B4 | Ta=25°C ± 5°C, IF=20mA | 1000Hrs | | 0 |
| 环境测试 Ambience test | 高温存贮 High temperature store | JIS7021:B10 MIL-STD-202:210A MIL-STD-750:2031 | Ta=85°C ± 5°C | 1000Hrs | | 0 |
| | 低温存贮 Low temperature store | JIS7021:B12 | Ta=-35°C ± 5°C | 1000Hrs | | 0 |
| | 高湿温测试 High temperature/humidity test | JIS7021:B11 MIL-STD-202:103D | Ta=85°C ± 5°C RH=85% | 1000Hrs | | 0 |
| | 冷热冲击测试 Cold/Heat strike test | JIS7021:B11 MIL-STD-202:17D MIL-STD-750:1026 | 30min -30°C ± 5°C ↔ 80°C ± 5°C 5min 5min | 50Cycles | | 0 |
| | 冷热循环测试 Cold and heat cycle test | JIS7021:A3 MIL-STD-202:107D MIL-STD-705:105E | 5min 5min 5min -35°C ~ 25°C ~ 85°C ~ -35°C 30min 5min 30min 5min | 50Cycles | | 0 |

§光电参数 Electrical and optical characteristics(Ta=25°C)

| 参数 Parameter | 符号 Symbol | 测试条件 Test condition | 最小值 Min. | 典型值 Typ. | 最大值 Max. | 单位 Unit |
|--------------------------|-------------------|------------------------|-------------|-------------|-------------|------------|
| 正向电压 Forward Voltage | V _F | I _F =20mA | 3.0 | -- | 3.6 | V |
| 发光强度 Luminous Intensity | I _v | I _F =20mA | 15000 | -- | 35000 | mcd |
| 反向电流 Reverse Current | I _r | V _R =5V | -- | -- | 5 | μA |
| 波长 Peak Wave Length | Nm | I _F =20mA | -- | -- | -- | nm |
| 主波长 Dominant Wave Length | Nm | I _F =20mA | 515 | -- | 525 | nm |
| 可视角度 Viewing Angle | 2θ _{1/2} | I _F =20mA | -- | | -- | deg |

§ 典型特性曲线图 Typical photoelectricity characteristic curve chart

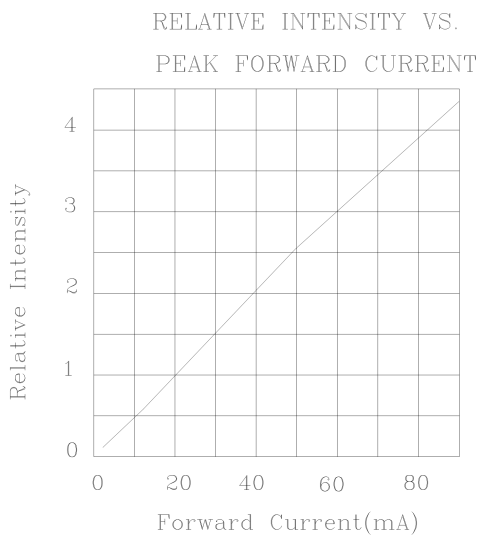
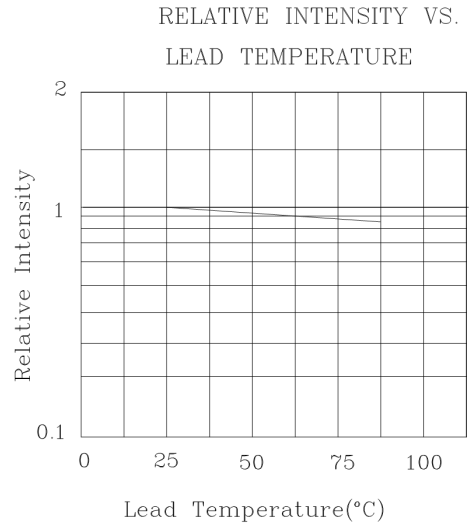
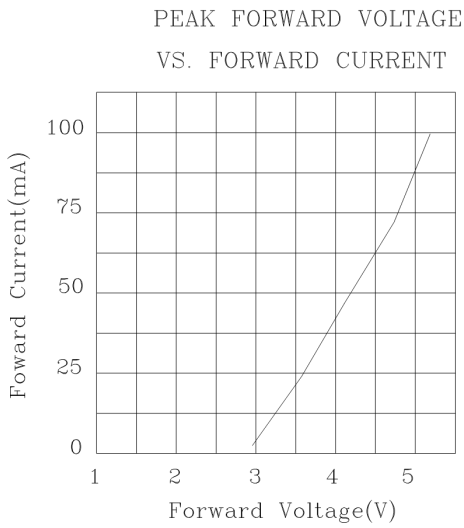
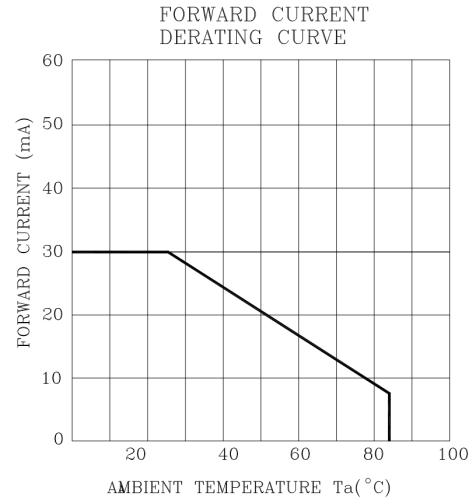
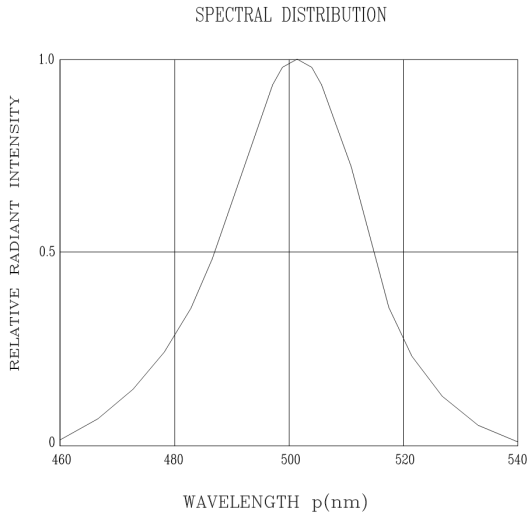
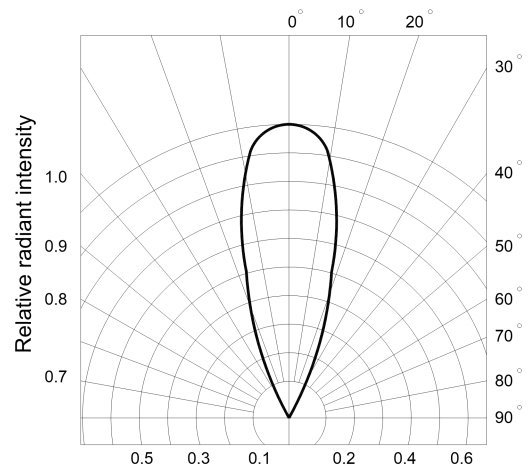


Fig.6 Radiation diagram



§注意事项 Note

(一)引脚成形方式 (LED bracket forming method)

(1) 必须离胶体 2 毫米才能折弯支架

The pin of LED can be bent where is at 2mm out of LED colloid .

(2) 支架成形必须用夹具或由专业人员来完成

Must use fixture to deform the LED bracket.

(3) 支架成形必须在焊接前完成

Finishing the forming of LED bracket must be before soldering.

(4) 支架成形需保证引脚的间距与线路板一致

Guarantee the gap between two pin of LED tallys with LED pads in PCB when forming.

(二)烙铁焊接(Manual soldering)

烙铁（最高 30W）尖端温度不能超过 300℃；焊接时间不能超过 3 秒；焊枪位置至少离胶体 3 毫米。

The tip temperature of soldering iron don't exceed 300℃; soldering time don't exceed 3s and soldering position must be 3mm out of LED colloid.

(三)防静电措施(ESD countermeasure)

静电及高压会对 LED 造成损坏,特别是晶片材质为 InGaN 的产品对静电防护要求更加严格,要求在使用和检验产品时戴防护静电手腕带或静电手套,焊接工具及设备外壳需可靠接地,焊接条件遵循此份规格书中的条件。

Static electricity and high volt can damage LED,The production whose die material is InGaN must strictly required to prevent ESD, Must put on static glove and static fillet ,soldering tool and the cover of device must connect the ground ,soldering condition follows the related of production specification manual.

(四)过电流保护(Protecting countermeasure when over current)

为避免由于电压的变化引起大电流冲击而造成产品损坏,需要加入保护电阻。

Need add the protecting resistor in circuit in order to avoid damaging LED due to big current and voltage fluctuation.

(五)LED 安装方法(LED installation method)

1) 注意各类器件外线的排列以防性能装错,器件不可与发热元件靠得太近,工作条件不要超过其规定的极限。

Pay attention to the LED polarity and avoid installation wrong .LED close to eutermic component work condition should with it's specification.

2) 务必不要在引脚间距变形的情况下安装 LED

Don't install the LED undet the condition of the LED pin deformation

3) 当装配 LED 进入 PCB 或装配孔时,LED 支架不能承受任何压力

The LED bracket don't load any pressure when installing the LED PCB or fitting hole.

4) 在焊接温度回到正常以前,必须避免使 LED 受到任何的震动或外力

Must avoid any strike and force on LED before the soldering temperature return to room temperature return to room temperature.

(六)存储时间(Storage time)

1) 在温度 5°C~35°C, 湿度 RH60%条件下, 产品可保存一年, 超过保存期的产品需重新检测后方能使用。

LED can be stored for a year under the condition:the temperature of 5°C~35°C,and humidity Of RH60%,these production must be re - inspected and tested before use if their storage time exceed a year.

2) 如果打开的产品在 5°C~35°C, RH60%的空气条件下放置一周, 则需要将产品在 65°C±5°C 的环境中放置 24 小时以上, 并尽量在十五天内使用。

If LED is exposed in air for a week under the condition:the temperature of 5°C~35°C,humidity Of RH60%, must place the LED in the ambience of 65°C±5°C for 24 hours use it in 15 days for best.

(七)清洗(Cleaning)

当用化学用品清洗胶体时必须特别小心, 因为有些化学对胶体表面有损伤并引起退色如三氯乙烯、丙酮等。可用乙醇擦拭、浸渍, 时间在常温下不能超过 3 分钟。

Be careful of some chemical results in the LED colloid fades and damage when using chemical the LED, such as Chloroethylene ,acetone etc. can use ethanol to wash or soak LED but the time don't exceed 3 minutes.

(八)弯脚 (Kinked)

当 LED 成形弯脚时, 弯脚模具容易刮花 LED 脚支架镀层, 刮伤处容易生锈, 特别是空气湿度大时, 为减少生锈机会, 建议使用镀锡支架。

The kinked tooling scrape easily the pin of LED , where the LED bracket is rusting easily ,especial it in moist air.To decrease the LED bracket rust ,advise using plated tin LED bracket

X-ON Electronics

Largest Supplier of Electrical and Electronic Components

Click to view similar products for [shenhong](#) manufacturer:

Other Similar products are found below :

[91000007](#) [91001002](#) [91001007](#) [91001008](#) [91002001](#) [91002004](#) [91003003](#) [91003004](#) [91003008](#) [91003009](#) [91003012](#) [91003013](#) [91003017](#)
[91006001](#) [91006002](#) [91007002](#) [91007003](#) [91007005](#) [91008002](#) [91008003](#) [91010002](#) [91010004](#) [91010005](#) [91010006](#) [91011001](#) [91013001](#)
[91014001](#) [91014002](#) [91014003](#) [91017001](#) [91020001](#) [91025001](#) [91026001](#) [91027001](#) [91030001](#) [91030002](#) [91031002](#) [91053001](#) [91059001](#)
[91064001](#) [91068001](#) [91070001](#) [91098001](#) [91099001](#) [910A7001](#) [91102001](#) [91102004](#) [91102007](#) [91102014](#) [91102015](#)