

Features

- ❑ Transient protection for high-speed data lines
IEC 61000-4-2 (ESD) ±25kV (Air)
±22kV (Contact)
- ❑ Protects one high-speed data line
- ❑ Low reverse current:<10nA typical (VR=5V)
- ❑ Working voltage: 5V
- ❑ Low capacitance: 0.2pF typical
- ❑ Dynamic resistance: 0.90 Ohms (Typ)
- ❑ Solid-state silicon-avalanche technology
- ❑ Qualified to AEC-Q101 Grade 1

Description

TTA0501SAX are ultra low capacitance ESD protection devices designed to protect high speed data interfaces. They are designed to replace 0201 size mul-tilayer varistors (MLVs) in portable applications such as cell phones, notebook computers, and other portable electronics. This device offers desirable characteristics for board level protection including fast response time, low operating and clamping voltage, and no device degradation. TTA0501SAX has a typical capacitance of only 0.2pF. This allows it to be used on circuits operating.

TTA0501SAX is in a 2-pin DFN0603 package. It measures 0.6 x 0.3 mm with a nominal height of only 0.25mm. Leads are finished with lead-free NiAu. Each device will protect one line operating at 5 volts. It gives the designer the flexibility to protect single lines in applications where arrays are not practical. The combination of small size and high ESD surge capability makes them ideal for use in portable applications such as cellular phones, digital cameras, and MP3 players.

Applications

- ❑ HDMI 1.3/1.4 and HDMI 2.0
- ❑ USB 2.0 and USB 3.0
- ❑ MHL
- ❑ LVDS Interfaces
- ❑ FM Antenna
- ❑ PCI Express
- ❑ eSATA Interfaces

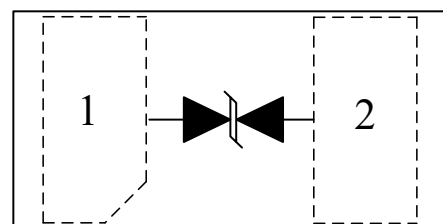
Mechanical Characteristics

- ❑ DFN0603-2L package
- ❑ Pb-Free, Halogen Free, RoHS/WEEE Compliant
- ❑ Nominal Dimensions: 0.6 x 0.3 x 0.25 mm
- ❑ Lead Finish: NiAu
- ❑ Molding compound flammability rating: UL 94V-0
- ❑ Packaging : Tape and Reel

Circuit Diagram



Pin Configuration



DFN0603-2L
(Top View)

Absolute Maximum Rating

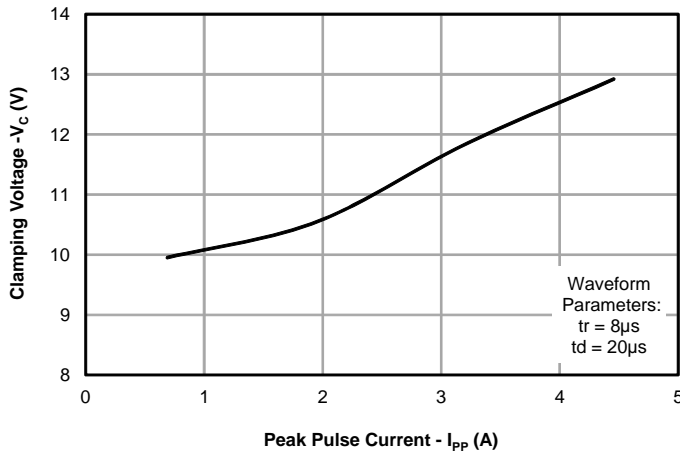
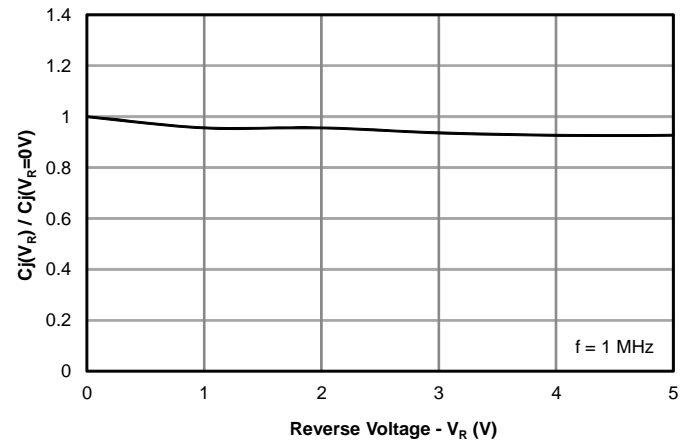
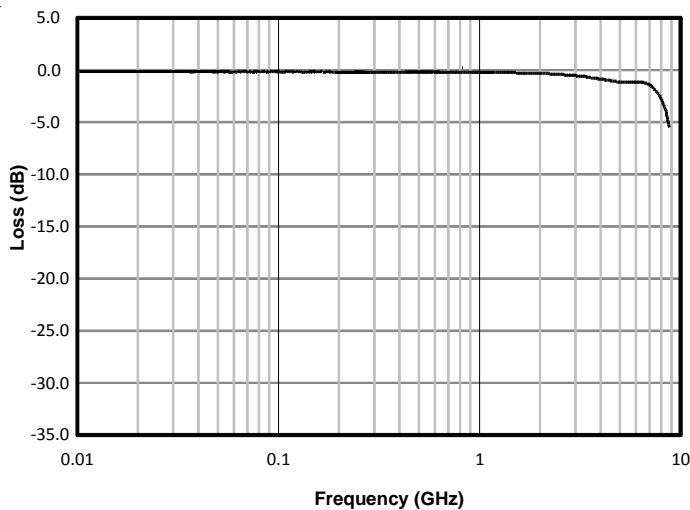
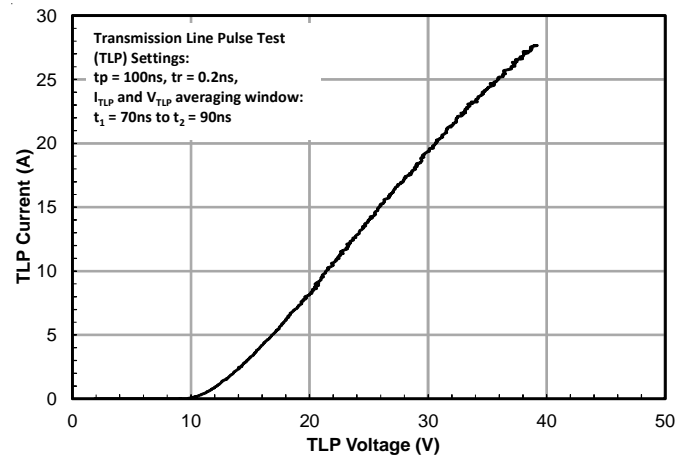
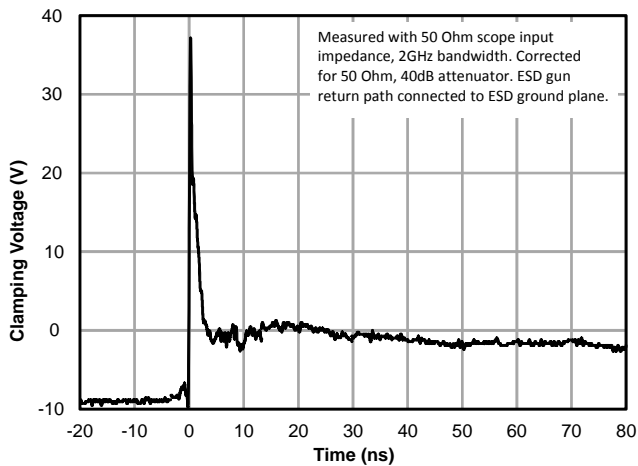
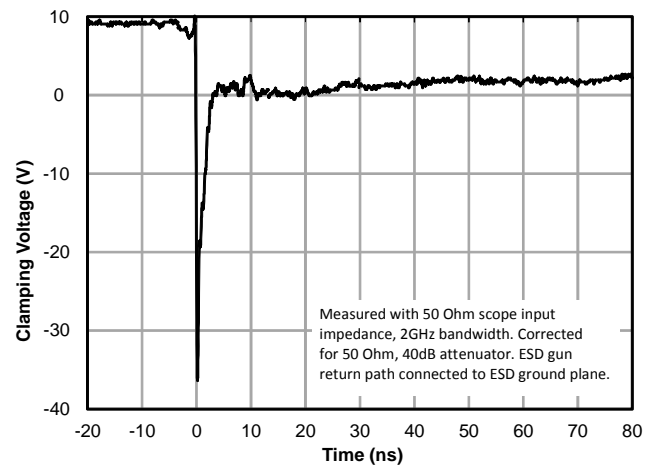
Rating	Symbol	Value	Units
Peak Pulse Power (tp = 8/20μs)	Ppk	80	Watts
Peak Pulse Current (tp = 8/20μs)	IPP	4.5	A
ESD per IEC 61000-4-2 (Air) ¹ ESD per IEC 61000-4-2 (Contact) ¹	V _{ESD}	±25 ±22	kV
Operating Temperature	T _J	-55 to +125	°C
Storage Temperature	T _{STG}	-55 to +150	°C

Electrical Characteristics (T = 25°C)

Parameter	Symbol	Conditions	Minimum	Typical	Maximum	Units
Reverse Stand-Off Voltage	V _{RWM}				5	V
Reverse Breakdown Voltage	V _{BR}	I _t = 1mA	7	9	10	V
Reverse Leakage Current	I _R	V _{RWM} = 5V, T=25°C		0.005	0.100	μA
Clamping Voltage	V _C	I _{PP} = 1A, tp = 8/20μs			11	V
Clamping Voltage	V _C	I _{PP} = 4.5A, tp = 8/20μs			15	V
Dynamic Resistance ^{2, 3, 4}	R _D	tp = 100ns		0.90		Ohms
Junction Capacitance	C _J	V _R = 0V, f = 1MHz		0.2		pF

Notes

- 1) ESD gun return path connected to ESD ground reference plane.
- 2) Transmission Line Pulse Test (TLP) Settings: tp = 100ns, tr = 0.2ns, I_{TLP} and V_{TLP}
averaging window: t1 = 70ns to t2 = 90ns.
- 3) Dynamic resistance calculated from I_{TLP} = 4A to I_{TLP} = 16A
- 4) Guaranteed by design. Not production tested

Clamping Voltage vs. Peak Pulse Current

Typical Capacitance vs. Reverse Voltage

Typical Insertion Loss (S21)

TLP Characteristic

ESD Clamping (+8kV Contact per IEC 61000-4-2)

ESD Clamping (-8kV Contact per IEC 61000-4-2)


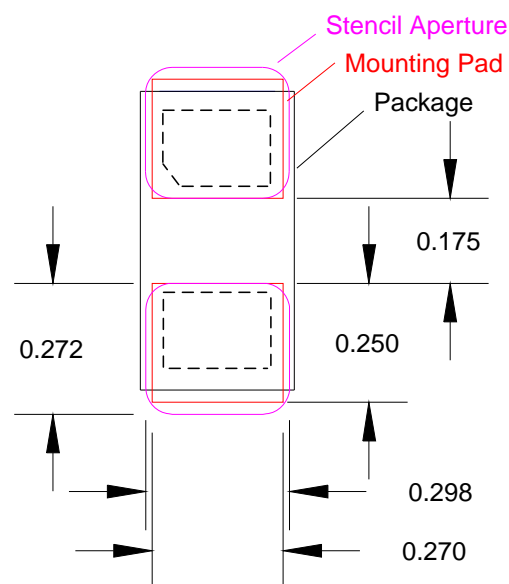
Application Information

Assembly Guidelines

The small size of this device means that some care must be taken during the mounting process to insure reliable solder joint. The table below provides TITAN's recommended assembly guidelines for Mounting this device. The figure at the right details TITAN's recommended aperture based on the below recommendations. Note that these are only recommendations and should serve only as a starting point for design since there are many factors that affect the assembly process. The exact manufacturing parameters will require some experimentation to get the desired solder application.

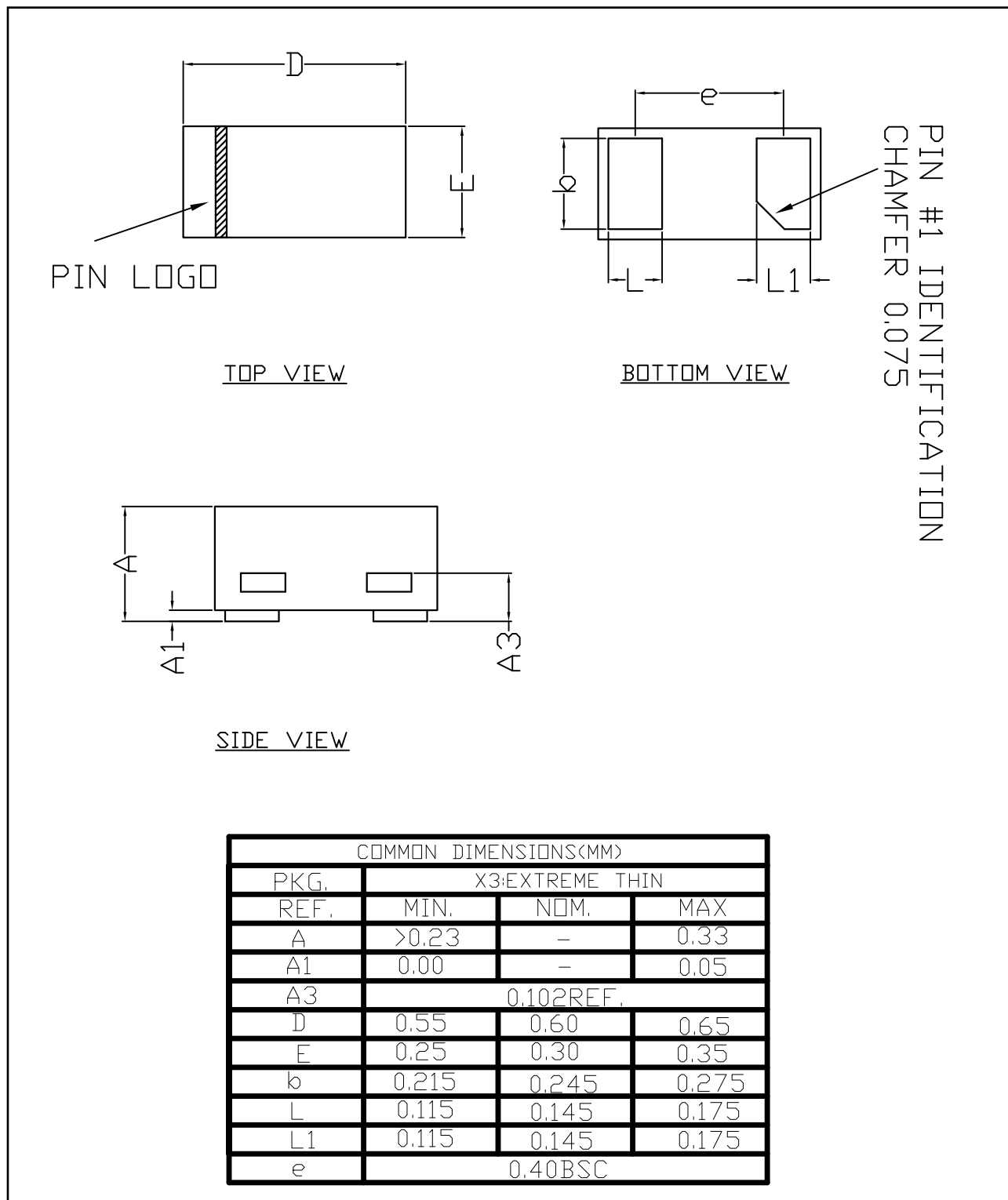
Assembly Parameter	Recommendation
Solder Stencil Design	Laser cut, Electro-polished
Aperture shape	Rectangular with rounded corners
Solder Stencil Thickness	0.100 mm (0.004")
Solder Paste Type	Type 4 size sphere or smaller
Solder Reflow Profile	Per JEDEC J-STD-020
PCB Solder Pad Design	Non-Solder mask defined
PCB Pad Finish	OSP OR NiAu

Recommended Mounting Pattern



Package Outline

- DFN0603-2L package
- 2 leads
- MSL-1



X-ON Electronics

Largest Supplier of Electrical and Electronic Components

Click to view similar products for [ESD Suppressors / TVS Diodes](#) category:

Click to view products by [Shenzhen JingYang](#) manufacturer:

Other Similar products are found below :

[60KS200C](#) [D18V0L1B2LP-7B](#) [D5V0F4U5P5-7](#) [NTE4902](#) [P4KE27CA](#) [P6KE11CA](#) [P6KE8.2A](#) [SA60CA](#) [SA64CA](#) [SMBJ12CATR](#)
[SMBJ33CATR](#) [SMBJ6.5A](#) [SMBJ8.0A](#) [ESD101-B1-02ELS E6327](#) [ESD112-B1-02EL E6327](#) [ESD7451N2T5G](#) [19180-510](#) [CPDT-5V0USP-](#)
[HF](#) [3.0SMCJ33CA-F](#) [3.0SMCJ36A-F](#) [HSPC16701B02TP](#) [JANTX1N6126A](#) [D3V3Q1B2DLP3-7](#) [D55V0M1B2WS-7](#) [SCM1293A-04SO](#)
[ESD200-B1-CSP0201 E6327](#) [SM12-7](#) [CEN955 W/DATA](#) [VESD12A1A-HD1-GS08](#) [CPDQC5V0-HF](#) [D1213A-01LP4-7B](#) [ESD101-B1-02EL](#)
[E6327](#) [AOZ8808DI-03](#) [5KP15A](#) [5KP48A](#) [5KP90A](#) [ESD3V3D7-TP](#) [15KPA36A-LF](#) [P4KE56CA](#) [P4KE68A](#) [P4KE91CATR](#) [P6KE120A](#)
[P6KE13CA](#) [P6KE43CA](#) [P6KE6.8CA](#) [P6KE8.2](#) [P6SMBJ20CA](#) [JANTX1N6072A](#) [SR2835ESKG](#) [SA90CA](#)