

## Features

- Transient protection for high-speed data lines
 

IEC61000-4-2 (ESD)	±8kV (Air)
	±8kV (Contact)
IEC61000-4-5 (Lightning)	5.5A (8/20µs)
- Small package saves board space
- Protects one I/O line (bidirectional)
- Low capacitance: 0.27pF@0V (Typical) (I/O-I/O)
- Low leakage current: 10nA @  $V_{RWM}$ (Maximum)
- Low clamping voltage
- Each I/O pin can withstand over 1000 ESD strikes for ±8kV contact discharge
- Those with A meet the AEC-Q101 standard

## Description

TTA0541SAX is an ultra-low capacitance Transient Voltage Suppressor (TVS) designed to provide electrostatic discharge (ESD) protection for high-speed data interfaces. With typical capacitance of 0.27pF only, it is designed to protect parasitic-sensitive systems against over-voltage and over-current transient events.

The TTA0541SAX comes in a RoHS compliant and Halogen Free 0.6mm x 0.3mm x 0.3mm DFN 0603-2L package.

## Applications

- Portable applications
- Communication systems
- Computers and peripherals
- High speed data lines:
  - USB 2.0/3.0/3.1(Gen 1)
  - eSATA
  - DisplayPort

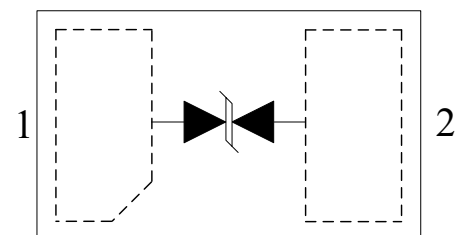
## Mechanical Characteristics

- Package: DFN0603-2L
- Marking: Part number
- Packaging: Tape and Reel
- ROHS compliant

## Circuit Diagram



## Pin Configuration

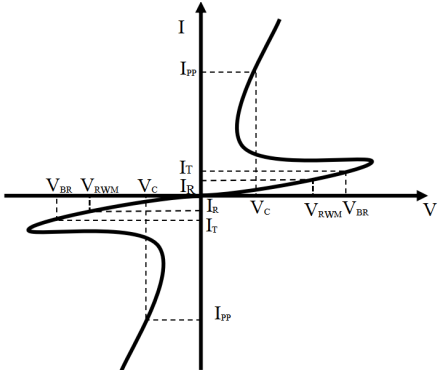


DFN0603-2L  
(Top View)

## Absolute Maximum Rating

Symbol	Parameter	Value	Units
$I_{PP}$	Peak Pulse Current (8/20 $\mu$ s)	5.5	A
$P_{PK}$	Peak Pulse Power (8/20 $\mu$ s)	26	W
$V_{ESD}$	ESD per IEC61000-4-2 (Air) ESD per IEC61000-4-2 (Contact)	$\pm 8$ $\pm 8$	kV
$T_{OPT}$	Operating Temperature	-55/+125	°C
$T_{STG}$	Storage Temperature	-55/+150	°C

## Electrical Characteristics (T = 25°C)

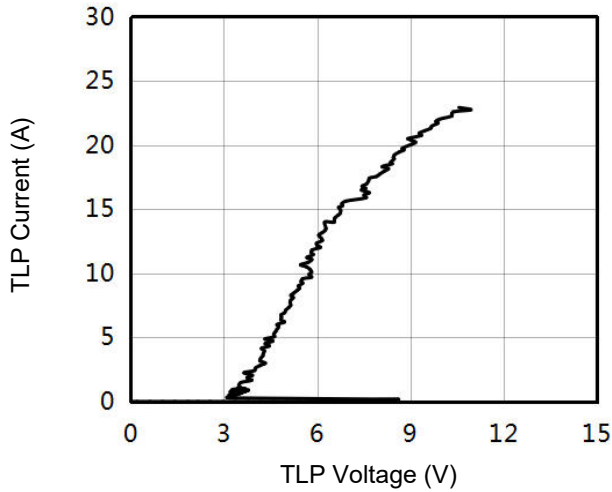
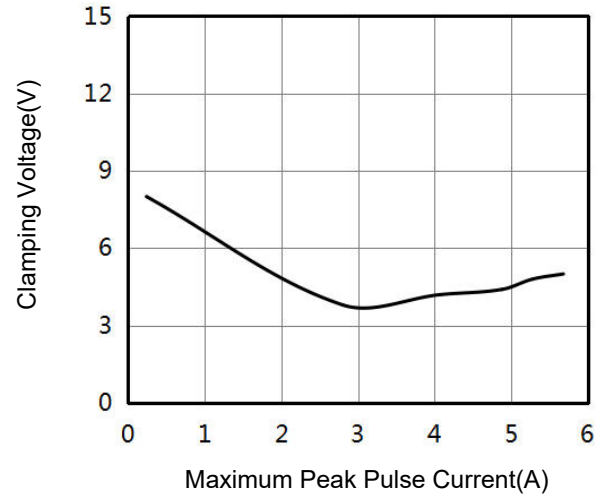
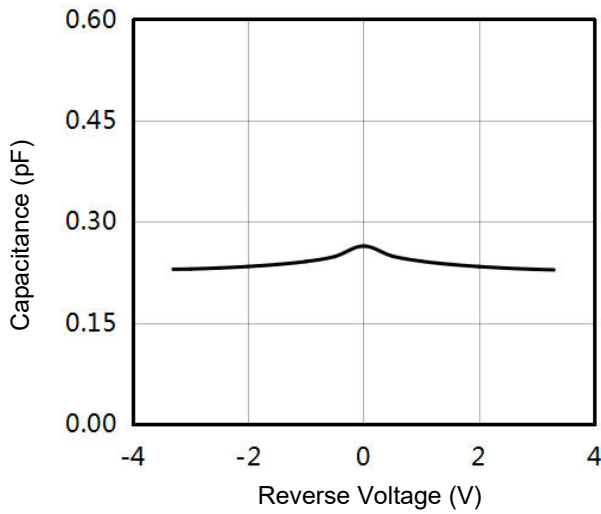
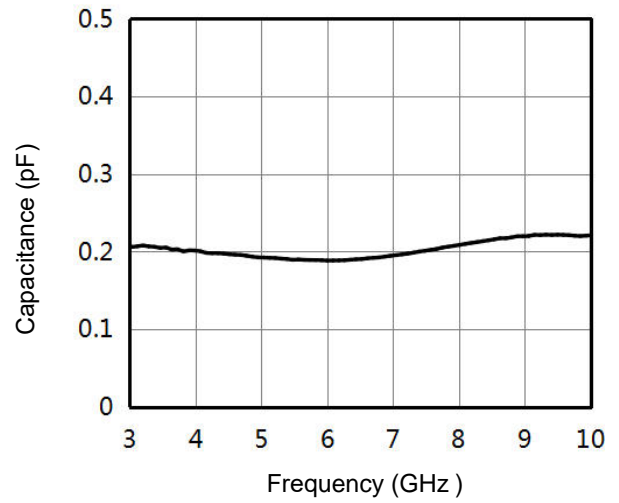
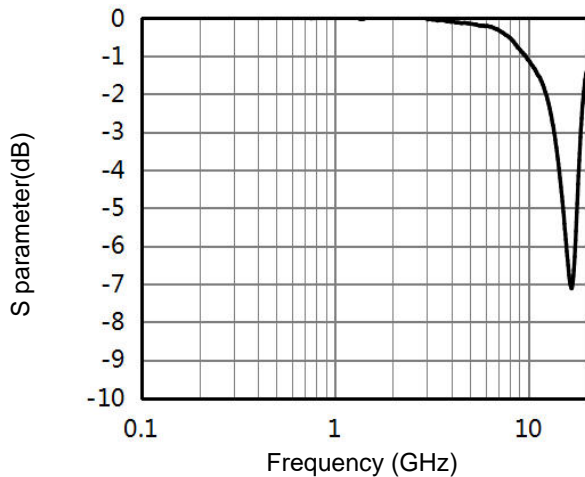
Symbol	Parameter	Diagram
$V_{RWM}$	Nominal Reverse Working Voltage	
$I_R$	Reverse Leakage Current @ $V_{RWM}$	
$V_{BR}$	Reverse Breakdown Voltage @ $I_T$	
$I_T$	Test Current for Reverse Breakdown	
$V_C$	Clamping Voltage @ $I_{PP}$	
$I_{PP}$	Maximum Peak Pulse Current	
$C_{ESD}$	Parasitic Capacitance	
$R_{dyn}$	Dynamic Resistance	
$\alpha_{IL}$	Insertion Loss	

Symbol	Test Condition	Minimum	Typical	Maximum	Units
$V_{RWM}$				5.0	V
$I_R$	$V_{RWM} = 5.0V, T = 25^\circ C$		1	10	nA
$V_{BR}$	$I_T = 1mA$	6.0	8.2		V
$V_C$	$I_{PP} = 5.5A, t_p = 8/20\mu s$		5.2		V
$V_C$	$I_{PP} = 8.0A, t_p = 100ns^{(1)}$		5.3		V
	$I_{PP} = 16.0A, t_p = 100ns^{(1)}$		7.5		V
$R_{dyn}$	$I_{PP} = 12.0A, t_p = 100ns^{(1)}$		0.27		$\Omega$

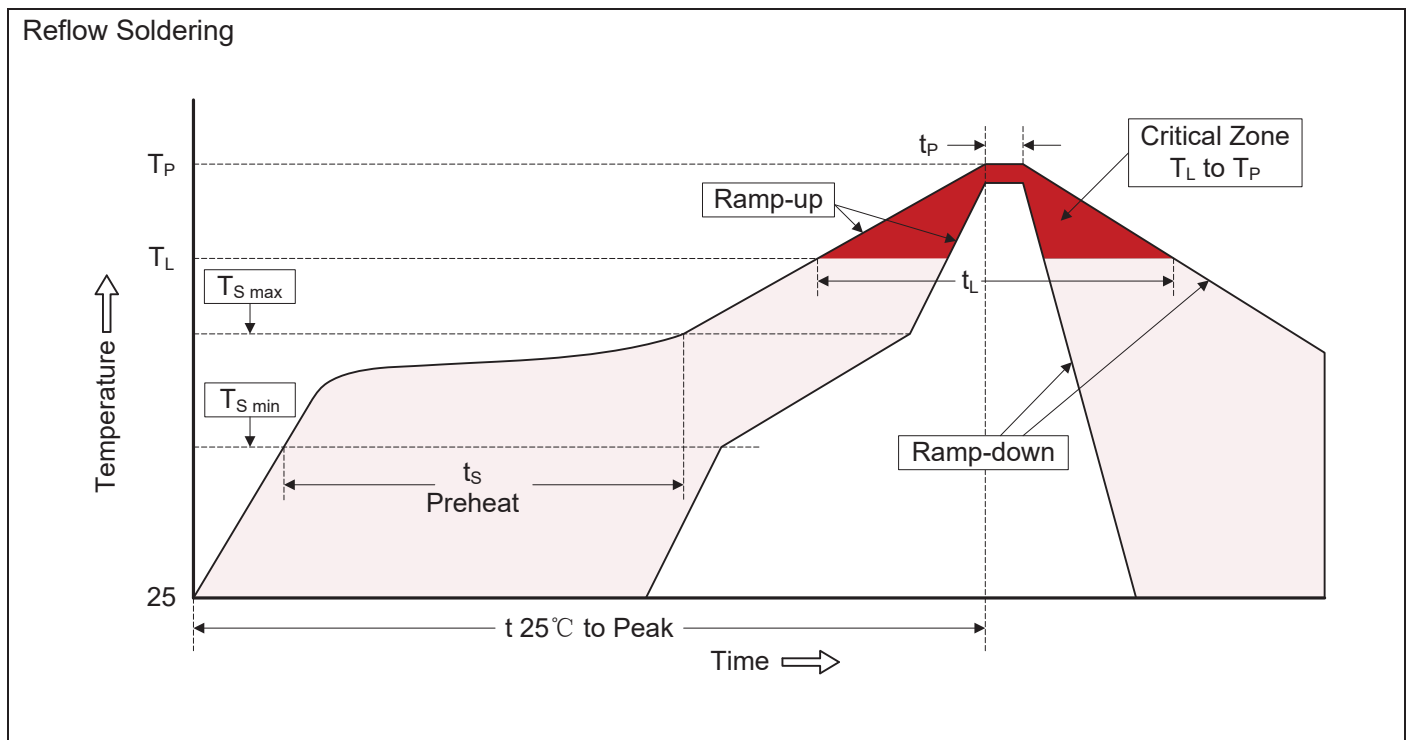
Notes:(1)Measurements performed using a 100ns Transmission Line Pulse(TLP) system.

Symbol	Test Condition	Minimum	Typical	Maximum	Units
$C_{ESD}$	$V_R = 0V, f = 1MHz$		0.27		pF
	$V_R = 0V, f = 5GHz$		0.20		pF
$\alpha_{IL}$	$f = 5GHz$		-0.15		dB
	$f = 10GHz$		-1.1		dB

## Typical Performance Characteristics

**TLP Measurement of I/O to I/O**

**8/20us Current of I/O to I/O**

**Capacitance vs Reverse Voltage of I/O to I/O**

**Capacitance vs Frequency of I/O to I/O**

**Insertion loss**


## Recommended Soldering Conditions

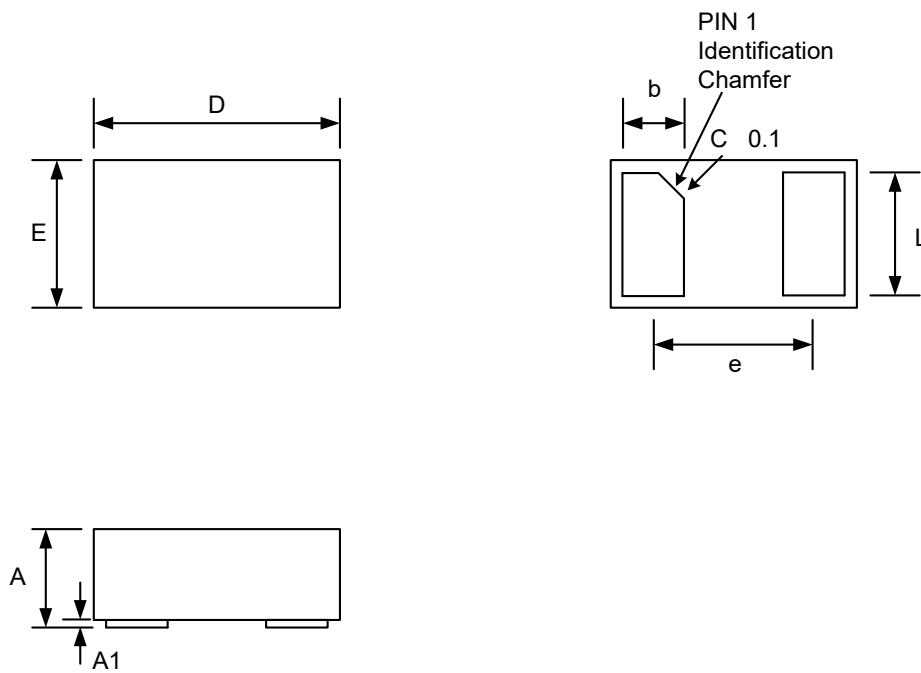


### Recommended Conditions

Profile Feature	Pb-Free Assembly
Average ramp-up rate ( $T_L$ to $T_P$ )	3°C/second max.
Preheat -Temperature Min ( $T_{S\ min}$ ) -Temperature Max ( $T_{S\ max}$ ) -Time (min to max) ( $t_s$ )	150°C 200°C 60-180 seconds
$T_{S\ max}$ to $T_L$ -Ramp-up Rate	3°C/second max.
Time maintained above: -Temperature ( $T_L$ ) -Time ( $t_L$ )	217°C 60-150 seconds
Peak Temperature ( $T_P$ )	260°C
Time within 5°C of actual Peak Temperature ( $t_P$ )	20-40 seconds
Ramp-down Rate	6°C/second max.
Time 25°C to Peak Temperature	8 minutes max.

## Package Outline

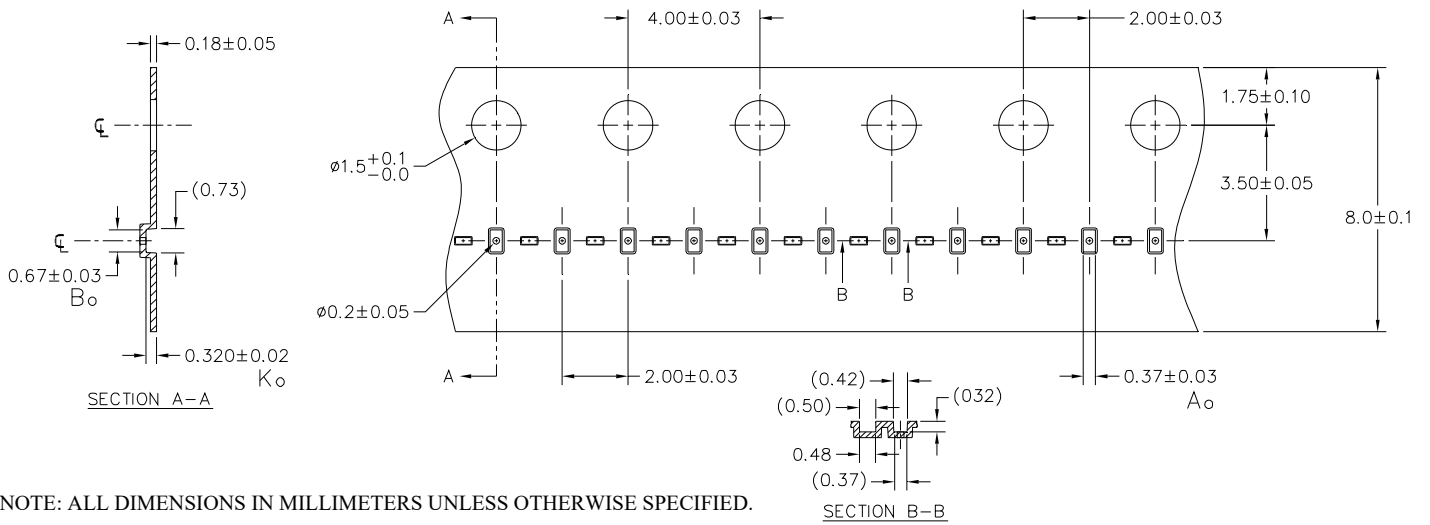
- ❑ DFN0603-2L package
- ❑ 2 leads, very small package
- ❑ MSL-1



Package Dimensions (Controlling dimensions are in millimeters)

Symbol	Dimensions In Millimeters		Dimensions In Inches	
	Minimum	Maximum	Minimum	Maximum
A	0.270	0.330	0.011	0.013
A1	0.000	0.050	0.000	0.002
D	0.600	0.640	0.023	0.025
E	0.300	0.340	0.011	0.013
b	0.115	0.175	0.005	0.007
e	0.400 BSC		0.016 BSC	
L	0.215	0.275	0.008	0.011

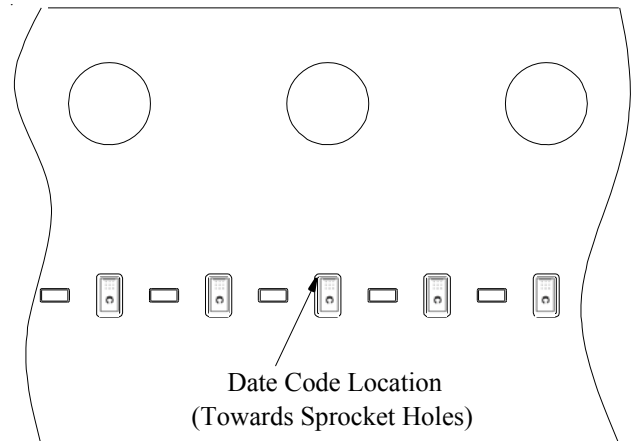
## Carries Tape Specification




### Device Orientation in Tape

A0	B0	K0
0.37 +/-0.03	0.67 +/-0.03	0.32 +/-0.02 mm

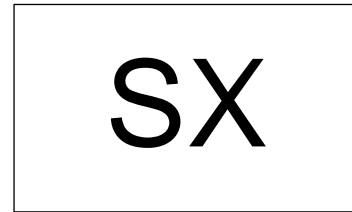
Note: All dimensions in mm unless otherwise specified



## Marking Codes



OR



**Note:**

- (1) "S" is part number.
- (2) "X" is the internal code.

**Note:**

- (1) "S" is part number.
- (2) "X" is the internal code.

## Ordering Information

Part Number	Working Voltage	Quantity Per Reel	Reel Size
TTA0541SAX	5.0V	10,000	7Inch



## X-ON Electronics

Largest Supplier of Electrical and Electronic Components

*Click to view similar products for [ESD Suppressors / TVS Diodes](#) category:*

*Click to view products by [Shenzhen JingYang](#) manufacturer:*

Other Similar products are found below :

[60KS200C](#) [D18V0L1B2LP-7B](#) [D5V0F4U5P5-7](#) [NTE4902](#) [P4KE27CA](#) [P6KE11CA](#) [P6KE8.2A](#) [SA60CA](#) [SA64CA](#) [SMBJ12CATR](#)  
[SMBJ33CATR](#) [SMBJ6.5A](#) [SMBJ8.0A](#) [ESD101-B1-02ELS](#) [E6327](#) [ESD112-B1-02EL](#) [E6327](#) [ESD7451N2T5G](#) [19180-510](#) [CPDT-5V0USP-](#)  
[HF](#) [3.0SMCJ33CA-F](#) [3.0SMCJ36A-F](#) [HSPC16701B02TP](#) [JANTX1N6126A](#) [D3V3Q1B2DLP3-7](#) [D55V0M1B2WS-7](#) [SCM1293A-04SO](#)  
[ESD200-B1-CSP0201](#) [E6327](#) [SM12-7](#) [CEN955](#) [W/DATA](#) [VESD12A1A-HD1-GS08](#) [CPDQC5V0-HF](#) [D1213A-01LP4-7B](#) [ESD101-B1-02EL](#)  
[E6327](#) [AOZ8808DI-03](#) [5KP15A](#) [5KP48A](#) [5KP90A](#) [ESD3V3D7-TP](#) [15KPA36A-LF](#) [P4KE56CA](#) [P4KE68A](#) [P4KE91CATR](#) [P6KE120A](#)  
[P6KE13CA](#) [P6KE43CA](#) [P6KE6.8CA](#) [P6KE8.2](#) [P6SMBJ20CA](#) [JANTX1N6072A](#) [SR2835ESKG](#) [SA90CA](#)