



南京时恒电子科技有限公司

# 规格承认书

## APPROVAL SHEET

客户名称:

CUSTOMER \_\_\_\_\_

产品名称:

PART NAME

热敏电阻规格书

产品规格:

PART NUMBER

CMFB 103F3950

日期:

DATE

2021年8月20日

确 认

CONFIRM

客户

品保部: \_\_\_\_\_

制造部: \_\_\_\_\_

工程部: \_\_\_\_\_

供货商/制造商

规格书制作: 鞠晓丽

业务员审核: \_\_\_\_\_

技术部审核: 程鹏

品质部审核: 李昕媛

南京时恒电子科技有限公司

地址: 南京市江宁区湖熟镇金阳路 18 号

TEL: 025-52121868

Http:// [www.shiheng.com.cn](http://www.shiheng.com.cn)

邮编: 211121

FAX: 025-52122373

[E-MAILsales@shiheng.com.cn](mailto:E-MAILsales@shiheng.com.cn)



## 1 外形尺寸 Shape and Dimensions

- 尺寸：见图 1 和表 1
- PCB 焊盘：见图 2 和表 1

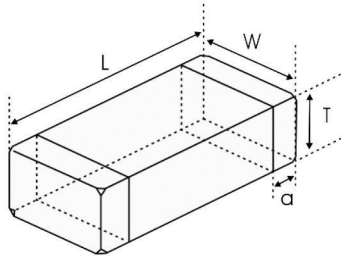


图 1 Fig.1

Dimensions: See Fig.1 and Table 1.

Recommended PCB pattern for reflow soldering: See Fig.2 and Table 1.

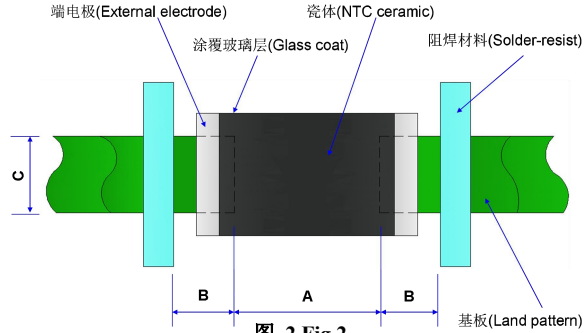


图 2 Fig.2

表 1 (Table 1)

单位 unit: inch[mm]

类别 Type	L	W	T	a	A	B	C
B [0805]	0.079±0.008 [2.0±0.2]	0.049±0.008 [1.25±0.2]	0.033±0.008 [0.85±0.2]	0.020±0.012 [0.5±0.3]	[1.0-1.1]	[0.6-0.7]	[1.0-1.2]

## 2 产品标识 (料号) Product Identification(Part Number)

CMF    B    103    F    3950  
①        ②        ③        ④        ⑤

①类别 Type	Type
CMF	片式NTC 热敏电阻器 Chip NTC Thermistor

② 外形尺寸(mm) External Dimensions (L×W)	
0201[A]	0.6×0.3
X[0402]	1.0×0.5
A[0603]	1.6×0.8
B[0805]	2.0×1.2


③25℃的零功率电阻 Nominal Zero-Power Resistance	
222	2.2kΩ
103	10kΩ
104	100kΩ

④电阻值公差 Tolerance of Resistance	
F	±1%
G	±2%
H	±3%
J	±5%

⑤B 值常数 B Constant	
3380	3380K
3950	3950K
4250	4250K

## 3 电气特性 Electrical Characteristics

型号 Part No	电阻值 Resistance (25℃) (kΩ)	B 常数B Constant (25/50℃) (K)	B 常数B Constant (25/85℃) (K)	允许工作电流 Permissible Operating Current (25℃) (mA)	耗散系数 Dissipation Factor (mW/℃)	热时间常数 Thermal Time Constant (s)	额定功率 Rated Electric Power(25℃) (mW)	工作温度 Operating ambient temperature (℃)
CMFB 103F3950	10	3950	3987	0.44	1.0	<5	100	-40~+125

## 4 检验和测试程序 测试条件

如无特别规定，检验和测试的标准大气环境条件如下：

a. 环境温度：20±15℃；

- b. 相对湿度: 65±20%;  
c. 气压: 86 kPa~106 kPa

如果对测试结果有异议, 则在下述条件下测试:

- a. 环境温度: 20±2℃;  
b. 相对湿度: 65±5%RH;  
c. 气压: 86kPa ~ 106kPa

### 检查设备

外观检查: 20 倍放大镜;

阻值检查: 热敏电阻测试仪

## 4 Test and Measurement Procedures

### Test Conditions

## 5 电性测试 Electrical Test

Unless otherwise specified, the standard atmospheric conditions for measurement/test as:

- a. Ambient Temperature: 20±15℃  
b. Relative Humidity: 65±20%  
c. Air Pressure: 86kPa to 106kPa

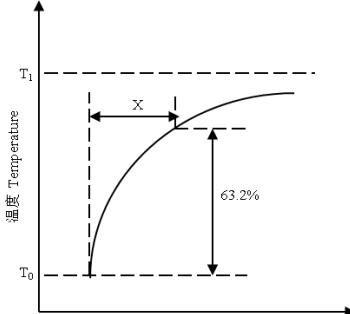
If any doubt on the results, measurements/tests should be made within the following limits:

- a. Ambient Temperature: 20±2℃  
b. Relative Humidity: 65±5%  
c. Air Pressure: 86kPa to 106kPa

### Inspection Equipment

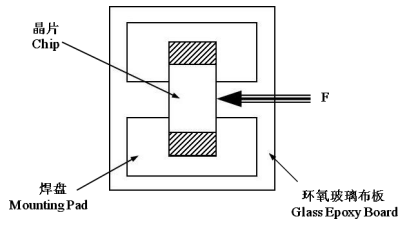
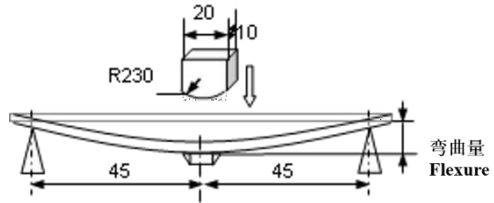
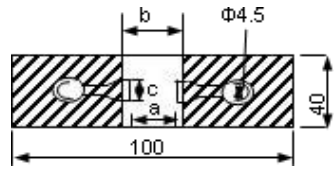
Visual Examination: 20×magnifier

Resistance value test: Thermistor resistance tester

序号 No.	项目 Items	测试方法及备注 Test Methods and Remarks
1	25℃ 零功率电阻值 Nominal Zero-Power Resistance at 25℃ (R25)	环境温度 Ambient temperature: 25±0.2℃ 测试功率 Measuring electric power: ≤0.1mW
2	B 值常数 Nominal B Constant	分别在环境温度 25±0.2℃, 50±0.2℃ 或 85±0.2℃ 下测量电阻值。 Measure the resistance at the ambient temperature of 25±0.2℃, 50±0.2℃ or 85±0.2℃. $B(25-50^{\circ}\text{C}) = \frac{\ln R_{25} - \ln R_{50}}{\frac{1}{T_{25}} - \frac{1}{T_{50}}}$ $B(25-85^{\circ}\text{C}) = \frac{\ln R_{25} - \ln R_{85}}{\frac{1}{T_{25}} - \frac{1}{T_{85}}}$ T: 绝对温度 (K) Absolute temperature (K)
3	热时间常数 Thermal Time Constant	在零功率条件下, 当热敏电阻的环境温度发生急剧变化时, 热敏电阻元件产生最初温度 T <sub>0</sub> 与最终温度 T <sub>1</sub> 两者温度差的 63.2% 的温度变化所需要的时间, 通常以秒(S)表示。 The total time for the temperature of the thermistor to change by 63.2% of the difference from ambient temperature T <sub>0</sub> (°C) to T <sub>1</sub> (°C) by the drastic change of the power applied to thermistor from Non-zero Power to Zero-Power state, normally expressed in second(S). 

4	耗散系数 Dissipation Factor	在一定环境温度下，NTC 热敏电阻通过自身发热使其温度升高 1℃时所需要的功率，通常以 mW/℃表示。可由下面公式计算： The required power which makes the NTC thermistor body temperature raise 1 °C through self-heated, normally expressed in milliwatts per degree Celsius (mW/ °C). It can be calculated by the following formula: $\delta = \frac{W}{T-T_0}$
5	额定功率 Rated Power	在环境温度 25℃下因自身发热使表面温度升高 100℃所需要的功率。 The necessary electric power makes thermistor's temperature rise 100°C by self-heating at ambient temperature 25°C.
6	允许工作电流 Permissible operating current	在静止空气中通过自身发热使其升温为 1℃的电流。 The current that keep body temperature of chip NTC on the PC board in still air rising 1°C by self-heating.

## 5 信赖性试验 Reliability Test

项目 Items	测试标准 Standard	测试方法及备注 Test Methods and Remarks	要求 Requirements																				
端头附着力 Terminal Strength	IEC 60068-2-21	① 将晶片焊接在测试基板上（如右图所示的环氧玻璃布板），按箭头所示方向施加作用力； Solder the chip to the testing jig (glass epoxy board shown in the right) using eutectic solder. Then apply a force in the direction of the arrow. ② 0201、X 和 A 系列施加 5N 的作用力，B 系列产品施加 10N 的作用力； 5N force for 0201, X and A series, 10N force for B series. ③ 保持时间 Duration: 10±1s	端电极无脱落且瓷体无损伤。 No removal or split of the termination or other defects shall occur. 																				
抗弯强度 Resistance to Flexure	IEC 60068-2-21	① 将晶片焊接在测试基板上（如右图所示的环氧玻璃布板），按下图箭头所示方向施加作用力； Solder the chip to the test jig (glass epoxy board shown in the right) using a eutectic solder. Then apply a force in the direction shown as follow; ② 弯曲变形量 Flexure 0201: 1mm X, A, B: 2mm ③ 施压速度 Pressurizing Speed: <0.5mm/s; ④ 保持时间 Duration: 10s 	① 无外观损伤。 No visible damage. ② 试验前后 R25 的变化率: ±5%以内； R25 variation: within ±5% 单位 unit: mm <table border="1" data-bbox="1109 1377 1476 1601"> <thead> <tr> <th>类型 Type</th> <th>a</th> <th>b</th> <th>c</th> </tr> </thead> <tbody> <tr> <td>0201</td> <td>0.25</td> <td>0.3</td> <td>0.3</td> </tr> <tr> <td>X</td> <td>0.4</td> <td>1.5</td> <td>0.5</td> </tr> <tr> <td>A</td> <td>1.0</td> <td>3.0</td> <td>1.2</td> </tr> <tr> <td>B</td> <td>1.2</td> <td>4.0</td> <td>1.65</td> </tr> </tbody> </table> 	类型 Type	a	b	c	0201	0.25	0.3	0.3	X	0.4	1.5	0.5	A	1.0	3.0	1.2	B	1.2	4.0	1.65
类型 Type	a	b	c																				
0201	0.25	0.3	0.3																				
X	0.4	1.5	0.5																				
A	1.0	3.0	1.2																				
B	1.2	4.0	1.65																				

振动 Vibration	IEC 60068-2-80	① 将晶片焊接在测试基板上（如右图所示的环氧玻璃布板）； Solder the chip to the testing jig (glass epoxy board shown in the left) using eutectic solder. ② 晶片以全振幅为 1.5mm 进行振动，频率范围为 10Hz ~ 55 Hz； The chip shall be subjected to a simple harmonic motion having total amplitude of 1.5mm, the frequency being varied uniformly between the approximate limits of 10 and 55 Hz. ③ 振动频率按 10Hz→55Hz→10Hz 循环，周期为 1 分钟，在空间三个互相垂直的方向上各振动 2 小时（共 6 小时）。 The frequency ranges from 10 to 55 Hz and return to 10 Hz shall be traversed in approximately 1 minute. This motion shall be applied for a period of 2 hours in each 3 mutually perpendicular directions (total of 6 hours).	无外观损伤。 No visible damage. 															
坠落 Dropping	IEC 60068-2-32	从 1m 的高度让晶片自由坠落至水泥地面 10 次。 Drop a chip 10 times on a concrete floor from a height of 1 meter.	无外观损伤。 No visible damage.															
可焊性 Solderability	IEC 60068-2-58	① 焊接温度 Solder temperature: 245±5℃. ② 浸渍时间 Duration: 3±0.3s. ③ 焊锡成分 Solder: Sn/3.0Ag/0.5Cu. ④ 助焊剂 Flux: (重量比) 25%松香和 75%酒精 25% Resin and 75% ethanol in weight.	① 无外观损伤； No visible damage. ② 元件端电极的焊锡覆盖率不小于 95%。 Wetting shall exceed 95% coverage.															
耐焊性 Resistance to Soldering Heat	IEC 60068-2-58	① 焊接温度 Solder temperature: 260±5℃. ② 浸渍时间 Duration: 10±1s. ③ 焊锡成分 Solder: Sn/3.0Ag/0.5Cu. ④ 助焊剂 Flux: (重量比) 25%松香和 75%酒精 25% Resin and 75% ethanol in weight. ⑤ 试验后标准条件下放置 1~2 小时后测量。 The chip shall be stabilized at normal condition for 1~2 hours before measuring.	① 无外观损伤； No visible damage. ② 试验前后 R25 的变化率：±3%以内； R25 variation: within ±3% ③ 试验前后 B 值的变化率：±2%以内。 B constant variation: within ±2%															
温度周期 Temperature cycling	IEC 60068-2-14	① 无负载于下表所示的环境条件下重复 5 次。 5 cycles of following sequence without loading. <table border="1" data-bbox="475 1406 1023 1597"> <thead> <tr> <th>步骤 Step</th> <th>温度 Temperature</th> <th>时间 Time</th> </tr> </thead> <tbody> <tr> <td>1</td> <td>-40±5℃</td> <td>30±3min</td> </tr> <tr> <td>2</td> <td>25±2℃</td> <td>5±3min</td> </tr> <tr> <td>3</td> <td>125±2℃</td> <td>30±3min</td> </tr> <tr> <td>4</td> <td>25±2℃</td> <td>5±3min</td> </tr> </tbody> </table> ② 试验后标准条件下放置 1~2 小时后测量。 The chip shall be stabilized at normal condition for 1~2 hours before measuring.	步骤 Step	温度 Temperature	时间 Time	1	-40±5℃	30±3min	2	25±2℃	5±3min	3	125±2℃	30±3min	4	25±2℃	5±3min	① 无外观损伤； No visible damage. ② 试验前后 R25 的变化率：±3%以内； R25 variation: within ±3% ③ 试验前后 B 值的变化率：±2%以内。 B constant variation: within ±2%
步骤 Step	温度 Temperature	时间 Time																
1	-40±5℃	30±3min																
2	25±2℃	5±3min																
3	125±2℃	30±3min																
4	25±2℃	5±3min																
高温存放 Resistance to dry heat	IEC 60068-2-2	① 在 125±5℃空气中，无负载放置 1000±24 小时。 125±5℃ in air, for 1000±24 hours without loading. ② 试验后标准条件下放置 1~2 小时后测量。 The chip shall be stabilized at normal condition for 1~2 hours before measuring.	① 无外观损伤； No visible damage. ② 试验前后 R25 的变化率：±5%以内； R25 variation: within ±5% ③ 试验前后 B 值的变化率：±2%以内。 B constant variation: within ±2%															

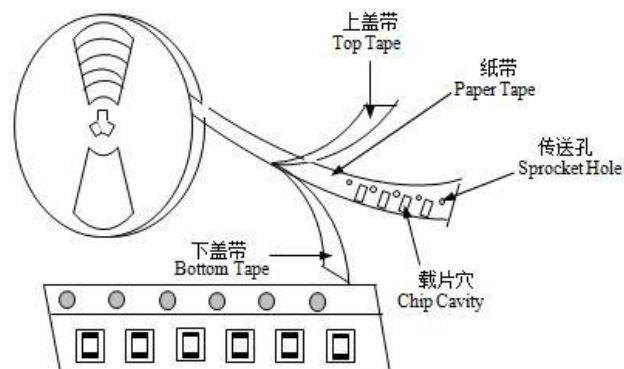
低温存放 Resistance to cold	IEC 60068-2-1	① 在 $-40\pm 3^{\circ}\text{C}$ 空气中, 无负载放置 $1000\pm 24$ 小时。 $-40\pm 3^{\circ}\text{C}$ in air, for $1000\pm 24$ hours without loading. ② 试验后标准条件下放置 1~2 小时后测量。 The chip shall be stabilized at normal condition for 1~2 hours before measuring.	① 无外观损伤; No visible damage. ② 试验前后 R25 的变化率: $\pm 5\%$ 以内; R25 variation: within $\pm 5\%$ ③ 试验前后 B 值的变化率: $\pm 2\%$ 以内。 B constant variation: within $\pm 2\%$
湿热存放 Resistance to damp heat	IEC 60068-2-78	① 在 $40\pm 2^{\circ}\text{C}$ , 相对湿度 90~95% 空气中, 无负载放置 $1000\pm 24$ 小时。 $40\pm 2^{\circ}\text{C}$ , 90~95%RH in air, for $1000\pm 24$ hours without loading. ② 试验后标准条件下放置 1~2 小时后测量。 The chip shall be stabilized at normal condition for 1~2 hours before measuring.	① 无外观损伤; No visible damage. ② 试验前后 R25 的变化率: $\pm 3\%$ 以内; R25 variation: within $\pm 3\%$ ③ 试验前后 B 值的变化率: $\pm 2\%$ 以内。 B constant variation: within $\pm 2\%$
高温负荷 Resistance to high temperature load	IEC 60539-1 5.25.4	① 在 $85\pm 2^{\circ}\text{C}$ 空气中, 施加允许工作电流 $1000\pm 48$ 小时。 $85\pm 2^{\circ}\text{C}$ in air with permissive operating current for $1000\pm 48$ hours ② 试验后标准条件下放置 1~2 小时后测量。 The chip shall be stabilized at normal condition for 1~2 hours before measuring.	① 无外观损伤; No visible damage. ② 试验前后 R25 的变化率: $\pm 5\%$ 以内; R25 variation: within $\pm 5\%$ ③ 试验前后 B 值的变化率: $\pm 2\%$ 以内。 B constant variation: within $\pm 2\%$

## 6 编带和储存 Taping & Storage

### 编带 Taping

类型 Type	0201	X	A	B
编带厚度 Tape thickness(mm)	$0.5\pm 0.15$	$0.5\pm 0.15$	$0.8\pm 0.15$	$0.85\pm 0.2$
编带材质 Tape material	纸带 Paper Tape			
每盘数量 Quantity per Reel	15K	10K	4K	4K

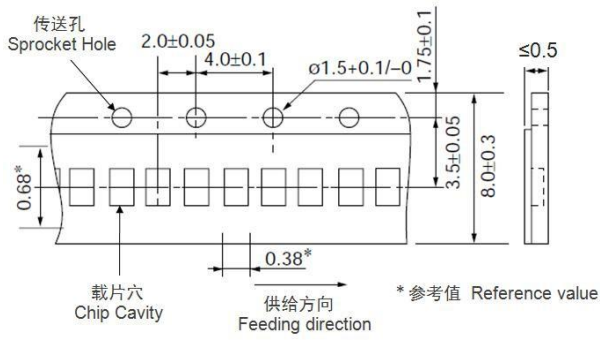
#### (1) 编带图 Taping Drawings



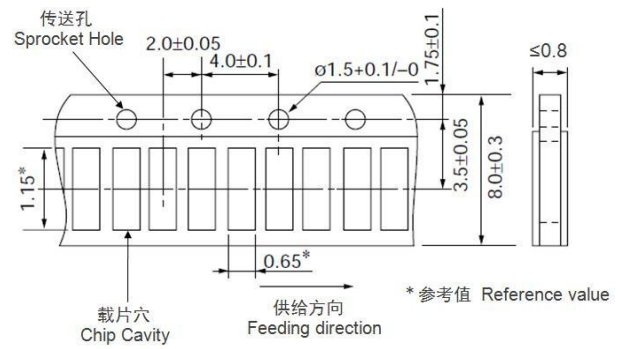
#### (2) 纸带尺寸 Paper Tape Dimensions

(单位 Unit: mm)

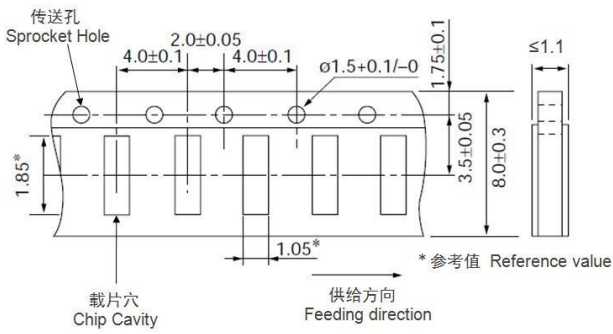
CMF0201 系列 CMF0201 series



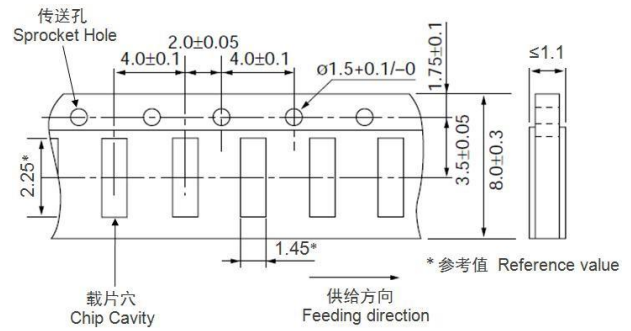
CMFX 系列 CMFX series



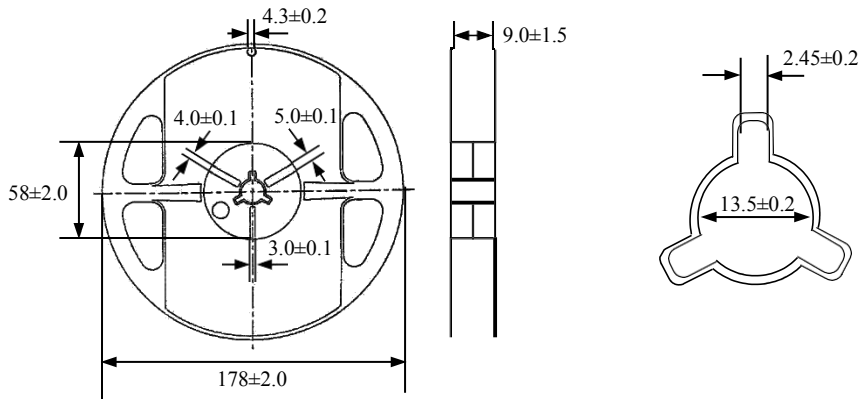
CMFA 系列 CMFA series



CMFB 系列 CMFB series



## (3) 卷盘尺寸 Reel Dimensions(单位 Unit: mm)



## 7 储存

## • 储存条件

a. 储存温度: -10°C ~ 40°C

b. 相对湿度: ≤75%RH

c. 避免接触粉尘、腐蚀性气氛和阳光

- **储存期限：6个月**

## 8 注意事项

- CMF 系列热敏电阻不可在以下条件下工作或储存：
  - (1) 腐蚀性气体或还原性气体  
(氯气、硫化氢气体、氨气、硫酸气体、一氧化氮等)。
  - (2) 挥发性或易燃性气体
  - (3) 多尘条件
  - (4) 高压或低压条件
  - (5) 潮湿场所
  - (6) 存在盐水、油、化学液体或有机溶剂的场所
  - (7) 强烈振动
  - (8) 存在类似有害条件的其他场所
- CMF 系列热敏电阻的陶瓷属于易碎材料，使用时不可施加过大压力或冲击。
- CMF 系列热敏电阻不可在超过目录规定的温度范围情况下工作。

## 7 Storage

### • Storage Conditions

- a. Storage Temperature:  $-10^{\circ}\text{C} \sim 40^{\circ}\text{C}$

- b. Relative Humidity:  $\leq 75\%RH$

- c. Keep away from corrosive atmosphere and sunlight.

### • Period of Storage: 6 Months

## 8 Notes & Warnings

- The CMF series thermistors shall not be operated and stored under the following environmental condition:
  - (1) Corrosive or deoxidized atmospheres  
(such as chlorine, sulfurated hydrogen, ammonia, sulfuric acid, nitric oxide and so on)
  - (2) Volatile or inflammable atmospheres
  - (3) Dusty condition
  - (4) Excessive high or low pressure condition
  - (5) Humid site
  - (6) Places with brine, oil, chemical liquid or organic solvent
  - (7) Intense vibration
  - (8) Places with analogously deleterious conditions
- The ceramic body of the CMF series thermistors is fragile, no excessive pressure or impact shall be exerted on it.
- The CMF series thermistors shall not be operated beyond the specified "Operating Temperature Range" in the catalog.



## 9 建议焊接条件

### • 回流焊

温升 1~2°C/sec.

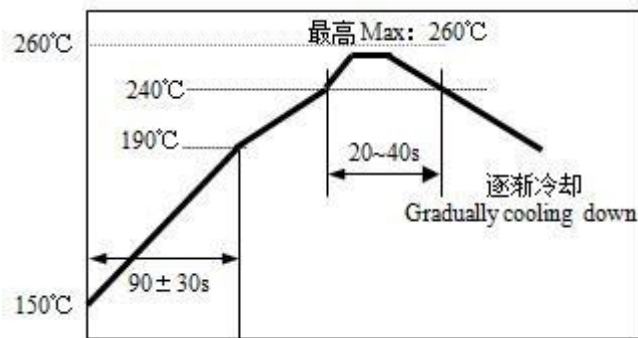
预热：150~190°C/90±30 sec.

大于 240°C时间：20~40sec

峰值温度：最高 260°C/10 sec.

焊锡：Sn/3.0Ag/0.5Cu

回流焊：最多 2 次



### • 手工焊

烙铁功率：最大 30W

预热：150°C/60 sec.

烙铁头温度：最高 350°C

焊接时间：最多 3sec.

焊锡：Sn/3.0Ag/0.5Cu

手工焊：最多 1 次

[注：不要使烙铁头接触到端头]

## 9 Recommended Soldering Technologies

### • Re-flowing Profile

1~2 °C/sec. Ramp

Pre-heating: 150~190°C/90±30 sec.

Time above 240°C: 20~40 sec.

Peak temperature: 260°C Max./10 sec.

Solder paste: Sn/3.0Ag/0.5Cu

Max.2 times for re-flowing.

### • Iron Soldering Profile

Iron soldering power: Max.30W

Pre-heating: 150°C/60 sec.

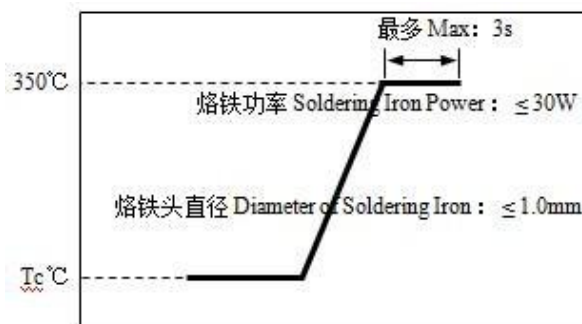
Soldering Tip temperature: 350°C Max.

Soldering time: 3 sec Max.

Solder paste: Sn/3.0Ag/0.5Cu

Max.1 times for iron soldering

[Note: Take care not to apply the tip of the soldering iron to the terminal electrodes.]



## 10 R-T 表 R-T table

## CMFBX103F3950FB

温度 Temp. (°C)	R 最小值 R_Min (Kohm)	R 中心值 R_Cent (Kohm)	R 最大值 R_Max (Kohm)	阻值公差 Res TOL.	温度公差 Temp. TOL.(°C)
-40	329.927	345.275	361.300	4.64%	0.67
-39	308.651	322.791	337.545	4.57%	0.66
-38	288.892	301.925	315.514	4.50%	0.66
-37	270.532	282.549	295.071	4.43%	0.65
-36	253.464	264.549	276.091	4.36%	0.65
-35	237.587	247.816	258.459	4.29%	0.64
-34	222.812	232.254	242.072	4.23%	0.64
-33	209.055	217.774	226.833	4.16%	0.63
-32	196.239	204.292	212.655	4.09%	0.63
-31	184.293	191.735	199.457	4.03%	0.62
-30	173.153	180.032	187.165	3.96%	0.61
-29	162.760	169.120	175.711	3.90%	0.61
-28	153.059	158.941	165.033	3.83%	0.60
-27	144.000	149.441	155.073	3.77%	0.60
-26	135.535	140.571	145.779	3.71%	0.59
-25	127.622	132.284	137.102	3.64%	0.59
-24	120.207	124.522	128.979	3.58%	0.58
-23	113.270	117.266	121.391	3.52%	0.58
-22	106.779	110.480	114.298	3.46%	0.57
-21	100.701	104.130	107.664	3.39%	0.56
-20	95.008	98.185	101.459	3.33%	0.56
-19	89.674	92.618	95.650	3.27%	0.55
-18	84.672	87.402	90.211	3.21%	0.55
-17	79.982	82.513	85.115	3.15%	0.54
-16	75.580	77.927	80.339	3.10%	0.53
-15	71.449	73.626	75.861	3.04%	0.53
-14	67.569	69.588	71.661	2.98%	0.52
-13	63.924	65.797	67.719	2.92%	0.51
-12	60.498	62.237	64.019	2.86%	0.51
-11	57.277	58.890	60.543	2.81%	0.50
-10	54.247	55.744	57.278	2.75%	0.49
-9	51.396	52.786	54.208	2.69%	0.49
-8	48.712	50.002	51.322	2.64%	0.48
-7	46.184	47.382	48.606	2.58%	0.47
-6	43.803	44.916	46.051	2.53%	0.47
-5	41.559	42.592	43.646	2.47%	0.46
-4	39.441	40.400	41.377	2.42%	0.45
-3	37.443	38.333	39.240	2.37%	0.45

-2	35.559	36.385	37.227	2.31%	0.44
-1	33.781	34.548	35.328	2.26%	0.43
0	32.102	32.814	33.538	2.21%	0.43
1	30.518	31.179	31.851	2.16%	0.42
2	29.022	29.636	30.259	2.10%	0.41
3	27.608	28.178	28.756	2.05%	0.40
4	26.271	26.800	27.336	2.00%	0.40
5	25.007	25.497	25.994	1.95%	0.39
6	23.808	24.263	24.724	1.90%	0.38
7	22.674	23.096	23.523	1.85%	0.37
8	21.601	21.992	22.387	1.80%	0.37
9	20.584	20.947	21.313	1.75%	0.36
10	19.622	19.958	20.297	1.70%	0.35
11	18.711	19.022	19.336	1.65%	0.34
12	17.847	18.135	18.425	1.60%	0.33
13	17.028	17.294	17.563	1.55%	0.33
14	16.251	16.498	16.746	1.51%	0.32
15	15.514	15.742	15.972	1.46%	0.31
16	14.814	15.025	15.237	1.41%	0.30
17	14.150	14.345	14.541	1.37%	0.29
18	13.519	13.699	13.880	1.32%	0.29
19	12.921	13.086	13.253	1.27%	0.28
20	12.351	12.504	12.657	1.23%	0.27
21	11.811	11.951	12.092	1.18%	0.26
22	11.296	11.426	11.555	1.13%	0.25
23	10.808	10.926	11.045	1.09%	0.24
24	10.342	10.452	10.561	1.04%	0.24
25	9.900	10.000	10.100	1.00%	0.23
26	9.471	9.570	9.670	1.04%	0.24
27	9.062	9.162	9.261	1.09%	0.25
28	8.673	8.773	8.872	1.13%	0.26
29	8.304	8.402	8.501	1.18%	0.27
30	7.952	8.049	8.147	1.22%	0.29
31	7.616	7.713	7.811	1.26%	0.30
32	7.297	7.393	7.490	1.31%	0.31
33	6.993	7.088	7.184	1.35%	0.32
34	6.703	6.797	6.892	1.39%	0.33
35	6.427	6.520	6.613	1.43%	0.35
36	6.164	6.255	6.348	1.47%	0.36
37	5.913	6.003	6.094	1.52%	0.37
38	5.673	5.762	5.852	1.56%	0.38
39	5.445	5.532	5.621	1.60%	0.40

40	5.226	5.313	5.400	1.64%	0.41
41	5.018	5.103	5.189	1.68%	0.42
42	4.819	4.903	4.987	1.72%	0.43
43	4.629	4.711	4.795	1.76%	0.45
44	4.448	4.529	4.610	1.80%	0.46
45	4.274	4.354	4.434	1.84%	0.47
46	4.109	4.187	4.266	1.88%	0.49
47	3.951	4.027	4.104	1.92%	0.50
48	3.799	3.874	3.950	1.96%	0.51
49	3.655	3.728	3.803	2.00%	0.53
50	3.516	3.588	3.661	2.04%	0.54
51	3.384	3.454	3.526	2.08%	0.55
52	3.257	3.326	3.396	2.12%	0.57
53	3.135	3.203	3.272	2.16%	0.58
54	3.019	3.086	3.153	2.19%	0.59
55	2.908	2.973	3.039	2.23%	0.61
56	2.801	2.865	2.930	2.27%	0.62
57	2.699	2.761	2.825	2.31%	0.64
58	2.601	2.662	2.724	2.35%	0.65
59	2.507	2.567	2.628	2.38%	0.66
60	2.417	2.476	2.535	2.42%	0.68
61	2.331	2.388	2.447	2.46%	0.69
62	2.248	2.304	2.362	2.49%	0.71
63	2.169	2.224	2.280	2.53%	0.72
64	2.092	2.146	2.201	2.57%	0.74
65	2.019	2.072	2.126	2.60%	0.75
66	1.949	2.001	2.053	2.64%	0.76
67	1.882	1.932	1.984	2.67%	0.78
68	1.817	1.866	1.917	2.71%	0.79
69	1.754	1.803	1.852	2.75%	0.81
70	1.695	1.742	1.790	2.78%	0.82
71	1.637	1.684	1.731	2.82%	0.84
72	1.582	1.628	1.674	2.85%	0.85
73	1.529	1.574	1.619	2.88%	0.87
74	1.479	1.522	1.566	2.92%	0.88
75	1.430	1.472	1.516	2.95%	0.90
76	1.383	1.424	1.467	2.99%	0.92
77	1.337	1.378	1.419	3.02%	0.93
78	1.294	1.333	1.374	3.06%	0.95
79	1.251	1.290	1.330	3.09%	0.96
80	1.211	1.249	1.288	3.12%	0.98
81	1.172	1.209	1.247	3.16%	0.99

82	1.135	1.171	1.208	3.19%	1.01
83	1.099	1.134	1.171	3.22%	1.03
84	1.064	1.099	1.135	3.26%	1.04
85	1.031	1.065	1.100	3.29%	1.06
86	0.998	1.032	1.066	3.32%	1.07
87	0.967	1.000	1.033	3.35%	1.09
88	0.937	0.969	1.002	3.38%	1.11
89	0.908	0.940	0.972	3.42%	1.12
90	0.881	0.911	0.943	3.45%	1.14
91	0.854	0.884	0.914	3.48%	1.16
92	0.828	0.857	0.887	3.51%	1.17
93	0.803	0.831	0.861	3.54%	1.19
94	0.779	0.807	0.835	3.57%	1.21
95	0.755	0.783	0.811	3.61%	1.22
96	0.733	0.760	0.787	3.64%	1.24
97	0.711	0.738	0.765	3.67%	1.26
98	0.691	0.716	0.743	3.70%	1.27
99	0.670	0.695	0.721	3.73%	1.29
100	0.651	0.675	0.701	3.76%	1.31
101	0.632	0.656	0.681	3.79%	1.33
102	0.614	0.637	0.662	3.82%	1.34
103	0.596	0.619	0.643	3.85%	1.36
104	0.579	0.602	0.625	3.88%	1.38
105	0.563	0.585	0.608	3.91%	1.40
106	0.547	0.569	0.591	3.94%	1.41
107	0.532	0.553	0.575	3.97%	1.43
108	0.517	0.538	0.559	4.00%	1.45
109	0.502	0.523	0.544	4.03%	1.47
110	0.489	0.508	0.529	4.05%	1.49
111	0.475	0.495	0.515	4.08%	1.50
112	0.462	0.481	0.501	4.11%	1.52
113	0.449	0.468	0.487	4.14%	1.54
114	0.437	0.456	0.474	4.17%	1.56
115	0.425	0.443	0.462	4.20%	1.58
116	0.414	0.432	0.450	4.22%	1.60
117	0.403	0.420	0.438	4.25%	1.62
118	0.392	0.409	0.427	4.28%	1.63
119	0.382	0.399	0.416	4.31%	1.65
120	0.372	0.388	0.405	4.34%	1.67
121	0.362	0.378	0.395	4.36%	1.69
122	0.353	0.368	0.385	4.39%	1.71
123	0.344	0.359	0.375	4.42%	1.73

---

124	0.335	0.350	0.365	4.44%	1.75
125	0.326	0.341	0.356	4.47%	1.77

---

## X-ON Electronics

Largest Supplier of Electrical and Electronic Components

*Click to view similar products for [NTC \(Negative Temperature Coefficient\) Thermistors](#) category:*

*Click to view products by [Shiheng](#) manufacturer:*

Other Similar products are found below :

[118-253FAJ-P01](#) [121-202EAC-P01](#) [135-503LAD-J01](#) [B57250V2473F560](#) [NTCLE410E3103F](#) [199-303KAF-A02](#) [30054-4](#) [M09N038F](#)  
[B57423V2473H062](#) [B57471V2474H062](#) [B57620C5223J062](#) [500-52AA04-101](#) [526-31AA19-104](#) [526-31AN12-202](#) [103AT-5-1P-FT](#)  
[10K3A542I](#) [112-103FAG-H02](#) [112-104KAG-B01](#) [11028414-00](#) [111-182CAG-H01](#) [112-103FAF-H01](#) [112-104KBF-F01](#) [526-31AA79-102](#)  
[B57442V5103J62](#) [B57401V2103H62](#) [B57621C5472J62](#) [194303KEVA01](#) [B57359V2224J260](#) [B57343V5103J360](#) [50070974-003-01](#)  
[B57621C5472K062](#) [135-105QAF-J02](#) [B57421V2153J062](#) [B57230V2103H260](#) [B57471V2684H062](#) [B57471V2333H062](#) [126-153YJC-B01](#)  
[NTCS0603E3333FHT](#) [121-103FAC-Q02](#) [144-101FAG-001](#) [526-31AD07-153](#) [GA10K3D232](#) [USUR1000-102G-06](#) [CL109R4120](#)  
[GA100K6D234](#) [USUR1000-502G-06](#) [GA10K3MR1I](#) [USUR1000-203G-06](#) [NTCS0603E3333HHT](#) [NTCLE100E3473JB0A](#)