

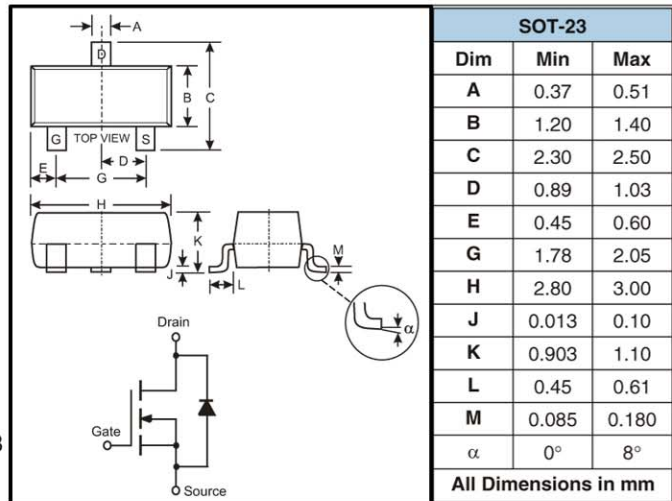
N-CHANNEL ENHANCEMENT MODE FIELD EFFECT TRANSISTOR

● Features

- Low Gate Threshold Voltage
- Low Input Capacitance
- Fast Switching Speed
- Low Input/Output Leakage
- High Drain-Source Voltage Rating

● Mechanical Data

- Case: SOT-23, Molded Plastic
- Case material - UL Flammability Rating 94V-0
- Moisture sensitivity: Level 1 per J-STD-020A
- Terminals: Solderable per MIL-STD-202, Method 208
- Terminal Connections: See Diagram
- Marking: **SA**
- Ordering & Date Code Information: See Page 3
- Weight: 0.008 grams (approx.)



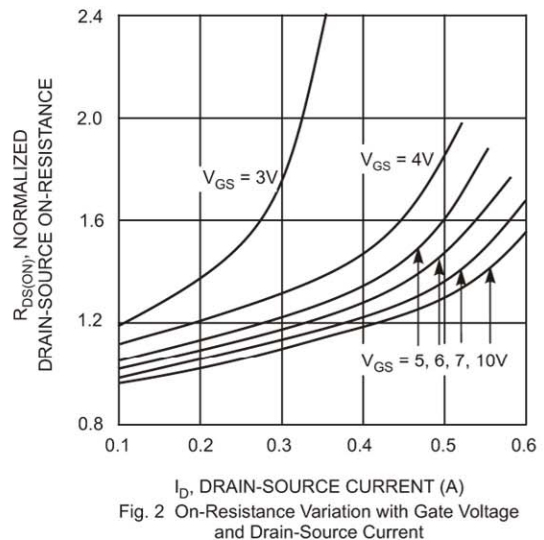
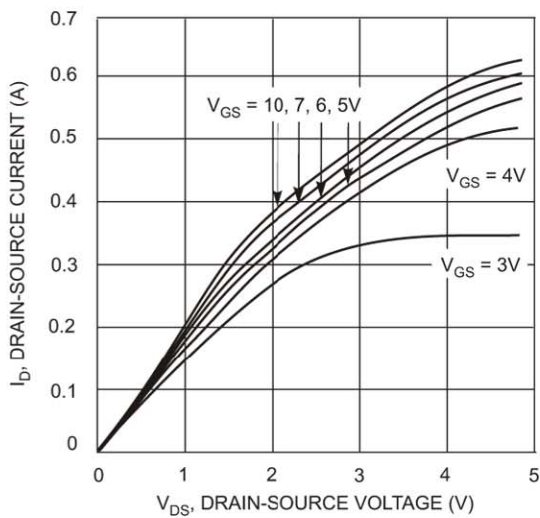
● Maximum Ratings @ $T_A = 25^\circ\text{C}$ unless otherwise specified

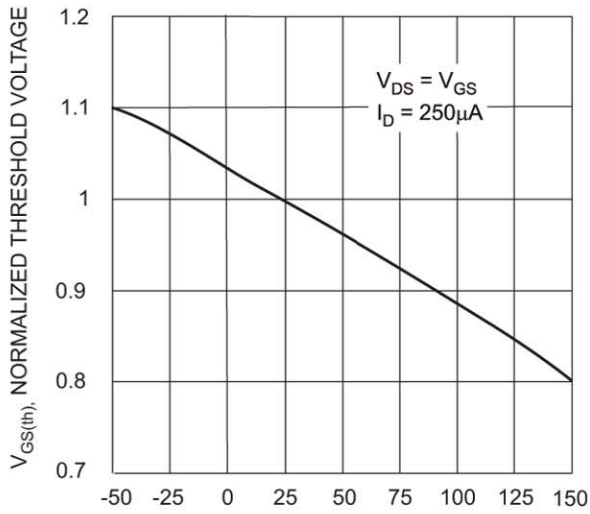
Characteristic	Symbol	BSS123	Units
Drain-Source Voltage	V_{DS}	100	V
Drain-Gate Voltage $R_{GS} \leq 20K\Omega$	V_{DGR}	100	V
Gate-Source Voltage	Continuous V_{GSS}	± 20	V
Drain Current (Note 1)	Continuous I_D Pulsed I_{DM}	170 680	mA
Total Power Dissipation (Note 1)	P_d	300	mW
Thermal Resistance, Junction to Ambient (Note 1)	$R_{\theta JA}$	417	$^\circ\text{C}/\text{W}$
Operating and Storage Temperature Range	T_j, T_{STG}	-55 to +150	$^\circ\text{C}$

● **Electrical Characteristics** @ $T_A = 25^\circ\text{C}$ unless otherwise specified

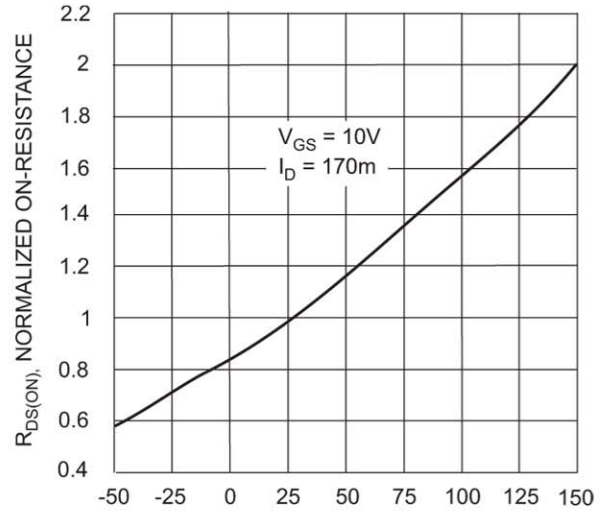
Characteristic	Symbol	Min	Typ	Max	Unit	Test Condition
OFF CHARACTERISTICS (Note 2)						
Drain-Source Breakdown Voltage	BV_{DSS}	100	—	—	V	$V_{GS} = 0V, I_D = 250\mu A$
Zero Gate Voltage Drain Current	I_{DSS}	—	—	1.0 10	μA nA	$V_{DS} = 100V, V_{GS} = 0V$ $V_{DS} = 20V, V_{GS} = 0V$
Gate-Body Leakage, Forward	I_{GSSF}	—	—	50	nA	$V_{GS} = 20V, V_{DS} = 0V$
ON CHARACTERISTICS (Note 2)						
Gate Threshold Voltage	$V_{GS(th)}$	0.8	1.4	2.0	V	$V_{DS} = V_{GS}, I_D = 1mA$
Static Drain-Source On-Resistance	$R_{DS(on)}$	—	—	6.0 10	Ω	$V_{GS} = 10V, I_D = 0.17A$ $V_{GS} = 4.5V, I_D = 0.17A$
Forward Transconductance	g_{FS}	80	370	—	mS	$V_{DS} = 10V, I_D = 0.17A, f = 1.0KHz$
Drain-Source Diode Forward Voltage	V_{SD}	—	0.84	1.3	V	$V_{GS} = 0V, I_S = 0.34A$
DYNAMIC CHARACTERISTICS						
Input Capacitance	C_{ISS}	—	29	60	pF	$V_{DS} = 25V, V_{GS} = 0V$ $f = 1.0MHz$
Output Capacitance	C_{OSS}	—	10	15	pF	
Reverse Transfer Capacitance	C_{RSS}	—	2	6	pF	
SWITCHING CHARACTERISTICS						
Turn-On Rise Time	t_r	—	—	8	ns	$V_{DD} = 30V, I_D = 0.28A,$ $R_{GEN} = 50\Omega, V_{GS} = 10V$
Turn-Off Fall Time	t_f	—	—	16	ns	
Turn-On Delay Time	$t_{D(ON)}$	—	—	8	ns	
Turn-Off Delay Time	$t_{D(OFF)}$	—	—	13	ns	

Note: 2. Short duration test pulse used to minimize self-heating effect.

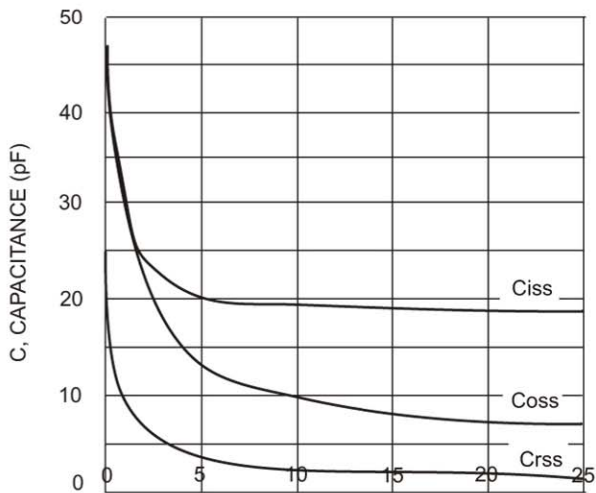




T_J , JUNCTION TEMPERATURE ($^{\circ}C$)
Fig. 3 Gate Threshold Variation with Temperature



T_J , JUNCTION TEMPERATURE ($^{\circ}C$)
Fig. 4 On-Resistance Variation with Temperature



X-ON Electronics

Largest Supplier of Electrical and Electronic Components

Click to view similar products for [MOSFET](#) category:

Click to view products by [Shikues](#) manufacturer:

Other Similar products are found below :

[MCH3443-TL-E](#) [MCH6422-TL-E](#) [NTNS3A92PZT5G](#) [IRFD120](#) [JANTX2N5237](#) [2N7000](#) [2SK2464-TL-E](#) [2SJ277-DL-E](#) [2SK2267\(Q\)](#)
[2SK2545\(Q,T\)](#) [405094E](#) [423220D](#) [MIC4420CM-TR](#) [VN1206L](#) [614234A](#) [715780A](#) [SSM6J414TU,LF\(T](#) [751625C](#) [IRS2092STRPBF-EL](#)
[IPS70R2K0CEAKMA1](#) [BSF024N03LT3 G](#) [PSMN4R2-30MLD](#) [TK31J60W5,S1VQ\(O](#) [2SK2614\(TE16L1,Q\)](#) [DMN1017UCP3-7](#)
[EFC2J004NUZTDG](#) [P85W28HP2F-7071](#) [DMN1053UCP4-7](#) [SQJ469EP-T1-GE3](#) [NTE2384](#) [NTE6400A](#) [DMC2700UDMQ-7](#)
[DMN2080UCB4-7](#) [DMN61D9UWQ-13](#) [US6M2GTR](#) [DMN31D5UDJ-7](#) [SSM6P54TU,LF](#) [DMP22D4UFO-7B](#) [IPS60R3K4CEAKMA1](#)
[DMN1006UCA6-7](#) [DMN16M9UCA6-7](#) [STF5N65M6](#) [IRF40H233XTMA1](#) [IPSA70R950CEAKMA1](#) [IPSA70R2K0CEAKMA1](#) [STU5N65M6](#)
[C3M0021120D](#) [DMN6022SSD-13](#) [DMN13M9UCA6-7](#) [MCQ4828A-TP](#)