

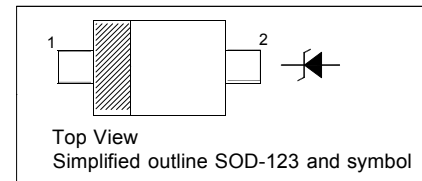
## Silicon Planar Zener Diodes

### Features

- Total power dissipation: max. 500 mW
- Small plastic package suitable for surface mounted design
- Tolerance approximately  $\pm 5\%$

### PINNING

PIN	DESCRIPTION
1	Cathode
2	Anode



### Absolute Maximum Ratings ( $T_a = 25\text{ }^\circ\text{C}$ )

Parameter	Symbol	Value	Unit
Power Dissipation	$P_{tot}$	500	mW
Junction Temperature	$T_J$	150	$^\circ\text{C}$
Storage Temperature Range	$T_{Stg}$	- 55 to + 150	$^\circ\text{C}$

### Characteristics at $T_a = 25\text{ }^\circ\text{C}$

Parameter	Symbol	Max.	Unit
Thermal Resistance Junction to Ambient Air	$R_{thA}$	340	$^\circ\text{C}/\text{W}$
Forward Voltage at $I_F = 10\text{ mA}$	$V_F$	0.9	V



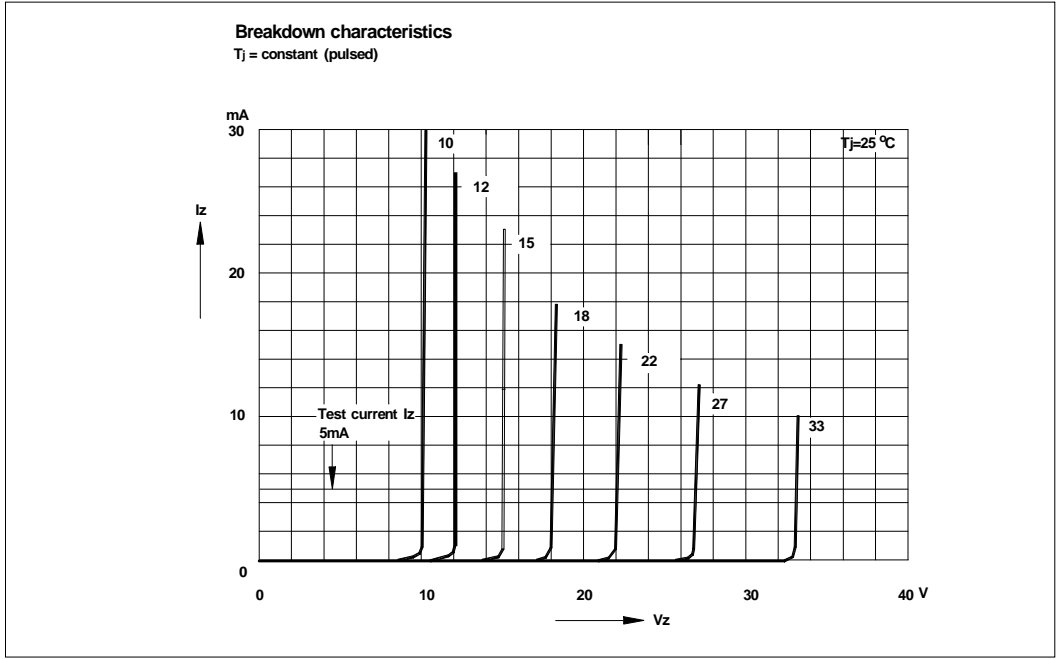
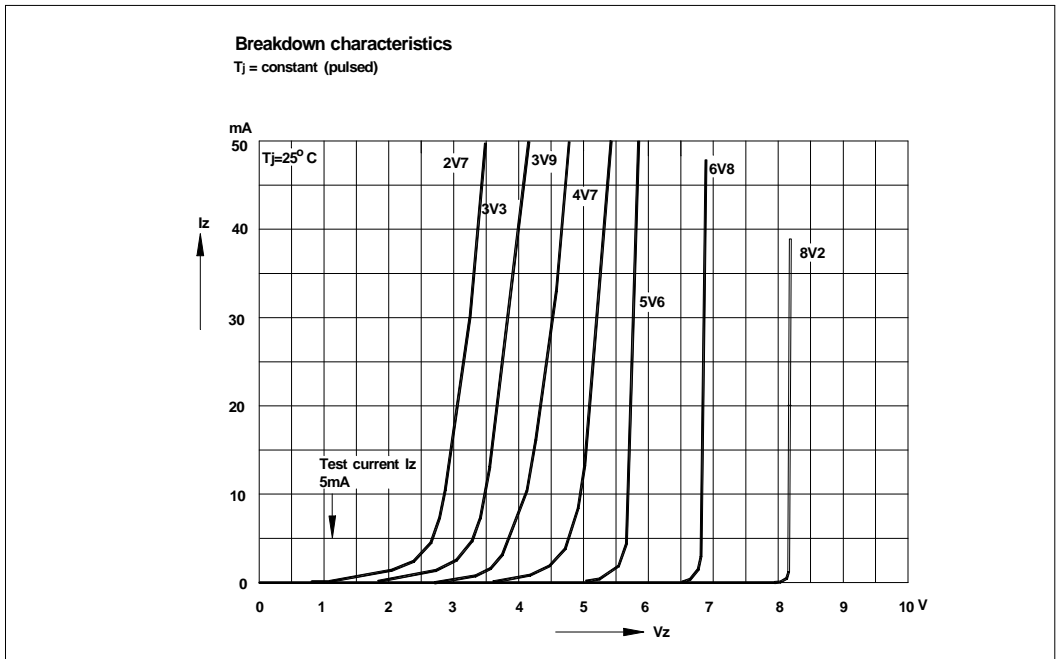
## Characteristics at $T_a = 25\text{ }^\circ\text{C}$

Type	Zener Voltage Range <sup>1)</sup>			Dynamic Impedance <sup>2)</sup>		Reverse Leakage Current	
	$V_{znom}$ V	$I_{ZT}$ mA	for $V_{ZT}$ V	$Z_{ZT}$ (Max.) $\Omega$	at $I_Z$ mA	$I_R$ (Max.) $\mu\text{A}$	at $V_R$ V
BZT52C2V0	2.0	5	1.8...2.15	100	5	120	0.5
BZT52C2V2	2.2	5	2.08...2.33	100	5	120	0.7
BZT52C2V4	2.4	5	2.28...2.56	100	5	120	1
BZT52C2V7	2.7	5	2.5...2.9	110	5	120	1
BZT52C3V0	3.0	5	2.8...3.2	120	5	50	1
BZT52C3V3	3.3	5	3.1...3.5	130	5	20	1
BZT52C3V6	3.6	5	3.4...3.8	130	5	10	1
BZT52C3V9	3.9	5	3.7...4.1	130	5	5	1
BZT52C4V3	4.3	5	4...4.6	130	5	5	1
BZT52C4V7	4.7	5	4.4...5	130	5	2	1
BZT52C5V1	5.1	5	4.8...5.4	130	5	2	1.5
BZT52C5V6	5.6	5	5.2...6	80	5	1	2.5
BZT52C6V2	6.2	5	5.8...6.6	50	5	1	3
BZT52C6V8	6.8	5	6.4...7.2	30	5	0.5	3.5
BZT52C7V5	7.5	5	7...7.9	30	5	0.5	4
BZT52C8V2	8.2	5	7.7...8.7	30	5	0.5	5
BZT52C9V1	9.1	5	8.5...9.6	30	5	0.5	6
BZT52C10	10	5	9.4...10.6	30	5	0.1	7
BZT52C11	11	5	10.4...11.6	30	5	0.1	8
BZT52C12	12	5	11.4...12.7	35	5	0.1	9
BZT52C13	13	5	12.4...14.1	35	5	0.1	10
BZT52C15	15	5	13.8...15.6	40	5	0.1	11
BZT52C16	16	5	15.3...17.1	40	5	0.1	12
BZT52C18	18	5	16.8...19.1	45	5	0.1	13
BZT52C20	20	5	18.8...21.2	50	5	0.1	15
BZT52C22	22	5	20.8...23.3	55	5	0.1	17
BZT52C24	24	5	22.8...25.6	60	5	0.1	19
BZT52C27	27	5	25.1...28.9	70	2	0.1	21
BZT52C30	30	5	28...32	80	2	0.1	23
BZT52C33	33	5	31...35	80	2	0.1	25
BZT52C36	36	5	34...38	90	2	0.1	27
BZT52C39	39	2.5	37...41	100	2	2	30
BZT52C43	43	2.5	40...46	130	2	2	33
BZT52C47	47	2.5	44...50	150	2	2	36
BZT52C51	51	2.5	48...54	180	2	1	39
BZT52C56	56	2.5	52...60	180	2	1	43
BZT52C62	62	2.5	58...66	200	2	0.2	47
BZT52C68	68	2.5	64...72	250	2	0.2	52
BZT52C75	75	2.5	70...79	300	2	0.2	57

<sup>1)</sup>  $V_Z$  is tested with pulses (20 ms).

<sup>2)</sup>  $Z_{ZT}$  is measured at  $I_Z$  by given a very small A.C. current signal.

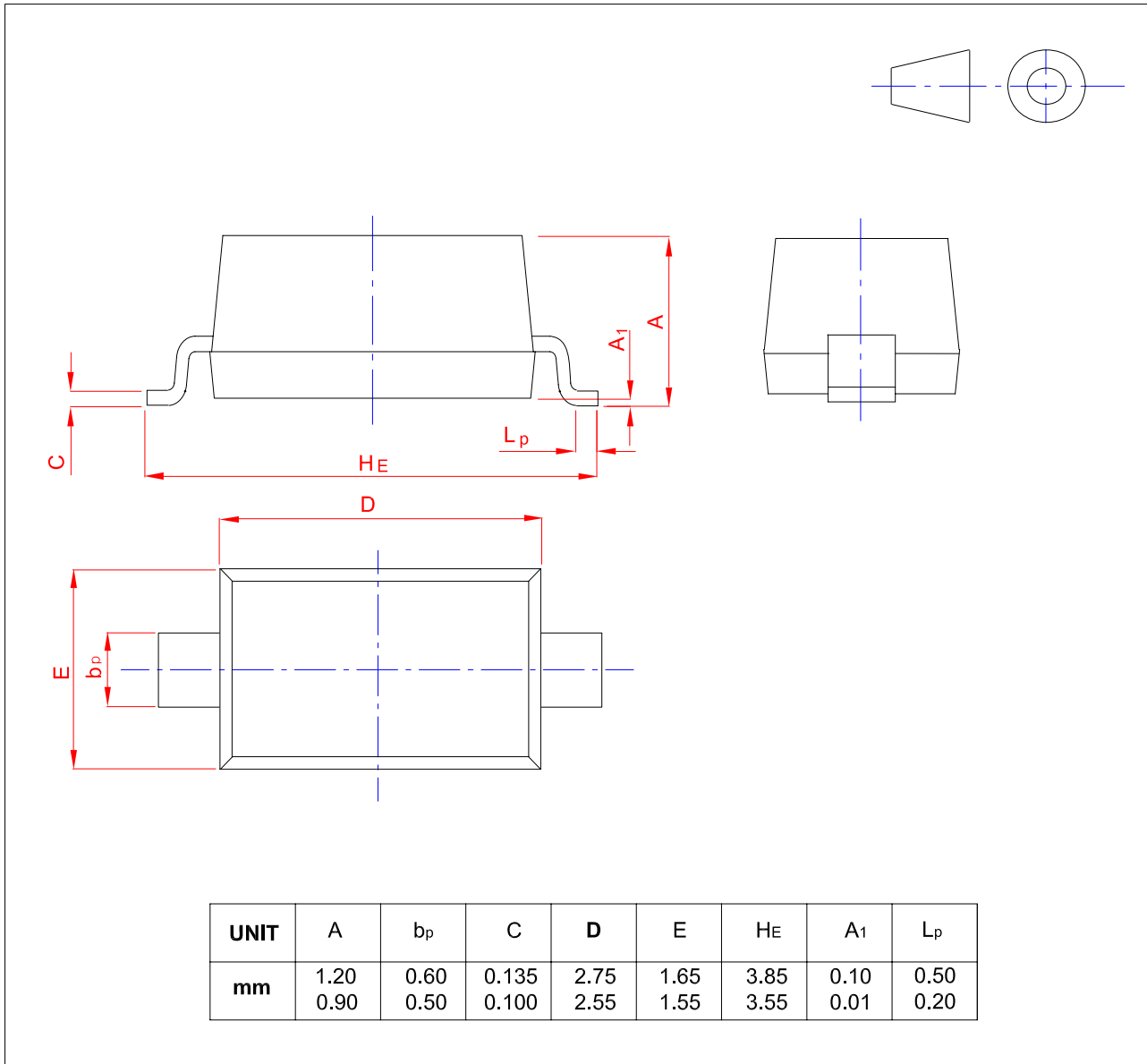




## PACKAGE OUTLINE

Plastic surface mounted package; 2 leads

SOD-123



## X-ON Electronics

Largest Supplier of Electrical and Electronic Components

*Click to view similar products for [Zener Diodes](#) category:*

*Click to view products by [Shikues](#) manufacturer:*

Other Similar products are found below :

[RKZ13B2KG#P1](#) [DL5234B](#) [EDZTE6113B](#) [1N4682](#) [1N4691](#) [1N4693](#) [1N4732A](#) [1N4736A](#) [1N4750A](#) [1N4759ARL](#) [1N5241B](#) [1N5365B](#)  
[1N5369B](#) [1N747A](#) [1N959B](#) [1N964B](#) [1N966B](#) [1N968B](#) [1N972B](#) [NTE5121A](#) [NTE5147A](#) [NTE5152A](#) [NTE5155A](#) [NTE5164A](#)  
[JANS1N4974US](#) [1N4692](#) [1N4700](#) [1N4702](#) [1N4704](#) [1N4711](#) [1N4714](#) [1N4737A](#) [1N4745ARL](#) [1N4752A](#) [1N4752ARL](#) [1N4760ARL](#)  
[1N5221B](#) [1N5236B](#) [1N5241BTR](#) [1N5242BTR](#) [1N5350B](#) [1N5352B](#) [1N961BRR1](#) [1N964BRL](#) [RKZ5.1BKU#P6](#) [3SMAJ5946B-TP](#)  
[3SMAJ5950B-TP](#) [3SMBJ5925B-TP](#) [441774C](#) [BZX84C3V9](#)