

2A SURFACE MOUNT SCHOTTKY BRIDGE

FEATURES:

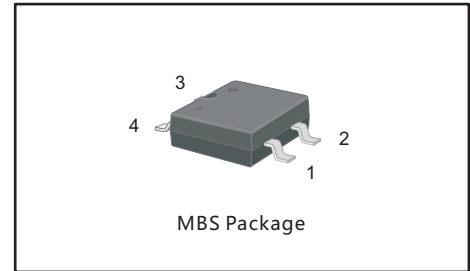
- Reverse Voltage - 40 to 200 V
- Forward Current - 2 A
- High Surge Current Capability
- Designed for Surface Mount Application

MECHANICAL DATA

- Case: MBS
- Terminals: Solderable per MIL-STD-750, Method 2026
- Approx. Weight: 100mg / 0.0035oz

PINNING

PIN	DESCRIPTION
1	Input Pin (~)
2	Input Pin (~)
3	Output Anode (+)
4	Output Cathode (-)



Maximum Ratings and Electrical characteristics

Ratings at 25 °C ambient temperature unless otherwise specified.

Single phase half-wave 60 Hz, resistive or inductive load, for capacitive load current derate by 20 %.

Parameter	Symbols	MB24S	MB26S	MB28S	MB210S	MB220S	Units
Maximum Repetitive Peak Reverse Voltage	V_{RRM}	40	60	80	100	200	V
Maximum RMS voltage	V_{RMS}	28	42	56	70	140	V
Maximum DC Blocking Voltage	V_{DC}	40	60	80	100	200	V
Maximum Average Forward Rectified Current at $T_c = 100^\circ\text{C}$	$I_{F(AV)}$	2.0					A
Peak Forward Surge Current, 8.3ms Single Half Sine-wave Superimposed on Rated Load (JEDEC method)	I_{FSM}	50		40			A
Max Instantaneous Forward Voltage at 2 A	V_F	0.55	0.70	0.85			V
Maximum DC Reverse Current $T_a = 25^\circ\text{C}$ at Rated DC Reverse Voltage $T_a = 100^\circ\text{C}$	I_R	0.5 10			0.3 5		mA
Typical Junction Capacitance ¹⁾	C_j	220	80				pF
Typical Thermal Resistance ²⁾	$R_{\theta JA}$	75					$^\circ\text{C/W}$
Operating Junction Temperature Range	T_j	-55 ~ +150					$^\circ\text{C}$
Storage Temperature Range	T_{stg}	-55 ~ +150					$^\circ\text{C}$

Note: 1. Measured at 1MHz and applied reverse voltage of 4 V D.C.

2. Mounted on glass epoxy PC board with 4×1.5"×1.5" (3.81×3.81 cm) copper pad.

Fig.1 Forward Current Derating Curve

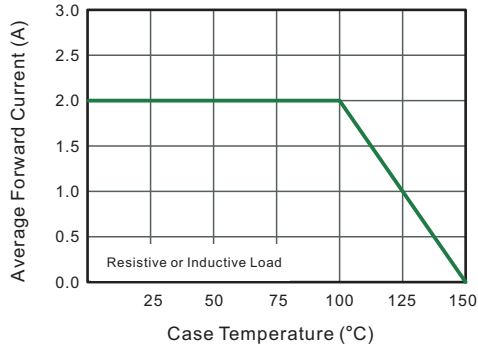


Fig.2 Typical Reverse Characteristics

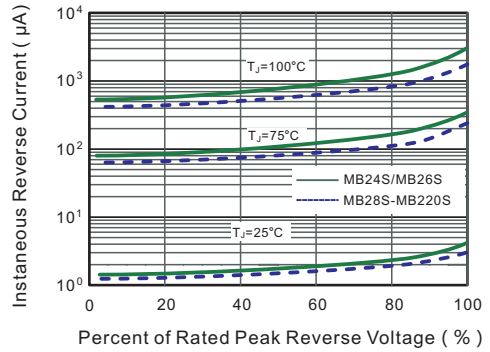


Fig.3 Typical Forward Characteristic

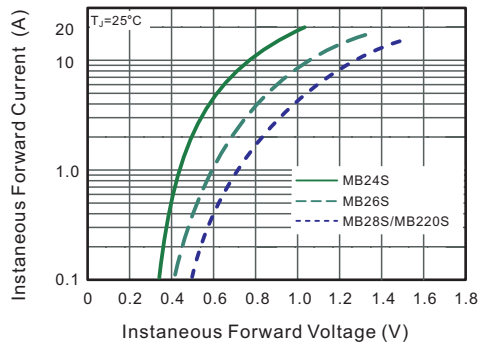


Fig.4 Typical Junction Capacitance

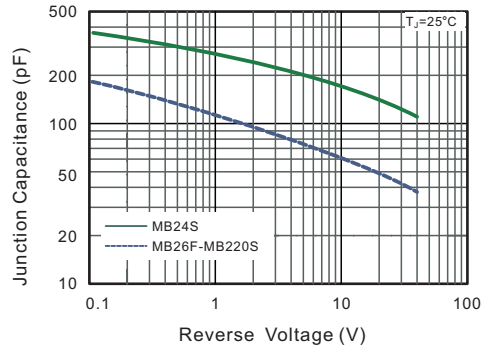


Fig.5 Maximum Non-Repetitive Peak Forward Surge Current

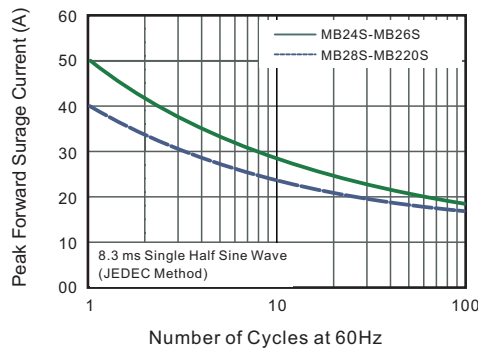
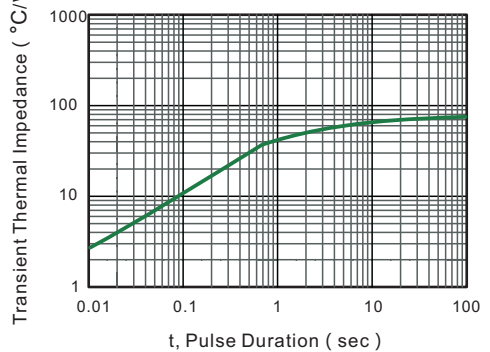


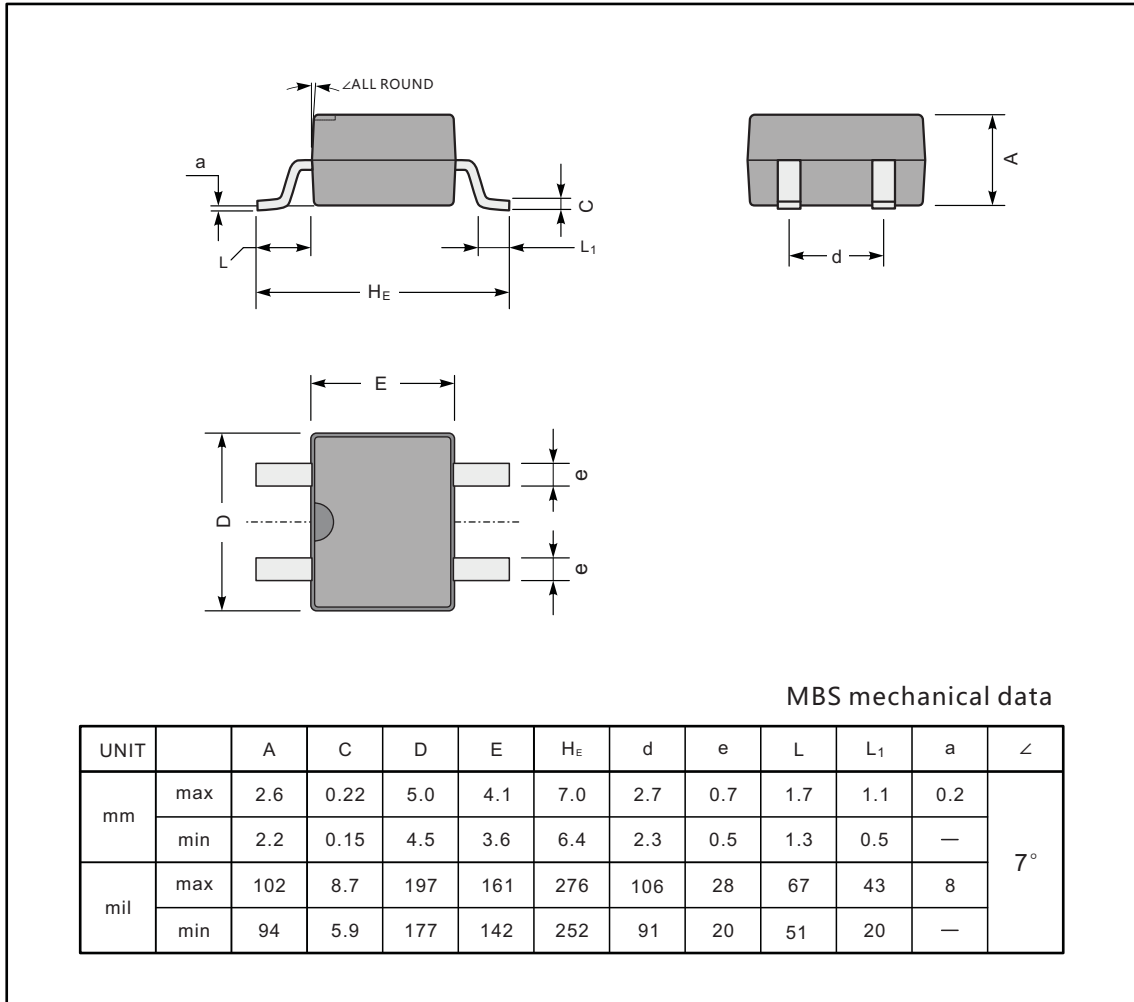
Fig.6- Typical Transient Thermal Impedance



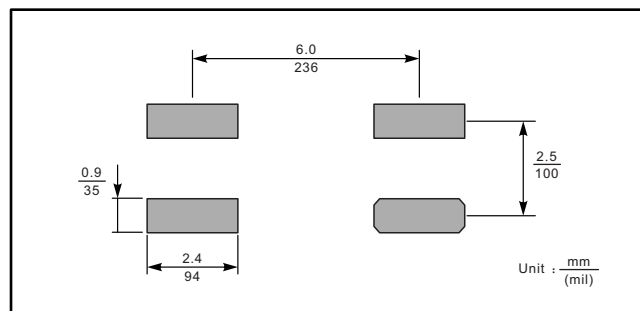
PACKAGE OUTLINE

Plastic surface mounted package; 4 leads

MBS



The recommended mounting pad size



X-ON Electronics

Largest Supplier of Electrical and Electronic Components

Click to view similar products for [Bridge Rectifiers](#) category:

Click to view products by [Shikues](#) manufacturer:

Other Similar products are found below :

[G3SBA60-E351](#) [GBJ1504-BP](#) [GBU10B-BP](#) [GBU15J-BP](#) [GBU15K-BP](#) [GBU4A-BP](#) [GBU4D-BP](#) [GBU6B-E3/45](#) [GSIB680-E3/45](#) [DB101-BP](#) [DF10SA-E345](#) [RMB2S](#) [RCG](#) [APT30DF100HJ](#) [APT60DF20HJ](#) [B2S-E3/80](#) [BU1506-E351](#) [BU15085S-E345](#) [BU1508-E3/45](#) [BU1510-E3/45](#) [RS404GL-BP](#) [RS405GL-BP](#) [G3SBA20-E3/51](#) [G5SBA20-E3/51](#) [G5SBA60-E3/51](#) [GBJ1502-BP](#) [GBL02-E351](#) [GBL10-E3/45](#) [GBU10J-BP](#) [GBU4J-BP](#) [GBU4K-BP](#) [GBU8B-E3/45](#) [GBU8D-BP](#) [GBU8J-BP](#) [GSIB1520-E3/45](#) [MB1510](#) [MB352W](#) [MB6M-G](#) [B2M-E345](#) [B40C7000A](#) [B500C7000A](#) [MP5010W-BP](#) [MP501W-BP](#) [MP502-BP](#) [BR1005-BP](#) [BR101-BP](#) [BU1006-E345](#) [BU12065S-E3/45](#) [BU1508-E3/51](#) [BU2006-E3/45](#) [BU2008-E345](#)