

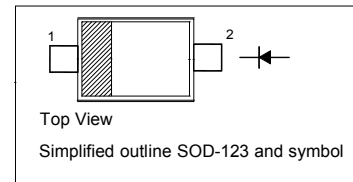
Surface Mount Schottky Barrier Diodes

Features

- Low Forward Voltage

PINNING

PIN	DESCRIPTION
1	Cathode
2	Anode

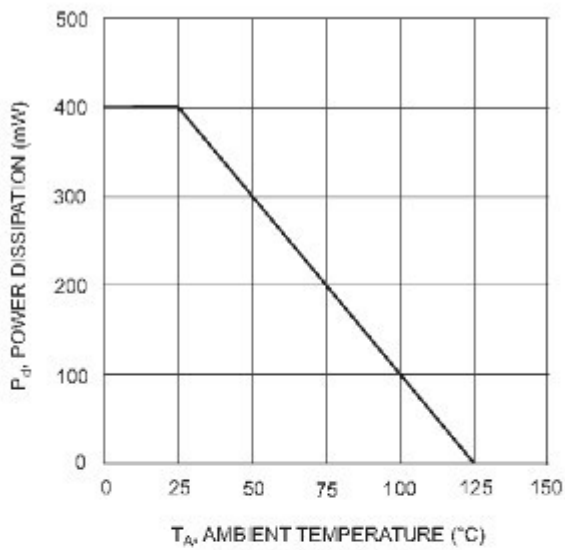


Absolute Maximum Ratings ($T_a = 25\text{ }^\circ\text{C}$)

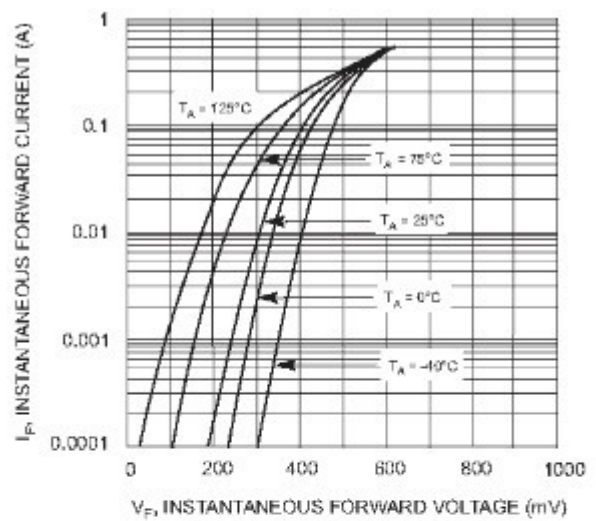
Parameter	Symbol	Value	Unit
Peak Repetitive Reverse Voltage	V_{RRM}	20	V
		30	
		20	
Reverse Voltage	V_R	20	V
		30	
		40	
Average Forward Rectified Current	$I_{F(AV)}$	350	mA
Non-Repetitive Peak Forward Surge Current at $t = 1\text{ s}$	I_{FSM}	2	A
Power Dissipation	P_{tot}	400	mW
Operating and Storage Temperature Range	T_j, T_{stg}	- 65 to + 125	$^\circ\text{C}$

Characteristics at $T_a = 25\text{ }^\circ\text{C}$

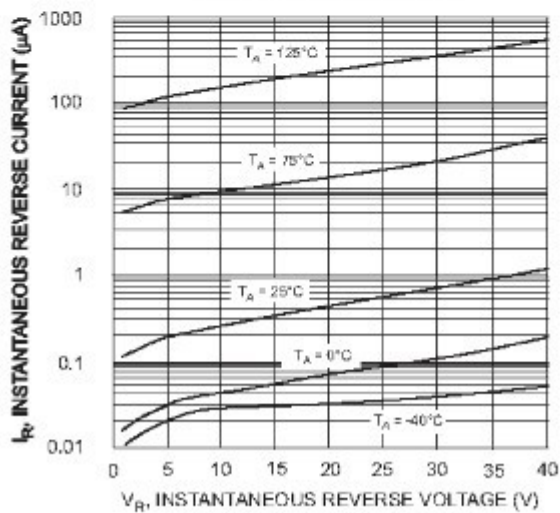
Parameter	Symbol	Min.	Typ.	Max.	Unit
Reverse Breakdown Voltage at $I_R = 10\text{ }\mu\text{A}$	$V_{(BR)R}$	20	-	-	V
		30	-	-	
		40	-	-	
Reverse Leakage Current at $V_R = 10\text{ V}$ at $V_R = 20\text{ V}$ at $V_R = 30\text{ V}$	I_R	-	-	5	μA
		-	-	5	
		-	-	5	
Forward Voltage at $I_F = 20\text{ mA}$ at $I_F = 200\text{ mA}$	V_F	-	-	0.37	V
		-	-	0.6	
Total Capacitance at $V_R = 0\text{ V}$, $f = 1\text{ MHz}$	C_T	-	50	-	pF
Reverse Recovery Time at $I_F = I_R = 200\text{ mA}$, $I_{rr} = 0.1 I_R$, $R_L = 100\text{ }\Omega$	t_{rr}	-	10	-	ns



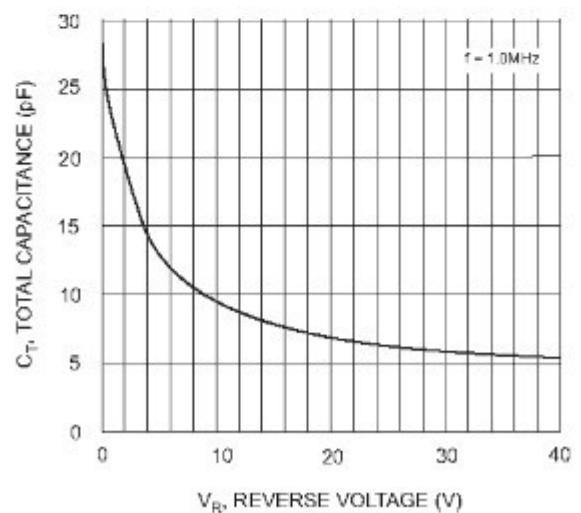
T_A , AMBIENT TEMPERATURE (°C)
Fig. 1 Power Derating Curve



V_F , INSTANTANEOUS FORWARD VOLTAGE (mV)
Fig. 2 Typical Forward Characteristics



V_R , INSTANTANEOUS REVERSE VOLTAGE (V)
Fig. 3 Typical Reverse Characteristics

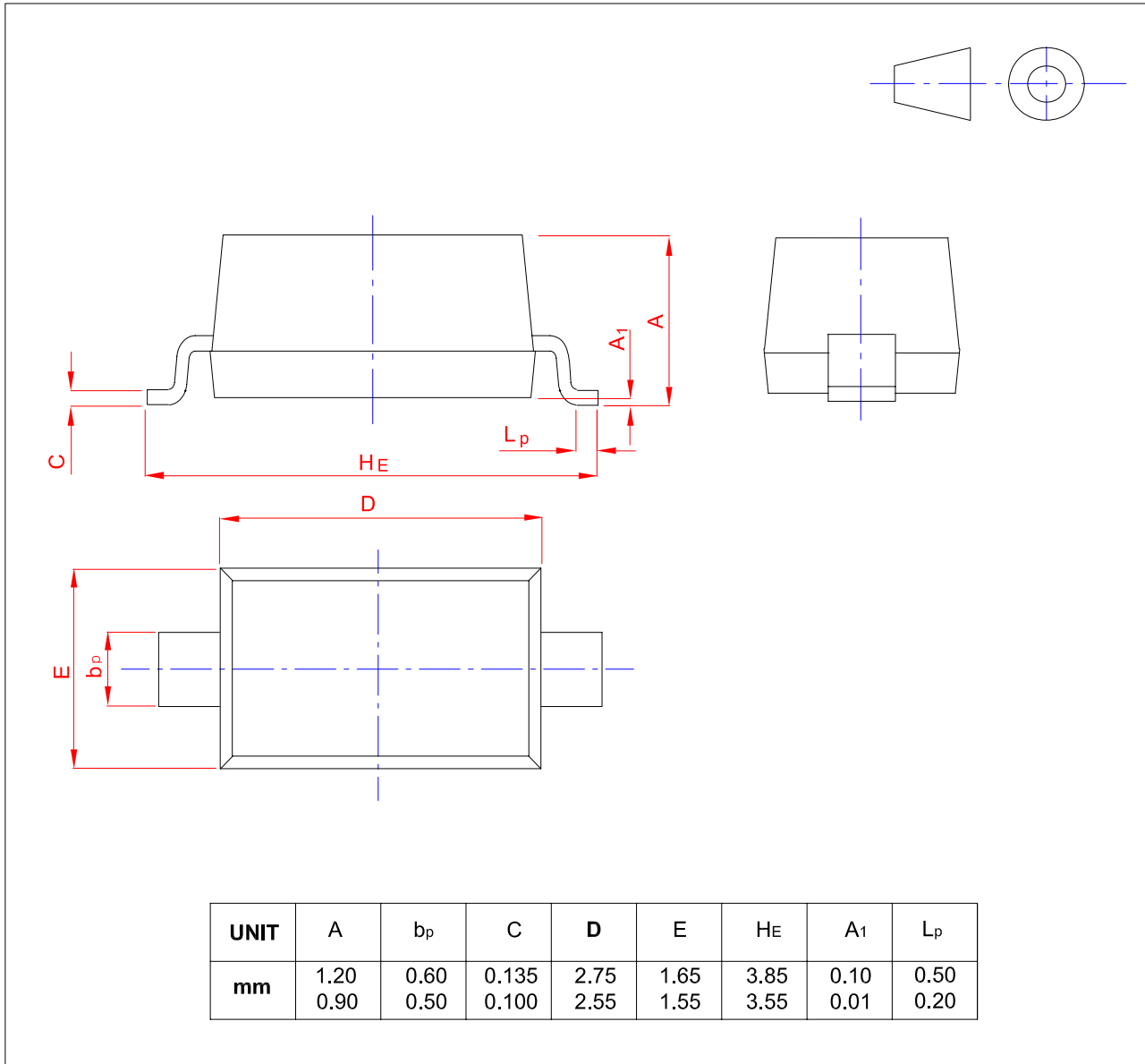


V_R , REVERSE VOLTAGE (V)
Fig. 4 Typ. Total Capacitance vs. Reverse Voltage

PACKAGE OUTLINE

Plastic surface mounted package; 2 leads

SOD-123



X-ON Electronics

Largest Supplier of Electrical and Electronic Components

Click to view similar products for [Schottky Diodes & Rectifiers](#) category:

Click to view products by [Shikues](#) manufacturer:

Other Similar products are found below :

[CUS06\(Te85L,Q,M\)](#) [MA4E2039](#) [D1FH3-5063](#) [MBR0530L-TP](#) [MBR10100CT-BP](#) [MBR30H100MFST1G](#) [MMBD301M3T5G](#) [PMAD1103-LF](#) [PMAD1108-LF](#) [RB160M-50TR](#) [RB520S-30](#) [RB551V-30](#) [DD350N18K](#) [DZ435N40K](#) [DZ600N16K](#) [BAS16E6433HTMA1](#) [BAS 3010S-02LRH E6327](#) [BAT 54-02LRH E6327](#) [IDL02G65C5XUMA1](#) [NSR05F40QNXT5G](#) [NSVR05F40NXT5G](#) [JANS1N6640](#) [SB07-03C-TB-H](#) [SB1003M3-TL-W](#) [SBAT54CWT1G](#) [SBM30-03-TR-E](#) [SBS818-TL-E](#) [SK32A-LTP](#) [SK33A-TP](#) [SK34A-TP](#) [SK34B-TP](#) [SMD1200PL-TP](#) [ACDBN160-HF](#) [SS3003CH-TL-E](#) [STPS30S45CW](#) [PDS3100Q-7](#) [GA01SHT18](#) [CRS10I30A\(Te85L,QM\)](#) [MBR1240MFST1G](#) [MBRB30H30CT-1G](#) [BAS28E6433HTMA1](#) [BAS 70-02L E6327](#) [HSB123JTR-E](#) [JANTX1N5712-1](#) [VS-STPS40L45CW-N3](#) [DD350N12K](#) [SB007-03C-TB-E](#) [SB10015M-TL-E](#) [SB1003M3-TL-E](#) [SK110-LTP](#)