

## FEATURES

- For use in low voltage, high frequency inverters
- Free wheeling, and polanty protection applications

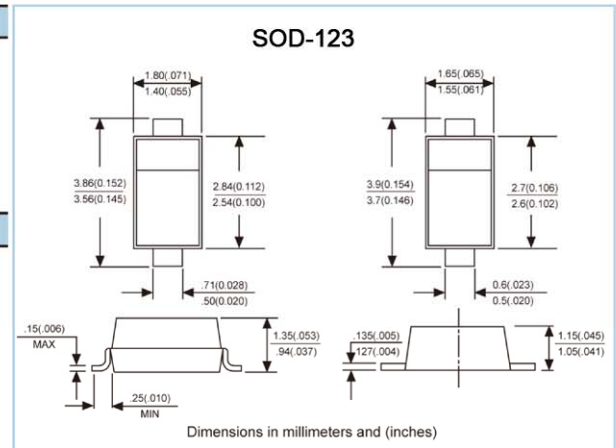
## MECHANICAL DATA

**Case:** Molded plastic body

**Terminals:** Plated leads solderable per MIL-STD-750, Method 2026

**Polarity:** Polarity symbols marked on case

**Marking:** L2L



Maximum ratings and electrical characteristics, Single diode @ $T_A=25^{\circ}\text{C}$

PARAMETER	SYMBOLS	FIGURE	UNITS
Peak repetitive peak reverse voltage	$V_{RRM}$	20	V
Working peak reverse voltage	$V_{RWM}$		
DC Blocking voltage	$V_R$		
RMS Reverse voltage	$V_{R(RMS)}$	28	V
Average rectified output current	$I_o$	1	A
Peak forward surge current @=8.3ms	$I_{FSM}$	25	A
Repetitive peak forward current	$I_{FRM}$	625	mA
Power dissipation	$P_d$	250	mW
Thermal resistance junction to ambient	$R_{\theta JA}$	500	K/W
Storage temperature	$T_{STG}$	-65 to +150	$^{\circ}\text{C}$
Non-Repetitive peak reverse voltage	$V_{RM}$	20	V

Electrical ratings @ $T_A=25^{\circ}\text{C}$

PARAMETER	SYMBOLS	Min.	Max.	Unit	Test conditions
Reverse breakdown voltage	$V_{(BR)}$	20		V	$I_R=1\text{mA}$
Reverse voltage leakage current	$I_R$		1	mA	$V_R=20\text{V}$
Forward voltage	$V_F$		0.6	V	$I_F=1\text{A}$
Diode capacitance	$C_D$		120	pF	$V_R=4\text{V}, f=1.0\text{MHz}$



FIG. 1- FORWARD CURRENT DERATING CURVE

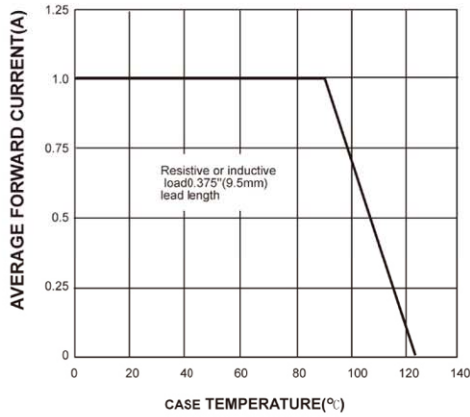


FIG. 2-MAXIMUM NON-REPETITIVE PEAK FORWARD SURGE CURRENT

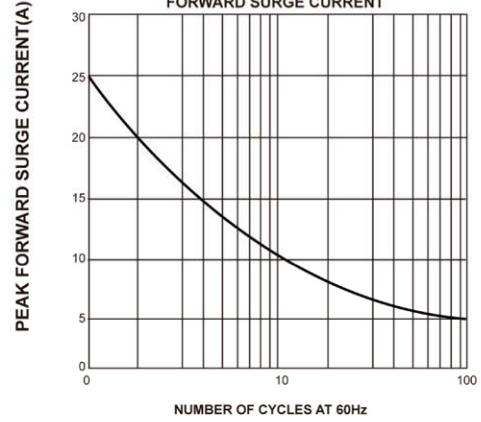


FIG. 3- TYPICAL INSTANTANEOUS FORWARD CHARACTERISTICS

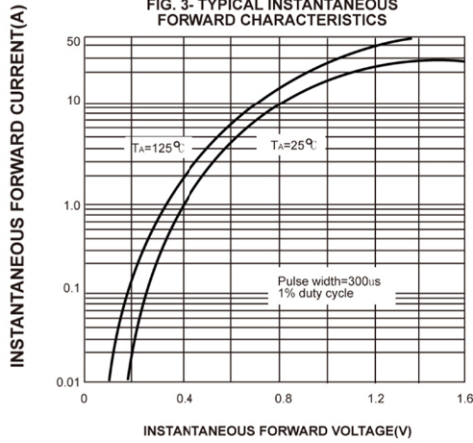


FIG. 4- TYPICAL REVERSE CHARACTERISTICS

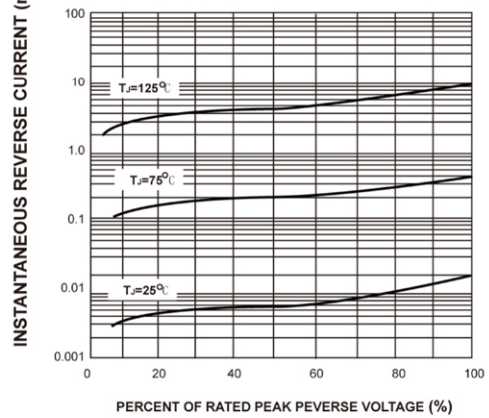


FIG. 5- TYPICAL JUNCTION CAPACITANCE

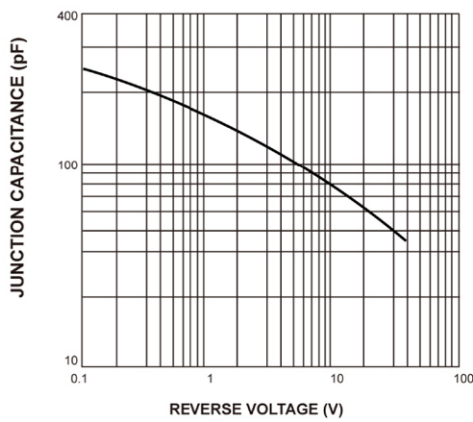
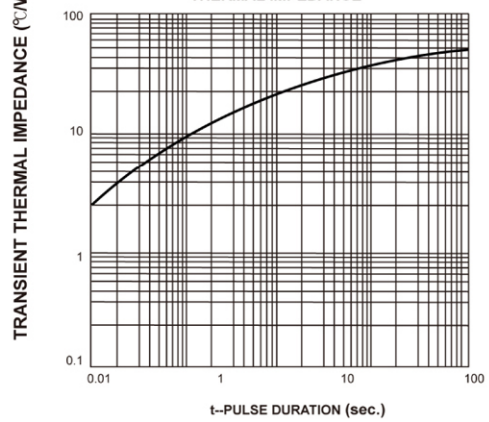


FIG. 6-TYPICAL TRANSIENT THERMAL IMPEDANCE



## X-ON Electronics

Largest Supplier of Electrical and Electronic Components

*Click to view similar products for [Schottky Diodes & Rectifiers](#) category:*

*Click to view products by [Shikues](#) manufacturer:*

Other Similar products are found below :

[MA4E2039](#) [MA4E2508M-1112](#) [MBR10100CT-BP](#) [MBR1545CT](#) [MMBD301M3T5G](#) [GS1JE-TP](#) [RB160M-50TR](#) [BAS 3010S-02LRH E6327](#)  
[BAT 54-02LRH E6327](#) [NSR05F40QNXT5G](#) [NSVR05F40NXT5G](#) [NTE555](#) [JANS1N6640](#) [SB07-03C-TB-H](#) [SBAT54CWT1G](#) [SK310-T](#)  
[SK33A-TP](#) [SK34B-TP](#) [SS3003CH-TL-E](#) [PDS3100Q-7](#) [GA01SHT18](#) [CRS10I30A\(TE85L,QM](#) [MA4E2501L-1290](#) [MBRB30H30CT-1G](#)  
[BAS 70-02L E6327](#) [DMJ3940-000](#) [SB007-03C-TB-E](#) [SK32A-TP](#) [SK33B-TP](#) [SK35A-TP](#) [SK38B-LTP](#) [SK38B-TP](#) [NTE505](#)  
[NTSB30U100CT-1G](#) [VS-6CWQ10FNHM3](#) [CRG04\(T5L,TEMQ\)](#) [ACDBA1100LR-HF](#) [ACDBA1200-HF](#) [ACDBA140-HF](#) [ACDBA2100-HF](#)  
[ACDBA240-HF](#) [ACDBA3100-HF](#) [CDBQC0530L-HF](#) [BAT54-13-F](#) [ACDBA340-HF](#) [ACDBA260LR-HF](#) [ACDBA1100-HF](#) [MA4E2502L-](#)  
[1246](#) [10BQ060-M3/5BT](#) [10BQ040-M3/5BT](#)