

Adjustable Accurate Reference Source
SOT-23 Encapsulate Adjustable Reference Source

FEATURES

- The output voltage can be adjusted to 36V
- Low dynamic output impedance ,its typical value is 0.2Ω
- Trapping current capability is 1 to 100mA
- The typical value of the equivalent temperature factor in the whole temperature scope is 50 ppm/°C
- The effective temperature compensation in the working range of full temperature
- Low output noise voltage
- Fast on -state response



ABSOLUTE MAXIMUM RATINGS (Operating temperature range applies unless otherwise specified)

Parameter	SYMBOL	VALUE	UNITS
Cathode Voltage	V_{KA}	37	V
Cathode Current Range (Continuous)	I_{KA}	-100-+150	mA
Reference Input Current Range	I_{ref}	0.05-+10	mA
Power Dissipation	P_D	300	mW
Operating temperature	T_{opr}	0-70	°C
Storage temperature Range	T_{stg}	-65-+150°C	°C

ELECTRICAL CHARACTERISTICS ($T_{amb}=25^{\circ}C$ unless otherwise specified)

Parameter	Symbol	Test conditions	MIN	TYP	MAX	UNIT
Reference Input Voltage	V_{ref}	$V_{KA}=V_{REF}, I_{KA}=10mA$	2.450	2.5	2.550	V
Deviation of reference input Voltage Over temperature (note)	$\Delta V_{ref}/\Delta T$	$V_{KA}=V_{REF}, I_{KA}=10mA$ $T_{min}\leq T_a\leq T_{max}$		4.5	17	mV
Ratio Of Change in Reference Input Voltage to the change in Cathode Voltage	$\Delta V_{ref}/\Delta V_{KA}$	$I_{KA}=10mA$	$\Delta V_{KA}=10V\sim V_{REF}$	-1.0	-2.7	m V/V
			$\Delta V_{KA}=36V\sim 10V$	-0.5	-2.0	m V/V
Reference Input Current	I_{ref}	$I_{KA}=10mA, R_1=10K\Omega$ $R_2=\infty$		1.5	4	μA
Deviation Of Reference Input Current Over Full Temperature Range	$\Delta I_{ref}/\Delta T$	$I_{KA}=10mA, R_1=10K\Omega$ $R_2=\infty$ $T_A=full\ Temperature$		0.4	1.2	μA
Minimum cathode current for regulation	$I_{KA(min)}$	$V_{KA}=V_{REF}$		0.45	1.0	mA
Off-state cathode Current	$I_{KA(OFF)}$	$V_{KA}=36V, V_{REF}=0$		0.05	1.0	μA
Dynamic Impedance	Z_{KA}	$V_{KA}=V_{REF}, I_{KA}=1\ to\ 100mA$ $f\leq 1.0KHz$		0.15	0.5	Ω

Note: $T_{MIN}=0^{\circ}C, T_{MAX}=+70^{\circ}C$

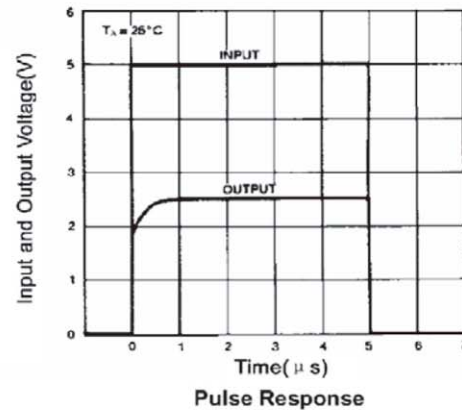
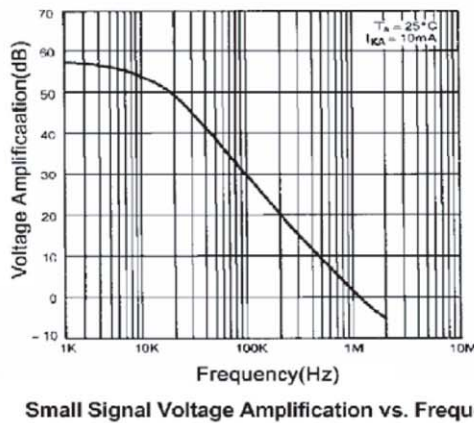
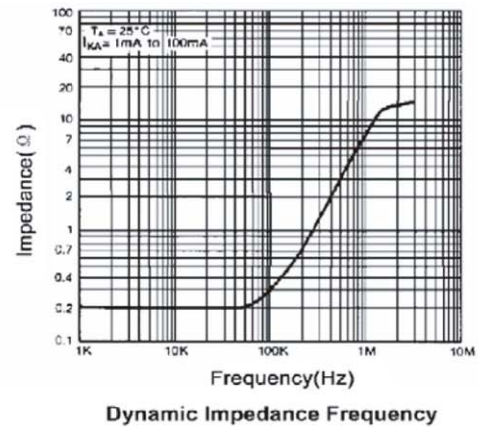
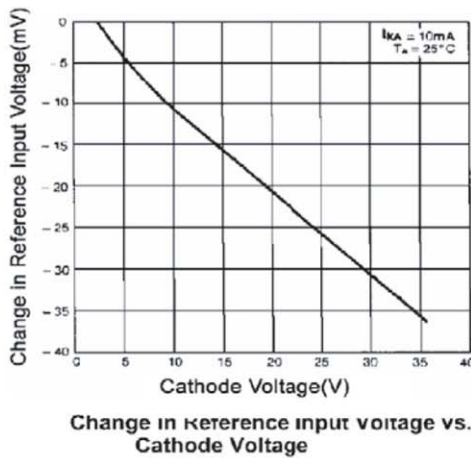
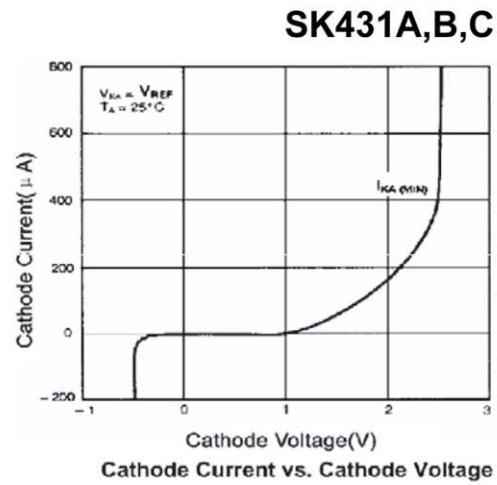
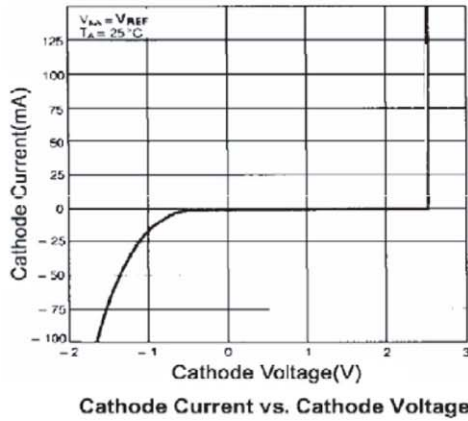
CLASSIFICATION OF V_{ref}

Rank	A=0.5%	B=1%	C=2%
Range	2.487-2.512	2.475-2.525	2.450-2.550



SOT-23 Encapsulate Adjustable Reference Source

Typical Characteristics



X-ON Electronics

Largest Supplier of Electrical and Electronic Components

Click to view similar products for [Voltage References](#) category:

Click to view products by [Shikues](#) manufacturer:

Other Similar products are found below :

[AS431ARTR-E1](#) [AZ431BR-ATRE1](#) [5962-8686103XC](#) [NCV431BVDMR2G](#) [REF01J/883](#) [SC431ILPRAG](#) [AP432AQG-7](#) [LM4040B25QFTA](#)
[REF5020IDGKR](#) [TL431ACZ](#) [KA431SLMF2TF](#) [KA431SMF2TF](#) [KA431SMFTF](#) [LM4040QCEM3-3.0/NOPB](#) [LM4041C12ILPR](#)
[LM4120AIM5-2.5/NOP](#) [LM431SCCMFX](#) [ZXRE250BSA-7](#) [ZXRE125DN8TA](#) [TS3330AQPR](#) [ZXRE250ASA-7](#) [ZTL431ASE5TA](#)
[ADR3512WCRMZ-R7](#) [REF3012AIDBZR](#) [LM385BM-2.5/NOPB](#) [LM385D-2.5R2G](#) [LM4040AIM3-10.0](#) [LM4040BIM3-4.1](#) [LM4040CIM3-](#)
[10.0](#) [LM4040CIM3X-2.0/NOPB](#) [LM4041QDIM3-ADJ/NO](#) [LM4051BIM3-ADJ/NOPB](#) [LM4051CIM3X-1.2/NOPB](#) [LM4128CMF-1.8/NOPB](#)
[LM4132DMF-1.8/NOPB](#) [LM4132EMF-1.8/NOPB](#) [LM4132EMF-2.0/NOPB](#) [LM431CIM](#) [LM385BD-2.5R2G](#) [LM385M-2.5/NOPB](#)
[LM4030AMF-4.096/NOPB](#) [LM4040D30ILPR](#) [LM4051CIM3X-ADJ/NOPB](#) [AP432YG-13](#) [AP431IANTR-G1](#) [AP431AWG-7](#) [AS431ANTR-](#)
[G1](#) [AS431AZTR-G1](#) [AS431BZTR-E1](#) [AN431BN-ATRG1](#)