

**D1FM3****30V 5A****特長**

- 小型SMD
- 低 $V_F=0.46V$
- 低 $I_R=0.1mA$

**Feature**

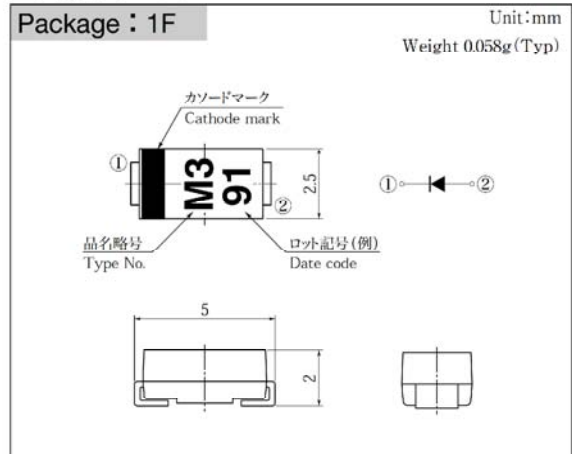
- Small SMD
- Low  $V_F=0.46V$
- Low  $I_R=0.1mA$

**用途**

- バッテリー逆接防止
- DC/DCコンバータ
- 携帯電話、パソコン

**Main Use**

- Reverse connect protection for DC power source
- DC/DC Converter
- Mobile phone, PC

**■外観図 OUTLINE**

外形図については新電元Webサイト又は〈半導体製品一覧表〉をご参照下さい。捺印表示については捺印仕様をご確認下さい。

For details of the outline dimensions, refer to our web site or Semiconductor Short Form Catalog. As for the marking, refer to the specification "Marking, Terminal Connection".

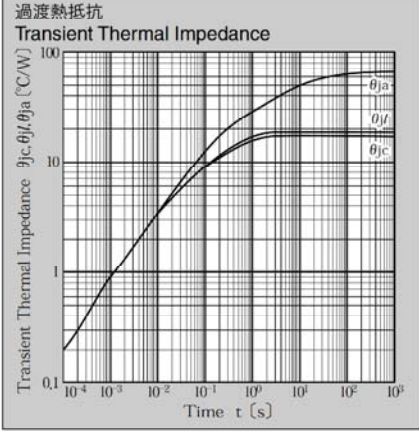
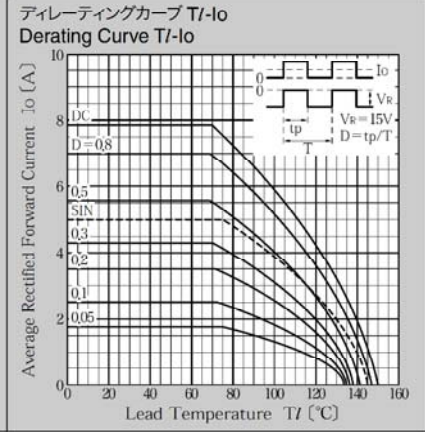
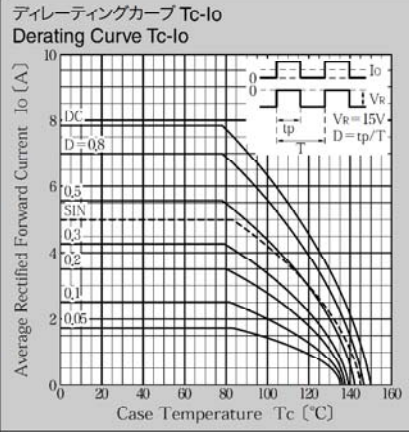
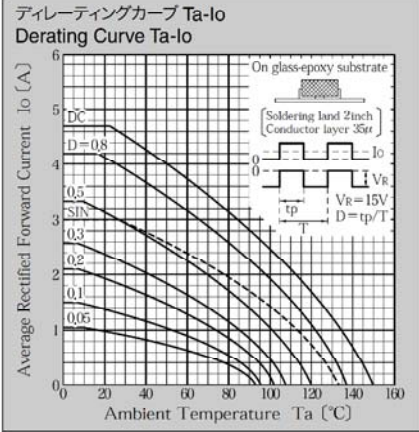
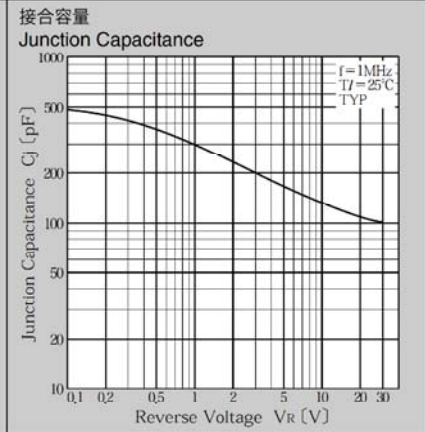
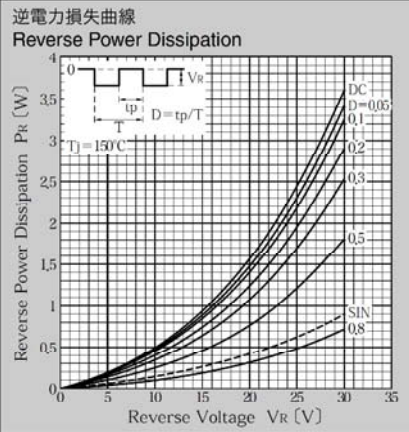
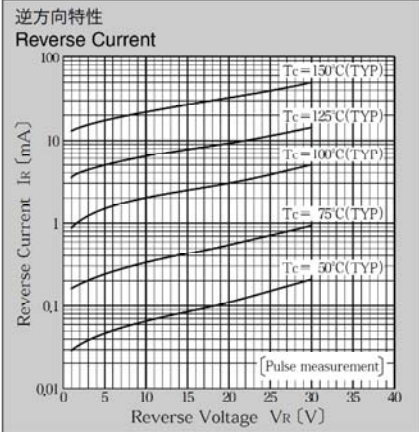
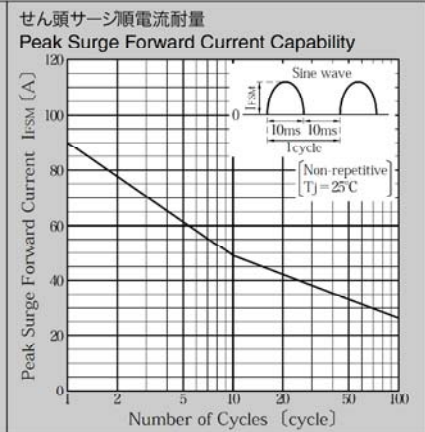
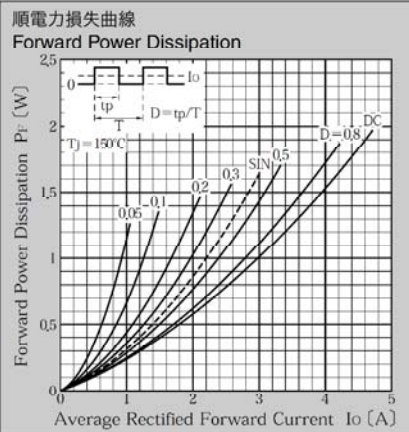
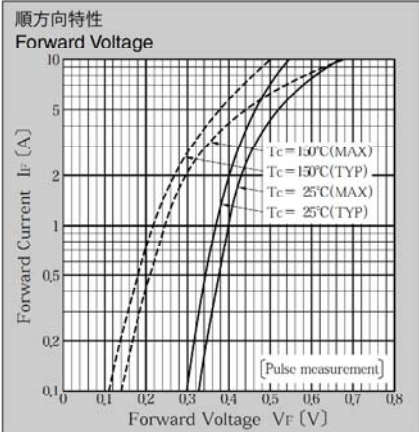
**■定格表 RATINGS****●絶対最大定格 Absolute Maximum Ratings (指定のない場合  $T_C = 25^\circ C$ )**

項目 Item	記号 Symbol	条件 Conditions	品名 Type No.	D1FM3	単位 Unit
保存温度 Storage Temperature	$T_{stg}$			-55~150	$^\circ C$
接合部温度 Operation Junction Temperature	$T_j$			150	$^\circ C$
せん頭逆電圧 Maximum Reverse Voltage	$V_{RM}$			30	V
出力電流 Average Rectified Forward Current	$I_O$	50Hz 正弦波, 抵抗負荷 50Hz sine wave, Resistance load	$T_a = 25^\circ C$ プリント基板実装 On glass-epoxy substrate	3.0	A
			$T_c = 83^\circ C$	5.0	
せん頭サージ順電流 Peak Surge Forward Current	$I_{FSM}$	50Hz 正弦波, 非繰り返し1サイクルせん頭値, $T_j = 25^\circ C$ 50Hz sine wave, Non-repetitive 1 cycle peak value, $T_j = 25^\circ C$		90	A

**●電氣的・熱的特性 Electrical Characteristics (指定のない場合  $T_C = 25^\circ C$ )**

順電圧 Forward Voltage	$V_F$	$I_F = 1.0A$ , パルス測定 Pulse measurement	MAX 0.40	V
		$I_F = 3.0A$ , パルス測定 Pulse measurement	MAX 0.46	
逆電流 Reverse Current	$I_R$	$V_R = V_{RM}$ , パルス測定 Pulse measurement	MAX 0.1	mA
接合容量 Junction Capacitance	$C_j$	$f = 1MHz, V_R = 10V$	TYP 130	pF
熱抵抗 Thermal Resistance	$\theta_{jc}$	接合部・ケース間 Junction to case	MAX 16	$^\circ C/W$
	$\theta_{jl}$	接合部・リード間 Junction to lead	MAX 18	
	$\theta_{ja}$	接合部・周囲間, プリント基板実装 Junction to ambient, On glass-epoxy substrate	MAX 65	

■特性図 CHARACTERISTIC DIAGRAMS



\* Sine waveは50Hzで測定しています。  
 \* 50Hz sine wave is used for measurements.  
 \* 半導体製品の特性は一般的にバラツキを持っています。  
 Typical is a statistical average of the device's ability.  
 \* Semiconductor products generally have characteristic variation.  
 Typical is a statistical average of the device's ability.

## X-ON Electronics

Largest Supplier of Electrical and Electronic Components

*Click to view similar products for [SCRs](#) category:*

*Click to view products by [Shindengen](#) manufacturer:*

Other Similar products are found below :

[NTE5428](#) [T1500N16TOF VT](#) [T880N16TOF](#) [TT162N16KOF-A](#) [TT162N16KOF-K](#) [TT330N16AOF](#) [VS-22RIA20](#) [VS-2N685](#) [057219R](#)  
[T1190N16TOF VT](#) [T1220N22TOF VT](#) [T201N70TOH](#) [T700N22TOF](#) [T830N18TOF](#) [TT250N12KOF-K](#) [VS-110RKI40](#) [NTE5427](#) [NTE5442](#)  
[T2160N28TOF VT](#) [TT251N16KOF-K](#) [VS-22RIA100](#) [VS-16RIA40](#) [TD250N16KOF-A](#) [VS-ST110S16P0](#) [T930N36TOF VT](#) [T2160N24TOF](#)  
[VT](#) [T1190N18TOF VT](#) [T1590N28TOF VT](#) [2N1776A](#) [T590N14TOF](#) [NTE5375](#) [NTE5460](#) [NTE5481](#) [NTE5512](#) [NTE5514](#) [NTE5518](#)  
[NTE5519](#) [NTE5529](#) [NTE5553](#) [NTE5555](#) [NTE5557](#) [NTE5567](#) [NTE5570](#) [NTE5572](#) [NTE5574](#) [NTE5576](#) [NTE5579](#) [NTE5589](#) [NTE5592](#)  
[NTE5598](#)